
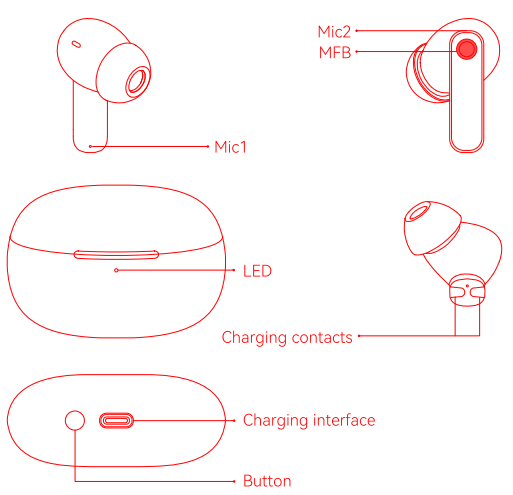

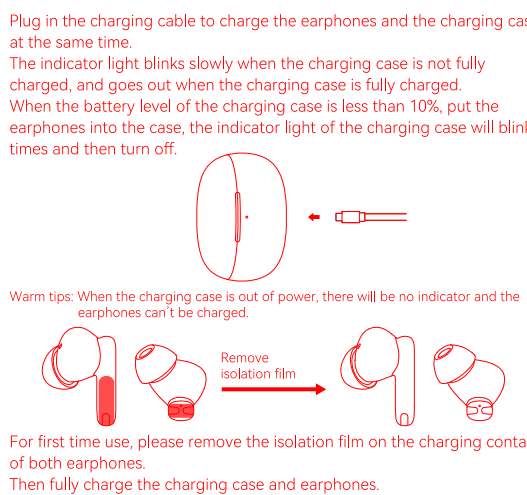
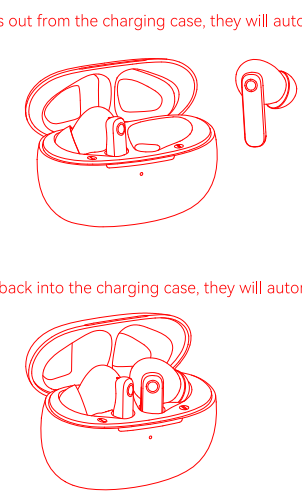
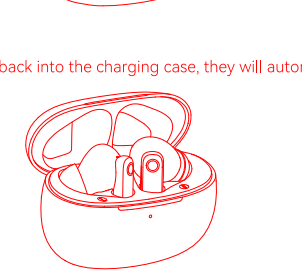
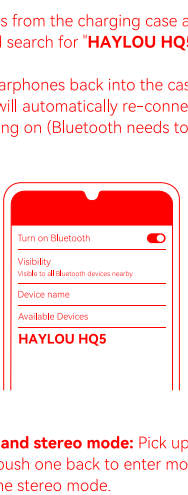
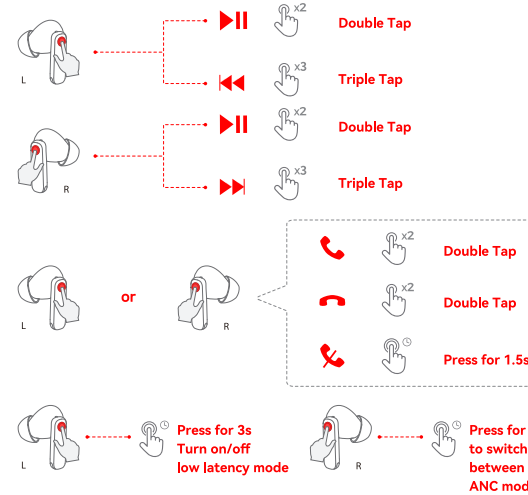





80mm

封面



<div><p><b>HAYLOU HQ5</b> True Wireless Noise Cancellation Earphones Model : T020</p><p>User Manual</p></div>	<div><p><b>Overview</b></p></div>	<div><p><b>How to Wear</b></p><p>When calling, adjust Mic towards mouth to gain more clear call.</p></div>	<div><p><b>How to Charge</b></p><p>For first time use, please remove the isolation film on the charging contacts of both earphones. Then fully charge the charging case and earphones.</p></div>	<div><p><b>Power-on</b></p><p><b>Power-off</b></p></div>	<div><p><b>How to Connect</b></p><p><b>Switch between mono and stereo mode:</b> Pick up two earphones to auto enter stereo mode and push one back to enter mono mode. Or you can pick it up again to resume stereo mode.</p></div>	<div><p><b>How to Use</b></p></div>
<div><p><b>Restore Factory Settings</b></p><p>1. The charging case is fully charged, put two earphones into the charging case. 2. Long press the charging case button for 5s, after the charging case indicator light flashes 5 times, clear the pairing record between the earphones and mobile phone. 3. Reset and remove the earphones from the charging case. 4. According to the pairing steps, complete the Bluetooth connection again.</p><p>* If the operation fails, please repeat the above steps, or log into the official store, contact customer service to view the reset operation video.</p><p><b>Common abnormalities:</b></p><p>1. One of the earphones is mute: Try to put the mute earphone into the charging case and then take it out. If the problem is still not solved after the above operation, try the reset steps. 2. The earphones cannot be charged: Check whether the charging case has sufficient power. Wipe the charging contacts with a dry cloth or cotton swab. 3. The earphone cannot automatically disconnect from the mobile phone: Check whether the charging case has sufficient power. The earphones will not power off if the case is out of power and will not disconnect from the mobile phone.</p></div>	<div><p><b>Package List</b></p><p>Earphones, charging case, charging cable, ear tips, user manual.</p><p><b>Product Parameter</b></p><p><b>Product model:</b> T020</p><p><b>Basic Parameters (earphones)</b> Operation range: 10m (open space with no obstacle) Battery capacity: 30mAh (single earphone) Charging time: approx. 1.5hr Playback time: approx. 5hr Input parameter: 5V = 50mA Battery type: li-ion polymer</p><p><b>Basic Parameters (charging case)</b> Input parameter: 5V = 500mA Output parameter: 5V = 200mA Charging time: approx. 2hr Battery capacity: 300mAh Battery type: li-ion polymer</p><p>The above data comes from Liesheng Lab, and the actual usage is affected by factors such as environment, operation and signal.</p></div>	<div><p><b>Caveats</b></p><p><b>Warning</b></p><p>1. Do not disassemble, repair or modify the product for any reason, as this may cause fire or even completely destroy the product. 2. Do not expose the product to environments where the temperature is too low or too high (below 0°C or above 45°C). 3. Keep the indicators away from the eyes of children and animals while using the earphones. 4. Do not use this product during thunderstorms. Thunderstorms may cause the product to malfunction and increase the risk of electric shocks. 5. Do not wipe and clean the earphones or their case with alcohol or other volatile liquids. 6. Avoid any contact with liquids.</p></div>	<div><p><b>Note</b></p><p>1. Please read this user manual carefully before using the product and please properly store it. 2. When using for the first time, please fully charge this product. 3. Please charge the product, in case it has not been used over two weeks. 4. Please use certificated charger. 5. Continuous use of earphones for a long time is harmful to hearing, please control the use time and volume reasonably. 6. Do not wear earbuds in any situations with potential risks as wearing them may reduce your perception to the outside world.</p></div>	<div><p><b>FCC Requirement</b></p><p>Any Changes or modifications not expressly approved by the party responsible for compliance could void the user's authority to operate the equipment. This device complies with part 15 of the FCC Rules. Operation is subject to the following two conditions: (1) This device may not cause harmful interference, and (2) this device must accept any interference received, including interference that may cause undesired operation. Note: This equipment has been tested and found to comply with the limits for a Class B digital device, pursuant to part 15 of the FCC Rules. These limits are designed to provide reasonable protection against harmful interference in a residential installation. This equipment generates uses and can radiate radio frequency energy and, if not installed and used in accordance with the instructions, may cause harmful interference to radio communications. However, there is no guarantee that interference will not occur in a particular installation. If this equipment does cause harmful interference to radio or television reception, which can be determined by turning the equipment off and on, the user is encouraged to try to correct the interference by one or more of the following measures: -Reorient or relocate the receiving antenna. -Increase the separation between the equipment and receiver. -Connect the equipment into an outlet on a circuit different from that to which the receiver is connected. -Consult the dealer or an experienced radio/TV technician for help. This transmitter must not be co-located or operating in conjunction with any other antenna or transmitter. The device has been evaluated to meet general RF exposure requirement. The device can be used in portable exposure condition without restriction.</p></div>	<div><p><b>Warranty Period</b></p><p>12 months after you purchase this item. ( or you may inquire your local shopper for more details.)</p><p><b>Free Service</b></p><p>Supporting any defects caused by quality issues occur within the warranty period, please take this warranty card and purchase receipts to your distributor for free exchange service.</p><p>Free exchange service will not be accessed under following circumstances: 1. Damages caused by unauthorized disassembly. 2. Defects or physical damages caused by leaking or dropping off. 3. Damages caused by act of God. Supporting your item is within any damages or defects except the above circumstances, please return to us or your distributor for free repairing.</p><div><p>FCC ID: 3A4K24-T020L FCC ID: 3A4K24-T020R</p><p>Manufacturer: Dongguan Liesheng Electronic Co., Ltd Address: Room 1007/3, No.156, Humen Avenue, Humen Town, Dongguan City, Guangdong Province, China Web: www.haylou.com</p></div></div>	

封底

项目： T020

品名： 英文说明书

料号：

版本： A


更新日志：

2025-02-17 更新FCC ID

2025-02-18 修改续航时间为5h

2025-02-20 低延迟和ANC模式由2s改为3s

图档识别



裁切线

压痕线

标注线

图档比例： 1： 1

技术要求

1. 尺寸： 80x80mm

2.材质： 100g书写纸

3.印刷： 专色印刷  **PANTONE 430C**

4.工艺： 风琴折

5.公差： ±1mm

6.备注：

注： 所有材料必须符合ROHS规定.

资料确认

品牌： 电子：

市场： 品质：

软件： 包装：



东莞市猎声电子科技有限公司  
Dongguan Liesheng Electronic Co., Ltd.