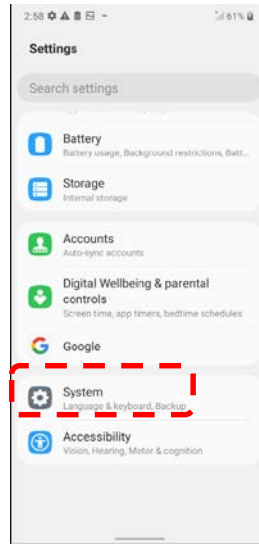


Description of E-Label on the ZNFK300AM

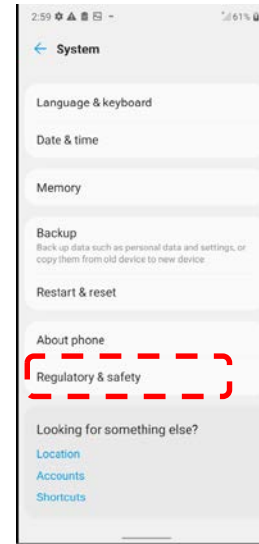
1. FCC ID is applied by E-label on device.




[Step1]



[Step2]



[Step3]



FCC ID

E-Label display	
Step 1	Select Settings
Step 2	Select System
Step 3	Select Regulatory & safety

Description of E-Label on the ZNFK300AM

2. FCC ID is applied on packaging.

FCC ID : ZNFK300AM

3. Instruction of E-label on the user manual

Regulatory information (FCC ID number, etc.)

For regulatory details, go to **Settings** > **System** > **Regulatory & safety**.