



## **Exhibit: Test Setup Photos**

FCC ID: F5317WLS922L  
IC: 160A-WLS922L

Report File #: 7169002622-000


Client	Digital Security Controls	
Product	WLS922L-433	
Standard(s)	RSS 210 Issue 9:2016, Annex A FCC Part 15 Subpart 15.231:2016	



Figure 1 – EUT Close Up


Client	Digital Security Controls	
Product	WLS922L-433	
Standard(s)	RSS 210 Issue 9:2016, Annex A FCC Part 15 Subpart 15.231:2016	



Figure 2 – Radiated Emissions Setup – Photo 1


Client	Digital Security Controls	
Product	WLS922L-433	
Standard(s)	RSS 210 Issue 9:2016, Annex A FCC Part 15 Subpart 15.231:2016	



Figure 3 – Radiated Emissions Setup – Photo 2




Client	Digital Security Controls	
Product	WLS922L-433	
Standard(s)	RSS 210 Issue 9:2016, Annex A FCC Part 15 Subpart 15.231:2016	



Figure 4 – Radiated Emissions Setup – Photo 3

Note: As per ANSI C63.10-2013 Clause 6.3.1, below 1GHz, the height of the EUT was set to 80cm.


Client	Digital Security Controls	
Product	WLS922L-433	
Standard(s)	RSS 210 Issue 9:2016, Annex A FCC Part 15 Subpart 15.231:2016	



Figure 5 – Radiated Emissions Setup – Photo 4

Note: As per ANSI C63.10-2013 Clause 6.3.1, above 1GHz, the height of the EUT was set to 1.5m.