
FCC Test Report

Report No.: AGC00210210513FE04

FCC ID : 2AVUHRP-WC013

APPLICATION PURPOSE : Original Equipment

PRODUCT DESIGNATION : RAVPower 3 In 1 Wireless Charger

BRAND NAME : RAVPOWER

MODEL NAME : RP-WC013

APPLICANT : Shenzhen NearbyExpress Technology Development
Company Limited

DATE OF ISSUE : Jun. 09, 2021

STANDARD(S) : FCC Part 15 Rules

TEST PROCEDURE(S)

REPORT VERSION : V1.0



Attestation of Global Compliance (Shenzhen) Co., Ltd



Any report having not been signed by authorized approver, or having been altered without authorization, or having not been stamped by the "Dedicated Testing/Inspection Stamp" is deemed to be invalid. Copying or excerpting portion of, or altering the content of the report is not permitted without the written authorization of AGC. The test results presented in the report apply only to the tested sample. Any objections to report issued by AGC should be submitted to AGC within 15days after the issuance of the test report. Further enquiry of validity or verification of the test report should be addressed to AGC by agc01@agccert.com.

Attestation of Global Compliance(Shenzhen)Co., Ltd

Attestation of Global Compliance(Shenzhen)Std & Tech Co., Ltd

Tel: +86-755 2523 4088 E-mail: agc@agccert.com Web: <http://www.agccert.com/>

REPORT REVISE RECORD

Report Version	Revise Time	Issued Date	Valid Version	Notes
V1.0	/	Jun. 09, 2021	Valid	Initial Release

Any report having not been signed by authorized approver, or having been altered without authorization, or having not been stamped by the "Dedicated Testing/Inspection Stamp" is deemed to be invalid. Copying or excerpting portion of, or altering the content of the report is not permitted without the written authorization of AGC. The test results presented in the report apply only to the tested sample. Any objections to report issued by AGC should be submitted to AGC within 15days after the issuance of the test report. Further enquiry of validity or verification of the test report should be addressed to AGC by agc01@agccert.com.

Attestation of Global Compliance(Shenzhen)Co., Ltd
Attestation of Global Compliance(Shenzhen)Std & Tech Co., Ltd
Tel: +86-755 2523 4088 E-mail: agc@agccert.com Web: <http://www.agccert.com/>

TABLE OF CONTENTS

1. VERIFICATION OF CONFORMITY	4
2. GENERAL INFORMATION	5
2.1. PRODUCT DESCRIPTION	5
3. MEASUREMENT UNCERTAINTY	6
4. DESCRIPTION OF TEST MODES	7
5. SYSTEM TEST CONFIGURATION	8
5.1. CONFIGURATION OF EUT SYSTEM	8
5.2. EQUIPMENT USED IN EUT SYSTEM	8
5.3. SUMMARY OF TEST RESULTS	8
6. TEST FACILITY	9
7. RADIATED EMISSION	10
7.1 TEST LIMIT	10
7.2. MEASUREMENT PROCEDURE	11
7.3. TEST SETUP	12
7.4. TEST RESULT	13
8. 20DB BANDWIDTH	32
8.1. MEASUREMENT PROCEDURE	32
8.2. TEST SET-UP (BLOCK DIAGRAM OF CONFIGURATION)	32
8.3. MEASUREMENT RESULTS	33
9. FCC LINE CONDUCTED EMISSION TEST	34
9.1. LIMITS OF LINE CONDUCTED EMISSION TEST	34
9.2. BLOCK DIAGRAM OF LINE CONDUCTED EMISSION TEST	34
9.3. PRELIMINARY PROCEDURE OF LINE CONDUCTED EMISSION TEST	35
9.4. FINAL PROCEDURE OF LINE CONDUCTED EMISSION TEST	35
9.5. TEST RESULT OF LINE CONDUCTED EMISSION TEST	36
APPENDIX A: PHOTOGRAPHS OF TEST SETUP	54
APPENDIX B: PHOTOGRAPHS OF EUT	56

Any report having not been signed by authorized approver, or having been altered without authorization, or having not been stamped by the "Dedicated Testing/Inspection Stamp" is deemed to be invalid. Copying or excerpting portion of, or altering the content of the report is not permitted without the written authorization of AGC. The test results presented in the report apply only to the tested sample. Any objections to report issued by AGC should be submitted to AGC within 15days after the issuance of the test report. Further enquiry of validity or verification of the test report should be addressed to AGC by agc01@agccert.com.

1. VERIFICATION OF CONFORMITY

Applicant	Shenzhen NearbyExpress Technology Development Company Limited
Address	Room 701, 702, 703, 705, 706, 708, 709, Building E, Galaxy World Phase II, Minle Community, Minzhi Street, Longhua District, Shenzhen, Guangdong, China 518000
Manufacturer	Shenzhen NearbyExpress Technology Development Company Limited
Address	Room 701, 702, 703, 705, 706, 708, 709, Building E, Galaxy World Phase II, Minle Community, Minzhi Street, Longhua District, Shenzhen, Guangdong, China 518000
Factory	Power7 Technology(DongGuan) Co., Ltd
Address	No. 28 Binjiang St. Shishuikou Village, Qiaotou Town, Dongguan City, P.R. China
Product Designation	RAVPower 3 In 1 Wireless Charger
Sample No	210519107
Brand Name	RAVPOWER
Test Model	RP-WC013
Date of test	May 21, 2021 to Jun. 09, 2021
Deviation	No any deviation from the test method
Condition of Test Sample	Normal
Test Result	Pass
Report Template	AGCRT-US-BR/RF

We hereby certify that:

The above equipment was tested by Attestation of Global Compliance (Shenzhen) Co., Ltd. The test data, data evaluation, test procedures, and equipment configurations shown in this report were made in accordance with the procedures given in ANSI C63.10 (2013) and the energy emitted by the sample EUT tested as described in this report is in compliance with Section 15.207, 15.209, 15.203 of the FCC Part 15, Subpart C Rules.

The results of testing in this report apply to the product/system which was tested only.

Prepared By



Cool Cheng
(Project Engineer)

Jun. 09, 2021

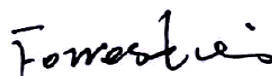
Reviewed By



Max Zhang
(Reviewer)

Jun. 09, 2021

Approved By



Forrest Lei
(Authorized Officer)

Jun. 09, 2021

Any report having not been signed by authorized approver, or having been altered without authorization, or having not been stamped by the "Dedicated Testing/Inspection Stamp" is deemed to be invalid. Copying or excerpting portion of, or altering the content of the report is not permitted without the written authorization of AGC. The test results presented in the report apply only to the tested sample. Any objections to report issued by AGC should be submitted to AGC within 15days after the issuance of the test report. Further enquiry of validity or verification of the test report should be addressed to AGC by agc01@agccert.com.

Attestation of Global Compliance(Shenzhen)Co., Ltd

Attestation of Global Compliance(Shenzhen)Std & Tech Co., Ltd

Tel: +86-755 2523 4088 E-mail: agc@agccert.com Web: http://www.agccert.com/

2. GENERAL INFORMATION

2.1. PRODUCT DESCRIPTION

A major technical description of EUT is described as following

Operation Frequency	115KHz-205KHz
Test Frequency	125.5kHz
Maximum field strength	53.94dBuV/m(PK) @3m
Modulation	FSK
Number of channels	1
Antenna Designation	Coil Antenna (Met 15.203 Antenna requirement)
Hardware Version	V2
Software Version	V1.0
Power Supply(Input)	DC 19V 1.47A,28W Max
Wireless Charging Output power	3W / 7.5W /10.5W

Any report having not been signed by authorized approver, or having been altered without authorization, or having not been stamped by the "Dedicated Testing/Inspection Stamp" is deemed to be invalid. Copying or excerpting portion of, or altering the content of the report is not permitted without the written authorization of AGC. The test results presented in the report apply only to the tested sample. Any objections to report issued by AGC should be submitted to AGC within 15days after the issuance of the test report. Further enquiry of validity or verification of the test report should be addressed to AGC by agc01@agccert.com.

Attestation of Global Compliance(Shenzhen)Co., Ltd

Attestation of Global Compliance(Shenzhen)Std & Tech Co., Ltd

Tel: +86-755 2523 4088 E-mail: agc@agccert.com Web: <http://www.agccert.com/>

3. MEASUREMENT UNCERTAINTY

The uncertainty is calculated using the methods suggested in the “Guide to the Expression of Uncertainty in measurement” (GUM) published by CISPR and ANSI.

- Uncertainty of Conducted Emission, $U_c = \pm 3.2$ dB
- Uncertainty of Radiated Emission below 1GHz, $U_c = \pm 3.9$ dB
- Uncertainty of Radiated Emission above 1GHz, $U_c = \pm 4.8$ dB

Any report having not been signed by authorized approver, or having been altered without authorization, or having not been stamped by the “Dedicated Testing/Inspection Stamp” is deemed to be invalid. Copying or excerpting portion of, or altering the content of the report is not permitted without the written authorization of AGC. The test results presented in the report apply only to the tested sample. Any objections to report issued by AGC should be submitted to AGC within 15days after the issuance of the test report. Further enquiry of validity or verification of the test report should be addressed to AGC by agc01@agccert.com.

Attestation of Global Compliance(Shenzhen)Co., Ltd

Attestation of Global Compliance(Shenzhen)Std & Tech Co., Ltd

Tel: +86-755 2523 4088 E-mail: agc@agccert.com Web: <http://www.agccert.com/>

4. DESCRIPTION OF TEST MODES

NO.	TEST MODE DESCRIPTION
1	Wireless charging Mode(Full load) at 10.5W
2	Wireless charging Mode(Half load) at 10.5W
3	Wireless charging Mode(Null load) at 10.5W
4	Wireless charging Mode(Full load) at 7.5W
5	Wireless charging Mode(Half load) at 7.5W
6	Wireless charging Mode(Null load) at 7.5W
7	Wireless charging Mode(Full load) at 3W
8	Wireless charging Mode(Half load) at 3W
9	Wireless charging Mode(Null load) at 3W

Any report having not been signed by authorized approver, or having been altered without authorization, or having not been stamped by the "Dedicated Testing/Inspection Stamp" is deemed to be invalid. Copying or excerpting portion of, or altering the content of the report is not permitted without the written authorization of AGC. The test results presented in the report apply only to the tested sample. Any objections to report issued by AGC should be submitted to AGC within 15days after the issuance of the test report. Further enquiry of validity or verification of the test report should be addressed to AGC by agc01@agccert.com.

Attestation of Global Compliance(Shenzhen)Co., Ltd

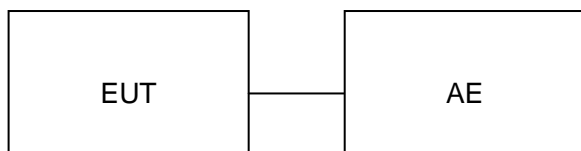
Attestation of Global Compliance(Shenzhen)Std & Tech Co., Ltd

Tel: +86-755 2523 4088 E-mail: agc@agccert.com Web: <http://www.agccert.com/>

5. SYSTEM TEST CONFIGURATION

5.1. CONFIGURATION OF EUT SYSTEM

Configure :



5.2. EQUIPMENT USED IN EUT SYSTEM

Item	Equipment	Model No.	ID or Specification	Remark
1	RAVPower 3 In 1 Wireless Charger	RP-WC013	2AVUHRP-WC013	EUT
2	Adapter	VS042-1900147HU	Input:100-240V, 50/60Hz, 1.2A Output:19.0V, 1.47A	AE
3	Wireless Load 1	N/A	10W	AE
4	Wireless Load 2	N/A	5W	AE

5.3. SUMMARY OF TEST RESULTS

FCC RULES	DESCRIPTION OF TEST	RESULT
§15.209	Radiated Emission	Compliant
§15.215	20dB bandwidth	Compliant
§15.207	Conducted Emission	Compliant

Any report having not been signed by authorized approver, or having been altered without authorization, or having not been stamped by the "Dedicated Testing/Inspection Stamp" is deemed to be invalid. Copying or excerpting portion of, or altering the content of the report is not permitted without the written authorization of AGC. The test results presented in the report apply only to the tested sample. Any objections to report issued by AGC should be submitted to AGC within 15days after the issuance of the test report. Further enquiry of validity or verification of the test report should be addressed to AGC by agc01@agccert.com.

Attestation of Global Compliance(Shenzhen)Co., Ltd
Attestation of Global Compliance(Shenzhen)Std & Tech Co., Ltd
Tel: +86-755 2523 4088 E-mail: agc@agccert.com Web: <http://www.agccert.com/>

6. TEST FACILITY

Test Site	Attestation of Global Compliance (Shenzhen) Co., Ltd
Location	1-2/F, Building 19, Junfeng Industrial Park, Chongqing Road, Heping Community, Fuhai Street, Bao'an District, Shenzhen, Guangdong, China
Designation Number	CN1259
FCC Test Firm Registration Number	975832
A2LA Cert. No.	5054.02
Description	Attestation of Global Compliance(Shenzhen) Co., Ltd is accredited by A2LA

TEST EQUIPMENT OF CONDUCTED EMISSION TEST

Equipment	Manufacturer	Model	S/N	Cal. Date	Cal. Due
TEST RECEIVER	R&S	ESCI	10096	May 15, 2021	May 14, 2022
LISN	R&S	ESH2-Z5	100086	Jul. 03,2020	Jul. 02,2021
Test software	R&S	ES-K1(Ver.V1.71)	N/A	N/A	N/A

TEST EQUIPMENT OF RADIATED EMISSION TEST

Equipment	Manufacturer	Model	S/N	Cal. Date	Cal. Due
TEST RECEIVER	R&S	ESCI	10096	May 15, 2021	May 14, 2022
EXA Signal Analyzer	Aglient	N9010A	MY53470504	Jun. 08, 2020	Jun. 07, 2021
Active loop antenna (9K-30MHz)	ZHINAN	ZN30900C	18051	May 22, 2020	May 21, 2022
ANTENNA	SCHWARZBECK	VULB9168	494	Jan. 08, 2020	Jan. 07, 2023
Test software	FARA	EZ EMC (Ver.RA-03A)	N/A	N/A	N/A

Any report having not been signed by authorized approver, or having been altered without authorization, or having not been stamped by the "Dedicated Testing/Inspection Stamp" is deemed to be invalid. Copying or excerpting portion of, or altering the content of the report is not permitted without the written authorization of AGC. The test results presented in the report apply only to the tested sample. Any objections to report issued by AGC should be submitted to AGC within 15days after the issuance of the test report. Further enquiry of validity or verification of the test report should be addressed to AGC by agc01@agccert.com.

Attestation of Global Compliance(Shenzhen)Co., Ltd
Attestation of Global Compliance(Shenzhen)Std & Tech Co., Ltd
Tel: +86-755 2523 4088 E-mail: agc@agccert.com Web: http://www.agccert.com/

7. RADIATED EMISSION

7.1 TEST LIMIT

Standard FCC 15.209

Frequency (MHz)	Distance Meters	Field Strengths Limit	
		μ V/m	dB(μV)/m
0.009 ~ 0.490	300	2400/F(kHz)	---
0.490 ~ 1.705	30	24000/F(kHz)	---
1.705 ~ 30	30	30	---
30 ~ 88	3	100	40.0
88 ~ 216	3	150	43.5
216 ~ 960	3	200	46.0
960 ~ 1000	3	500	54.0
Above 1000	3	Other:74.0 dB(μV)/m (Peak) 54.0 dB(μV)/m (Average)	
Remark: (1) Emission level dB μ V = 20 log Emission level μ V/m (2) The smaller limit shall apply at the cross point between two frequency bands. (3) Distance is the distance in meters between the measuring instrument, antenna and the closest point of any part of the device or system.			

Any report having not been signed by authorized approver, or having been altered without authorization, or having not been stamped by the "Dedicated Testing/Inspection Stamp" is deemed to be invalid. Copying or excerpting portion of, or altering the content of the report is not permitted without the written authorization of AGC. The test results presented in the report apply only to the tested sample. Any objections to report issued by AGC should be submitted to AGC within 15 days after the issuance of the test report. Further enquiry of validity or verification of the test report should be addressed to AGC by agc01@agccert.com.

Attestation of Global Compliance(Shenzhen)Co., Ltd
 Attestation of Global Compliance(Shenzhen)Std & Tech Co., Ltd
 Tel: +86-755 2523 4088 E-mail: agc@agccert.com Web: <http://www.agccert.com/>

7.2. MEASUREMENT PROCEDURE

1. The EUT was placed on the top of the turntable 0.8 or 1.5 meter above ground. The phase center of the receiving antenna mounted on the top of a height-variable antenna tower was placed 3 meters far away from the turntable.
2. Power on the EUT and all the supporting units. The turntable was rotated by 360 degrees to determine the position of the highest radiation.
3. The height of the broadband receiving antenna was varied between one meter and four meters above ground to find the maximum emissions field strength of both horizontal and vertical polarization.
4. For each suspected emissions, the antenna tower was scan (from 1 M to 4 M) and then the turntable was rotated (from 0 degree to 360 degrees) to find the maximum reading.
5. Set the test-receiver system to Peak or CISPR quasi-peak Detect Function with specified bandwidth under Maximum Hold Mode.
6. In case the emission is lower than 30MHz, loop antenna has to be used for measurement and the recorded data should be QP measured by receiver. High - Low scan is not required in this case.

The following table is the setting of spectrum analyzer and receiver.

Spectrum Parameter	Setting
Start ~Stop Frequency	9KHz~150KHz/RB 200Hz for QP
Start ~Stop Frequency	150KHz~30MHz/RB 9KHz for QP
Start ~Stop Frequency	30MHz~1000MHz/RB 120KHz for QP

Receiver Parameter	Setting
Start ~Stop Frequency	9KHz~150KHz/RB 200Hz for QP
Start ~Stop Frequency	150KHz~30MHz/RB 9KHz for QP
Start ~Stop Frequency	30MHz~1000MHz/RB 120KHz for QP

Any report having not been signed by authorized approver, or having been altered without authorization, or having not been stamped by the "Dedicated Testing/Inspection Stamp" is deemed to be invalid. Copying or excerpting portion of, or altering the content of the report is not permitted without the written authorization of AGC. The test results presented in the report apply only to the tested sample. Any objections to report issued by AGC should be submitted to AGC within 15days after the issuance of the test report. Further enquiry of validity or verification of the test report should be addressed to AGC by agc01@agccert.com.

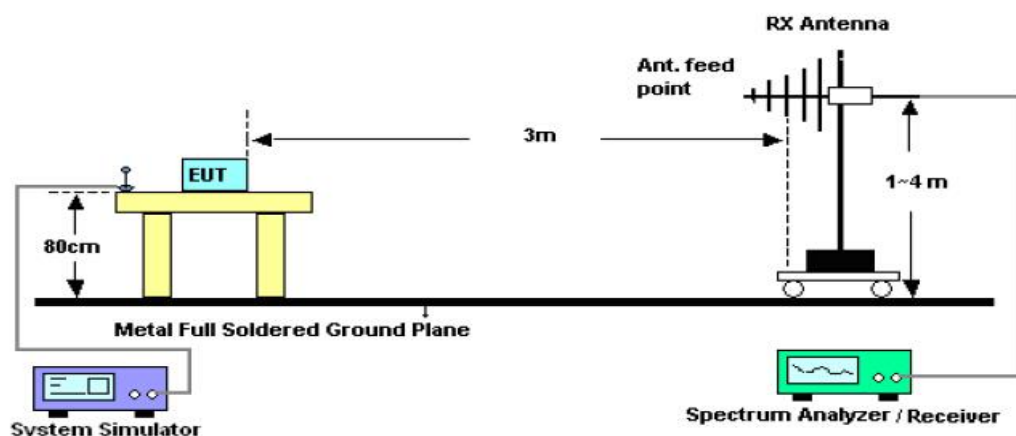
Attestation of Global Compliance(Shenzhen)Co., Ltd
Attestation of Global Compliance(Shenzhen)Std & Tech Co., Ltd
Tel: +86-755 2523 4088 E-mail: agc@agccert.com Web: <http://www.agccert.com/>

7.3. TEST SETUP

Radiated Emission Test-Setup Frequency Below 30MHz



RADIATED EMISSION TEST SETUP 30MHz-1000MHz



Any report having not been signed by authorized approver, or having been altered without authorization, or having not been stamped by the "Dedicated Testing/Inspection Stamp" is deemed to be invalid. Copying or excerpting portion of, or altering the content of the report is not permitted without the written authorization of AGC. The test results presented in the report apply only to the tested sample. Any objections to report issued by AGC should be submitted to AGC within 15days after the issuance of the test report. Further enquiry of validity or verification of the test report should be addressed to AGC by agc01@agccert.com.

Attestation of Global Compliance(Shenzhen)Co., Ltd
Attestation of Global Compliance(Shenzhen)Std & Tech Co., Ltd
Tel: +86-755 2523 4088 E-mail: agc@agccert.com Web: <http://www.agccert.com/>

7.4. TEST RESULT

RADIATED EMISSION BELOW 30MHZ

Frequency MHz	Polarization	Reading dB(uV) PK	Factor dB (1/m)	Level dB(uV/m) PK	Limit dB(uV/m) PK	Margin dB	Pass/Fail
0.1255	Face	43.51	10.43	53.94	105.63	-51.69	Pass
0.1255	Side	34.72	10.43	45.15	105.63	-60.48	Pass

Note1: The amplitude of spurious emissions from 9kHz to 30MHz which are attenuated more than 20 dB below the permissible value need not be reported. The peak level of the emission is less than the average limit, so the average level shall be less than the limit without test.

Note 2: $\text{Level(dBuV/m)} = \text{Reading(dBuV)} + \text{Factor(dB/m)}$

$\text{Factor(dB/m)} = \text{Antenna Factor(dB/m)} + \text{Cable loss(dB)} + \text{Attenuation(dB) for Attenuator}$

$\text{Margin} = \text{Level} - \text{Limit}$

For 0.1255MHz

$\text{Limit(dBuV/m)} = 20\log(2400/F(\text{kHz})) + 40\log(300/3) = 105.63\text{dBuV/m.}$

Any report having not been signed by authorized approver, or having been altered without authorization, or having not been stamped by the "Dedicated Testing/Inspection Stamp" is deemed to be invalid. Copying or excerpting portion of, or altering the content of the report is not permitted without the written authorization of AGC. The test results presented in the report apply only to the tested sample. Any objections to report issued by AGC should be submitted to AGC within 15days after the issuance of the test report. Further enquiry of validity or verification of the test report should be addressed to AGC by agc01@agccert.com.

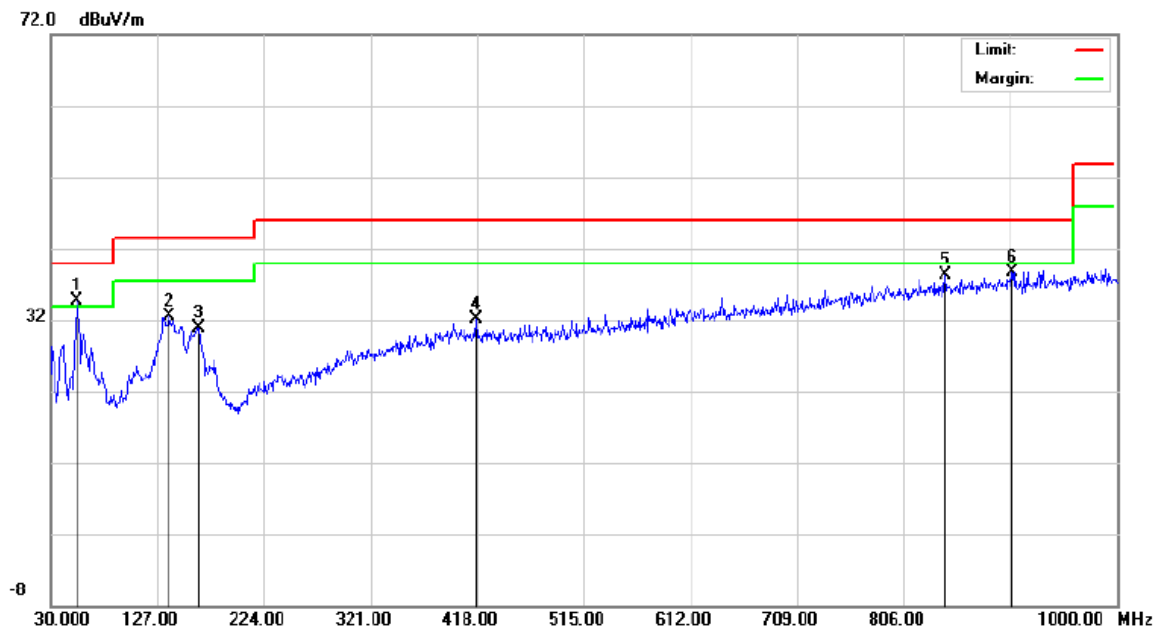
Attestation of Global Compliance(Shenzhen)Co., Ltd

Attestation of Global Compliance(Shenzhen)Std & Tech Co., Ltd

Tel: +86-755 2523 4088 E-mail: agc@agccert.com Web: <http://www.agccert.com/>

RADIATED EMISSION 30MHz- 1GHz

EUT :	RAVPower 3 In 1 Wireless Charger	Model Name. :	RP-WC013
Temperature :	21.8°C	Relative Humidity:	58%
Pressure :	1010 hPa	Test Voltage :	DC 9V
Test Mode :	Mode 1	Polarization :	Horizontal



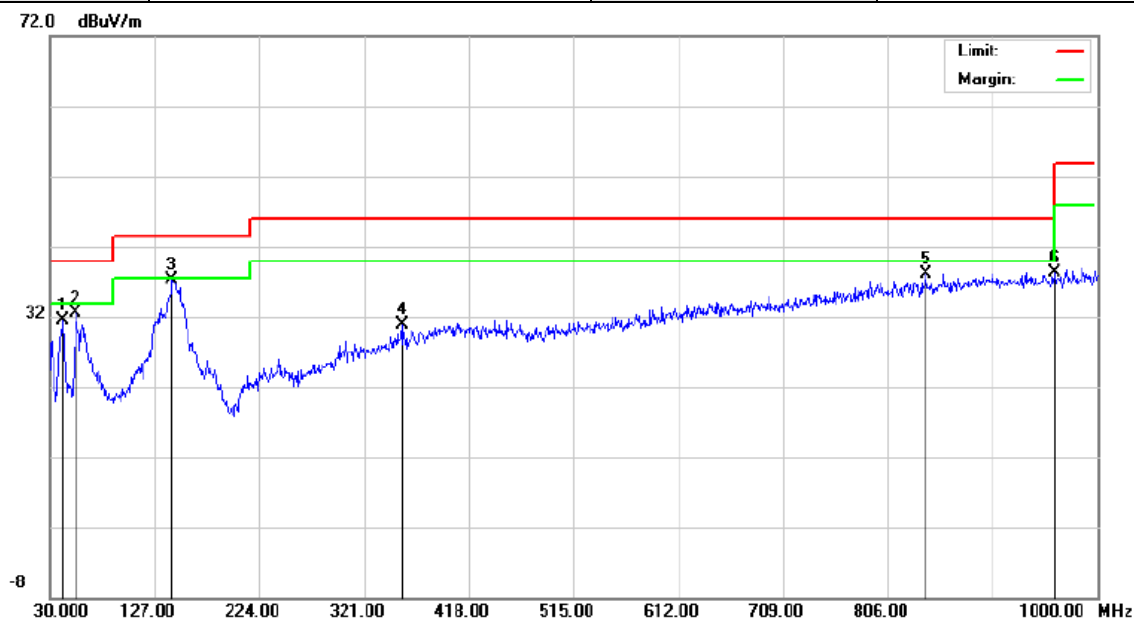
No.	Mk.	Freq. MHz	Reading Level dBuV	Correct Factor dB	Measure- ment dBuV/m	Limit dBuV/m	Over dB	Detector
1	*	54.2500	18.27	16.34	34.61	40.00	-5.39	peak
2		137.6700	11.72	20.85	32.57	43.50	-10.93	peak
3		164.8300	12.24	18.69	30.93	43.50	-12.57	peak
4		417.0300	7.15	24.98	32.13	46.00	-13.87	peak
5		843.8300	7.34	30.98	38.32	46.00	-7.68	peak
6		904.9400	7.06	31.74	38.80	46.00	-7.20	peak

RESULT: PASS

Any report having not been signed by authorized approver, or having been altered without authorization, or having not been stamped by the "Dedicated Testing/Inspection Stamp" is deemed to be invalid. Copying or excerpting portion of, or altering the content of the report is not permitted without the written authorization of AGC. The test results presented in the report apply only to the tested sample. Any objections to report issued by AGC should be submitted to AGC within 15days after the issuance of the test report. Further enquiry of validity or verification of the test report should be addressed to AGC by agc01@agccert.com.

Attestation of Global Compliance(Shenzhen)Co., Ltd
Attestation of Global Compliance(Shenzhen)Std & Tech Co., Ltd
Tel: +86-755 2523 4088 E-mail: agc@agccert.com Web: http://www.agccert.com/

EUT :	RAVPower 3 In 1 Wireless Charger	Model Name. :	RP-WC013
Temperature :	21.8°C	Relative Humidity :	58%
Pressure :	1010 hPa	Test Voltage :	DC 9V
Test Mode :	Mode 1	Polarization :	Vertical



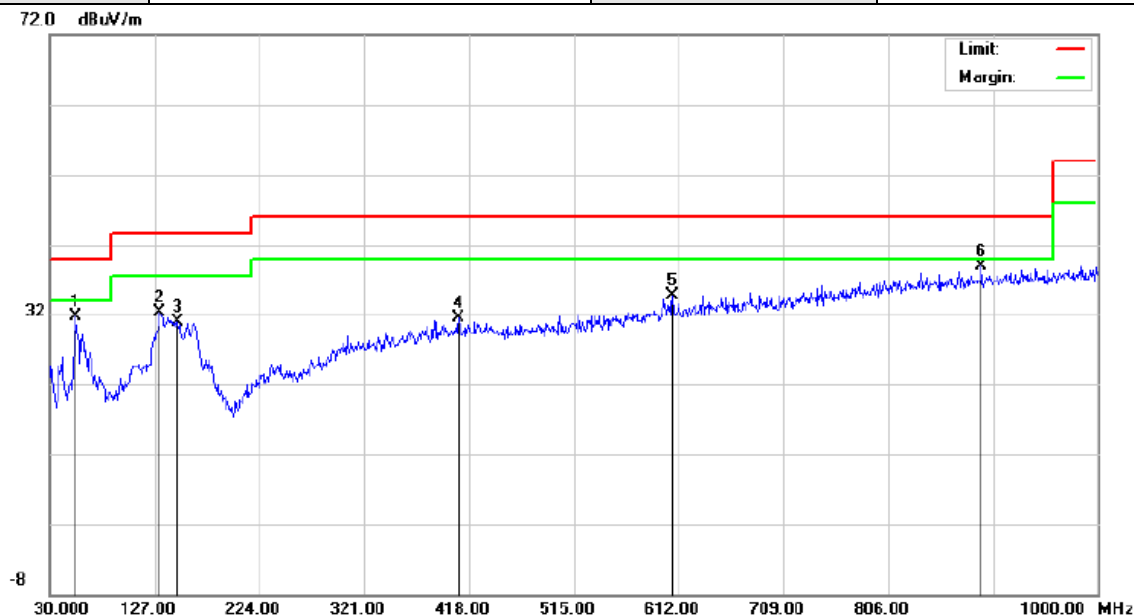
No.	Mk.	Freq. MHz	Reading Level dBuV	Correct Factor dB	Measure- ment dBuV/m	Limit dBuV/m	Over dB	Detector
1		42.6100	16.83	14.73	31.56	40.00	-8.44	peak
2		54.2500	16.07	16.34	32.41	40.00	-7.59	peak
3	*	143.4900	16.38	20.87	37.25	43.50	-6.25	peak
4		355.9200	7.39	23.43	30.82	46.00	-15.18	peak
5		840.9200	7.15	30.94	38.09	46.00	-7.91	peak
6		960.2300	5.99	32.22	38.21	54.00	-15.79	peak

RESULT: PASS

Any report having not been signed by authorized approver, or having been altered without authorization, or having not been stamped by the "Dedicated Testing/Inspection Stamp" is deemed to be invalid. Copying or excerpting portion of, or altering the content of the report is not permitted without the written authorization of AGC. The test results presented in the report apply only to the tested sample. Any objections to report issued by AGC should be submitted to AGC within 15days after the issuance of the test report. Further enquiry of validity or verification of the test report should be addressed to AGC by agc01@agccert.com.

Attestation of Global Compliance(Shenzhen)Co., Ltd
Attestation of Global Compliance(Shenzhen)Std & Tech Co., Ltd
Tel: +86-755 2523 4088 E-mail: agc@agccert.com Web: http://www.agccert.com/

EUT :	RAVPower 3 In 1 Wireless Charger	Model Name. :	RP-WC013
Temperature :	21.8°C	Relative Humidity:	58%
Pressure :	1010 hPa	Test Voltage :	DC 9V
Test Mode :	Mode 2	Polarization :	Horizontal



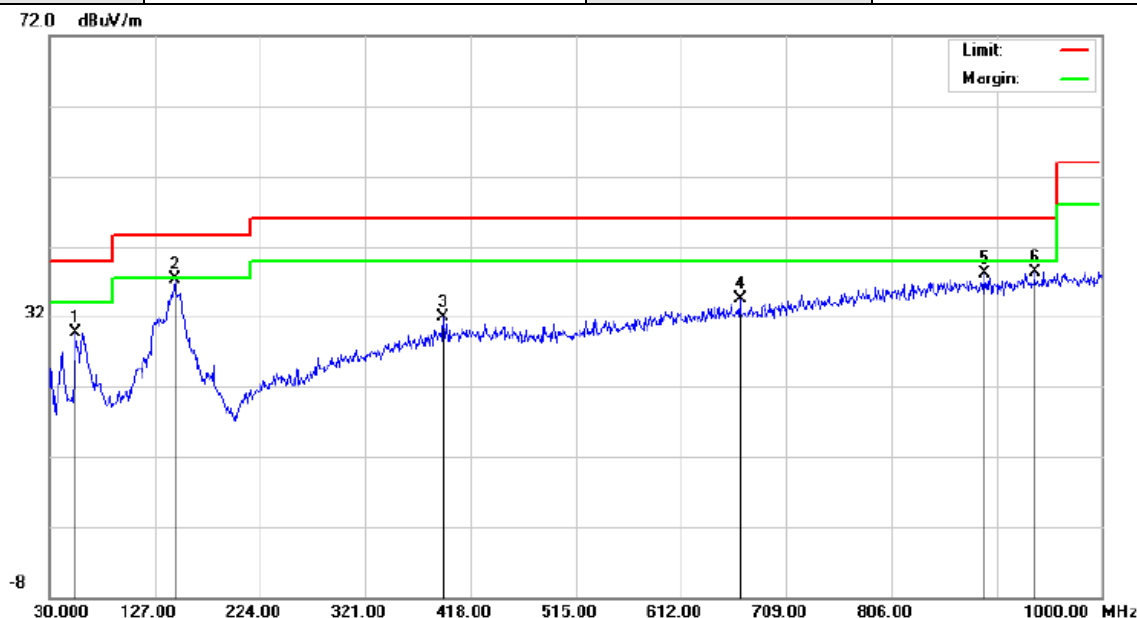
No.	Mk.	Freq. MHz	Reading Level dBuV	Correct Factor dB	Measure- ment dBuV/m	Limit dBuV/m	Over dB	Detector
1		53.2800	15.96	15.74	31.70	40.00	-8.30	peak
2		131.8500	12.39	19.90	32.29	43.50	-11.21	peak
3		148.3400	10.53	20.38	30.91	43.50	-12.59	peak
4		408.3000	6.55	24.98	31.53	46.00	-14.47	peak
5		606.1800	7.71	27.02	34.73	46.00	-11.27	peak
6	*	892.3300	7.24	31.60	38.84	46.00	-7.16	peak

RESULT: PASS

Any report having not been signed by authorized approver, or having been altered without authorization, or having not been stamped by the "Dedicated Testing/Inspection Stamp" is deemed to be invalid. Copying or excerpting portion of, or altering the content of the report is not permitted without the written authorization of AGC. The test results presented in the report apply only to the tested sample. Any objections to report issued by AGC should be submitted to AGC within 15days after the issuance of the test report. Further enquiry of validity or verification of the test report should be addressed to AGC by agc01@agccert.com.

Attestation of Global Compliance(Shenzhen)Co., Ltd
Attestation of Global Compliance(Shenzhen)Std & Tech Co., Ltd
Tel: +86-755 2523 4088 E-mail: agc@agccert.com Web: http://www.agccert.com/

EUT :	RAVPower 3 In 1 Wireless Charger	Model Name. :	RP-WC013
Temperature :	21.8°C	Relative Humidity :	58%
Pressure :	1010 hPa	Test Voltage :	DC 9V
Test Mode :	Mode 2	Polarization :	Vertical



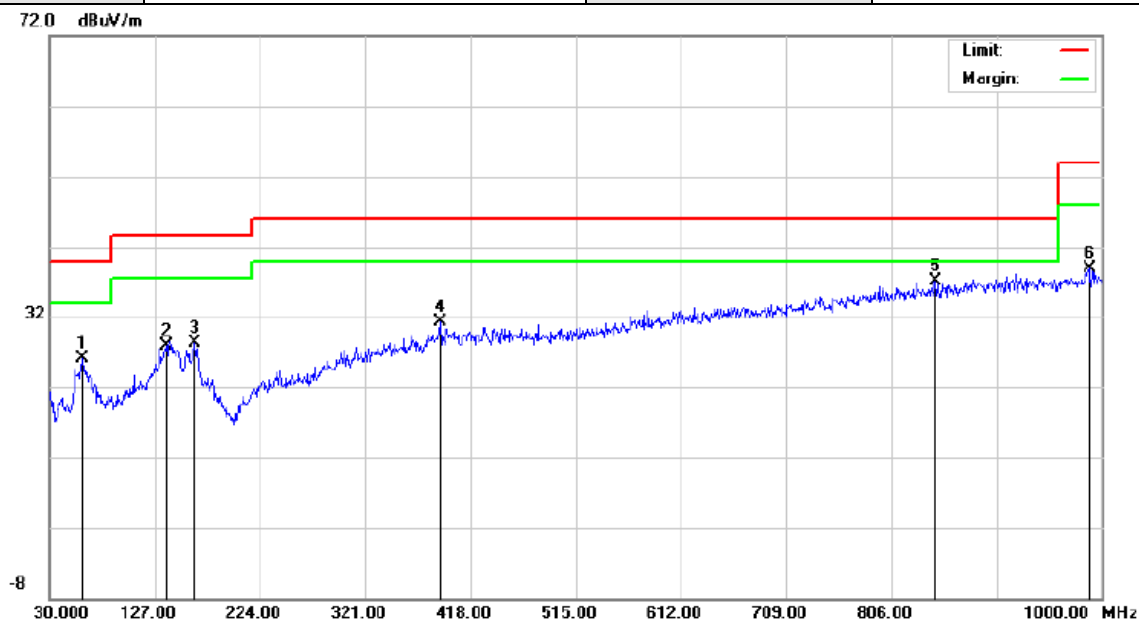
No.	Mk.	Freq. MHz	Reading Level dBuV	Correct Factor dB	Measure- ment dBuV/m	Limit dBuV/m	Over dB	Detector
1		54.2500	13.40	16.34	29.74	40.00	-10.26	peak
2	*	145.4299	16.57	20.68	37.25	43.50	-6.25	peak
3		392.7800	7.21	24.73	31.94	46.00	-14.06	peak
4		666.3200	6.71	27.75	34.46	46.00	-11.54	peak
5		892.3300	6.48	31.60	38.08	46.00	-7.92	peak
6		937.9200	6.26	32.03	38.29	46.00	-7.71	peak

RESULT: PASS

Any report having not been signed by authorized approver, or having been altered without authorization, or having not been stamped by the "Dedicated Testing/Inspection Stamp" is deemed to be invalid. Copying or excerpting portion of, or altering the content of the report is not permitted without the written authorization of AGC. The test results presented in the report apply only to the tested sample. Any objections to report issued by AGC should be submitted to AGC within 15days after the issuance of the test report. Further enquiry of validity or verification of the test report should be addressed to AGC by agc01@agccert.com.

Attestation of Global Compliance(Shenzhen)Co., Ltd
Attestation of Global Compliance(Shenzhen)Std & Tech Co., Ltd
Tel: +86-755 2523 4088 E-mail: agc@agccert.com Web: http://www.agccert.com/

EUT :	RAVPower 3 In 1 Wireless Charger	Model Name. :	RP-WC013
Temperature :	21.8°C	Relative Humidity:	58%
Pressure :	1010 hPa	Test Voltage :	DC 9V
Test Mode :	Mode 3	Polarization :	Horizontal



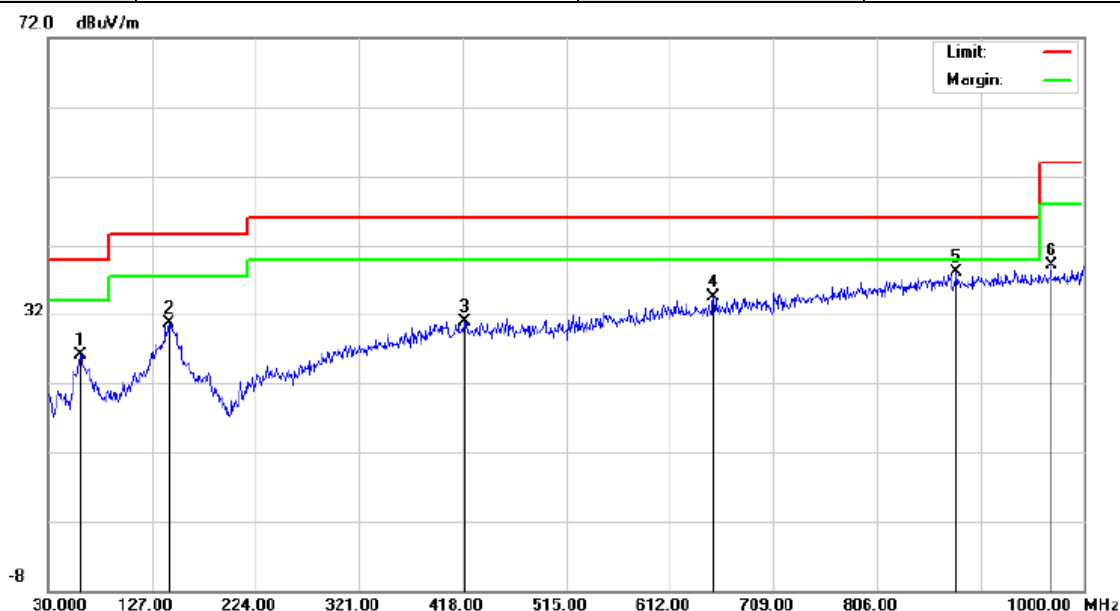
No.	Mk.	Freq.	Reading Level	Correct Factor	Measure-ment	Limit	Over	
		MHz	dBuV	dB	dBuV/m	dBuV/m	dB	Detector
1		60.0700	6.25	19.85	26.10	40.00	-13.90	peak
2		137.6700	6.99	20.85	27.84	43.50	-15.66	peak
3		163.8600	9.45	18.79	28.24	43.50	-15.26	peak
4		389.8700	6.62	24.62	31.24	46.00	-14.76	peak
5	*	846.7400	6.09	31.01	37.10	46.00	-8.90	peak
6		988.3600	6.49	32.46	38.95	54.00	-15.05	peak

RESULT: PASS

Any report having not been signed by authorized approver, or having been altered without authorization, or having not been stamped by the "Dedicated Testing/Inspection Stamp" is deemed to be invalid. Copying or excerpting portion of, or altering the content of the report is not permitted without the written authorization of AGC. The test results presented in the report apply only to the tested sample. Any objections to report issued by AGC should be submitted to AGC within 15days after the issuance of the test report. Further enquiry of validity or verification of the test report should be addressed to AGC by agc01@agccert.com.

Attestation of Global Compliance(Shenzhen)Co., Ltd
Attestation of Global Compliance(Shenzhen)Std & Tech Co., Ltd
Tel: +86-755 2523 4088 E-mail: agc@agccert.com Web: http://www.agccert.com/

EUT :	RAVPower 3 In 1 Wireless Charger	Model Name. :	RP-WC013
Temperature :	21.8°C	Relative Humidity :	58%
Pressure :	1010 hPa	Test Voltage :	DC 9V
Test Mode :	Mode 3	Polarization :	Vertical



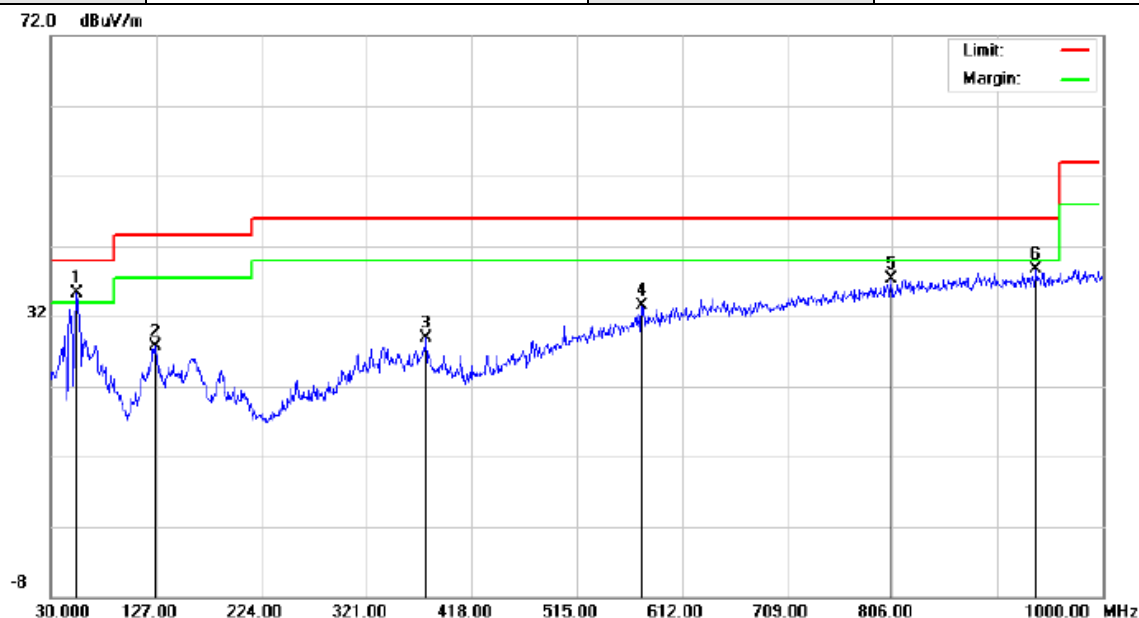
No.	Mk.	Freq. MHz	Reading Level dBuV	Correct Factor dB	Measure- ment dBuV/m	Limit dBuV/m	Over dB	Detector
1		60.0700	6.30	19.85	26.15	40.00	-13.85	peak
2		142.5200	9.64	20.97	30.61	43.50	-12.89	peak
3		419.9400	6.00	24.98	30.98	46.00	-15.02	peak
4		652.7400	6.85	27.58	34.43	46.00	-11.57	peak
5	*	880.6900	6.67	31.45	38.12	46.00	-7.88	peak
6		968.9600	6.78	32.29	39.07	54.00	-14.93	peak

RESULT: PASS

Any report having not been signed by authorized approver, or having been altered without authorization, or having not been stamped by the "Dedicated Testing/Inspection Stamp" is deemed to be invalid. Copying or excerpting portion of, or altering the content of the report is not permitted without the written authorization of AGC. The test results presented in the report apply only to the tested sample. Any objections to report issued by AGC should be submitted to AGC within 15days after the issuance of the test report. Further enquiry of validity or verification of the test report should be addressed to AGC by agc01@agccert.com.

Attestation of Global Compliance(Shenzhen)Co., Ltd
Attestation of Global Compliance(Shenzhen)Std & Tech Co., Ltd
Tel: +86-755 2523 4088 E-mail: agc@agccert.com Web: http://www.agccert.com/

EUT :	RAVPower 3 In 1 Wireless Charger	Model Name. :	RP-WC013
Temperature :	21.8°C	Relative Humidity:	58%
Pressure :	1010 hPa	Test Voltage :	DC 9V
Test Mode :	Mode 4	Polarization :	Horizontal



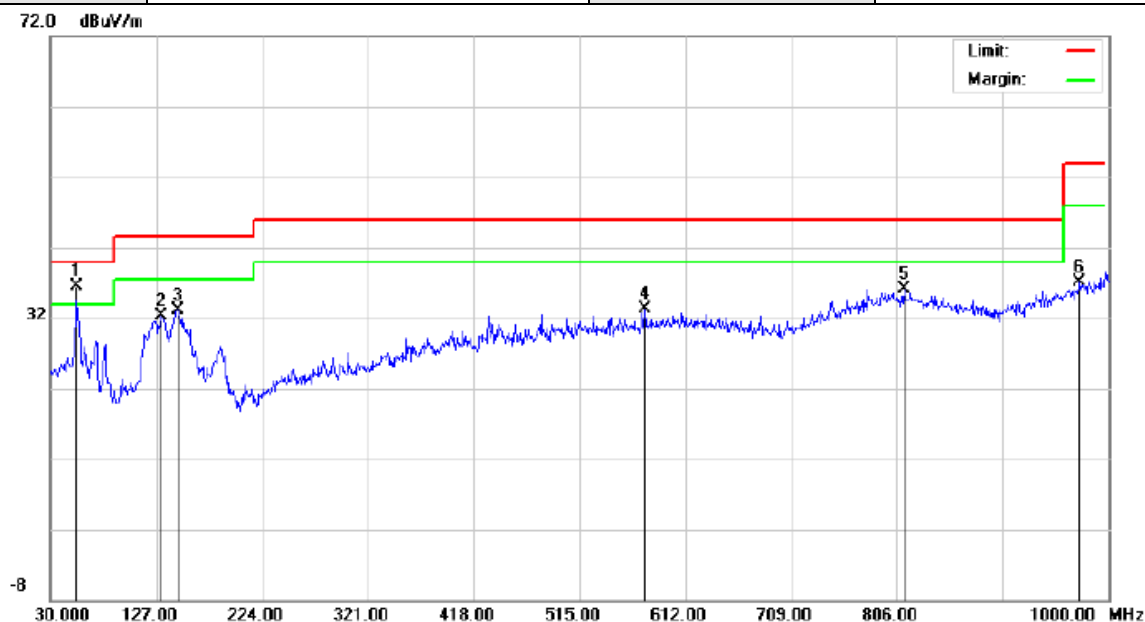
No.	Mk.	Freq.	Reading	Correct	Measure-	Limit	Over	
		MHz	Level	Factor	ment			Detector
			dBuV	dB	dBuV/m	dBuV/m	dB	
1	*	54.2500	20.65	14.64	35.29	40.00	-4.71	peak
2		126.0300	10.78	16.84	27.62	43.50	-15.88	peak
3		376.2900	12.11	16.86	28.97	46.00	-17.03	peak
4		575.1400	7.59	25.97	33.56	46.00	-12.44	peak
5		805.0300	6.81	30.47	37.28	46.00	-8.72	peak
6		938.8900	6.58	32.03	38.61	46.00	-7.39	peak

RESULT: PASS

Any report having not been signed by authorized approver, or having been altered without authorization, or having not been stamped by the "Dedicated Testing/Inspection Stamp" is deemed to be invalid. Copying or excerpting portion of, or altering the content of the report is not permitted without the written authorization of AGC. The test results presented in the report apply only to the tested sample. Any objections to report issued by AGC should be submitted to AGC within 15days after the issuance of the test report. Further enquiry of validity or verification of the test report should be addressed to AGC by agc01@agccert.com.

Attestation of Global Compliance(Shenzhen)Co., Ltd
Attestation of Global Compliance(Shenzhen)Std & Tech Co., Ltd
Tel: +86-755 2523 4088 E-mail: agc@agccert.com Web: http://www.agccert.com/

EUT :	RAVPower 3 In 1 Wireless Charger	Model Name. :	RP-WC013
Temperature :	21.8°C	Relative Humidity :	58%
Pressure :	1010 hPa	Test Voltage :	DC 9V
Test Mode :	Mode 4	Polarization :	Vertical



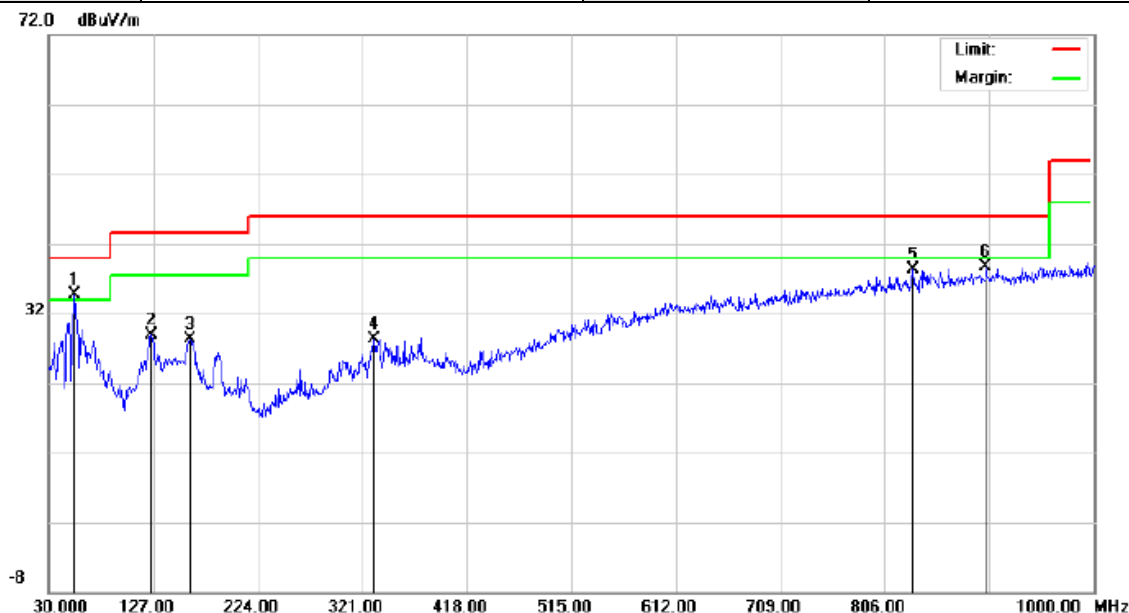
No.	Mk.	Freq. MHz	Reading Level dBuV	Correct Factor dB	Measure- ment dBuV/m	Limit dBuV/m	Over dB	Detector
1	*	54.2500	21.77	14.64	36.41	40.00	-3.59	peak
2		130.8800	13.70	18.66	32.36	43.50	-11.14	peak
3		146.4000	13.89	19.22	33.11	43.50	-10.39	peak
4		575.1400	6.93	26.46	33.39	46.00	-12.61	peak
5		812.7900	6.03	30.06	36.09	46.00	-9.91	peak
6		973.8100	5.76	31.29	37.05	54.00	-16.95	peak

RESULT: PASS

Any report having not been signed by authorized approver, or having been altered without authorization, or having not been stamped by the "Dedicated Testing/Inspection Stamp" is deemed to be invalid. Copying or excerpting portion of, or altering the content of the report is not permitted without the written authorization of AGC. The test results presented in the report apply only to the tested sample. Any objections to report issued by AGC should be submitted to AGC within 15days after the issuance of the test report. Further enquiry of validity or verification of the test report should be addressed to AGC by agc01@agccert.com.

Attestation of Global Compliance(Shenzhen)Co., Ltd
Attestation of Global Compliance(Shenzhen)Std & Tech Co., Ltd
Tel: +86-755 2523 4088 E-mail: agc@agccert.com Web: http://www.agccert.com/

EUT :	RAVPower 3 In 1 Wireless Charger	Model Name. :	RP-WC013
Temperature :	21.8°C	Relative Humidity:	58%
Pressure :	1010 hPa	Test Voltage :	DC 9V
Test Mode :	Mode 5	Polarization :	Horizontal



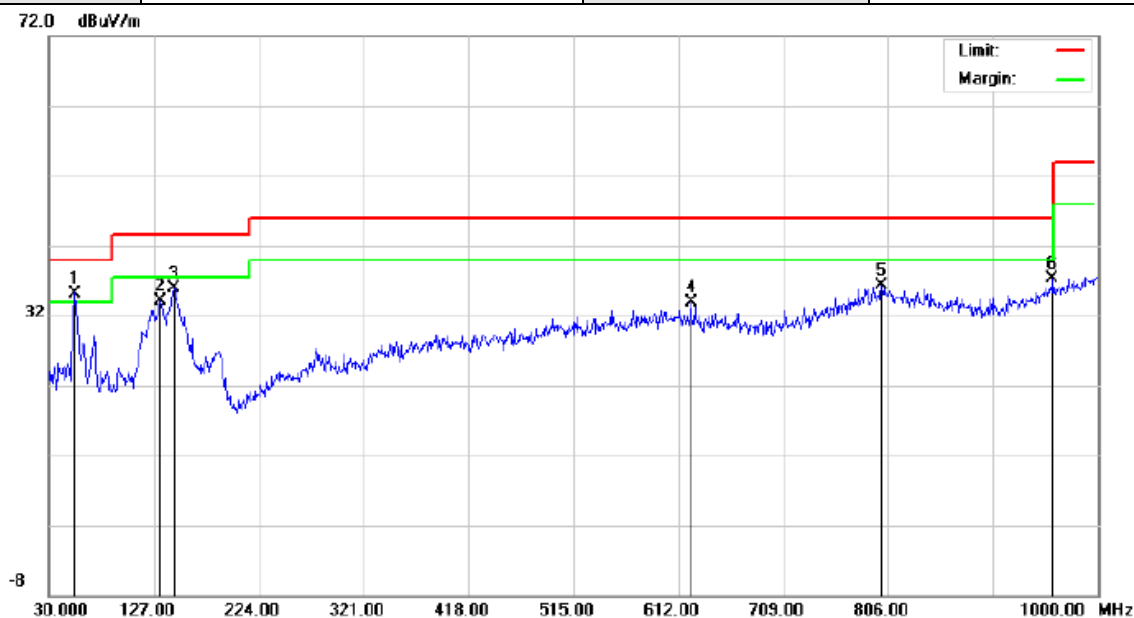
No.	Mk.	Freq. MHz	Reading Level dBuV	Correct Factor dB	Measure- ment dBuV/m	Limit dBuV/m	Over dB	Detector
1	*	54.2500	20.12	14.64	34.76	40.00	-5.24	peak
2		125.0600	11.80	17.02	28.82	43.50	-14.68	peak
3		160.9500	12.32	15.95	28.27	43.50	-15.23	peak
4		331.6700	11.72	16.63	28.35	46.00	-17.65	peak
5		832.1900	7.41	30.83	38.24	46.00	-7.76	peak
6		900.0900	6.96	31.70	38.66	46.00	-7.34	peak

RESULT: PASS

Any report having not been signed by authorized approver, or having been altered without authorization, or having not been stamped by the "Dedicated Testing/Inspection Stamp" is deemed to be invalid. Copying or excerpting portion of, or altering the content of the report is not permitted without the written authorization of AGC. The test results presented in the report apply only to the tested sample. Any objections to report issued by AGC should be submitted to AGC within 15days after the issuance of the test report. Further enquiry of validity or verification of the test report should be addressed to AGC by agc01@agccert.com.

Attestation of Global Compliance(Shenzhen)Co., Ltd
Attestation of Global Compliance(Shenzhen)Std & Tech Co., Ltd
Tel: +86-755 2523 4088 E-mail: agc@agccert.com Web: http://www.agccert.com/

EUT :	RAVPower 3 In 1 Wireless Charger	Model Name. :	RP-WC013
Temperature :	21.8°C	Relative Humidity :	58%
Pressure :	1010 hPa	Test Voltage :	DC 9V
Test Mode :	Mode 5	Polarization :	Vertical



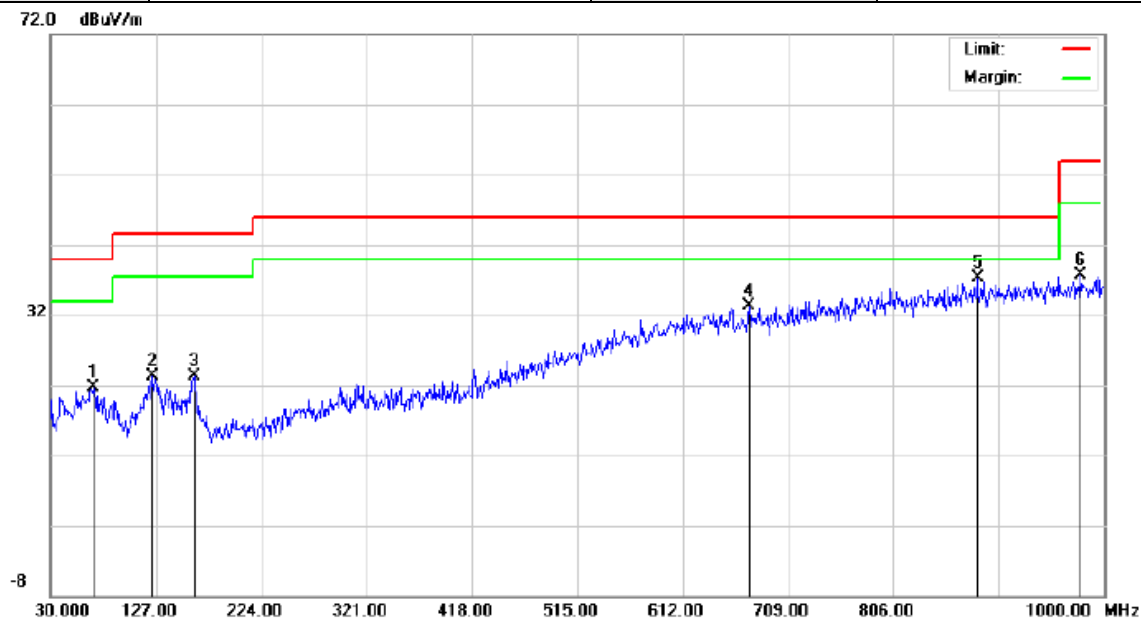
No.	Mk.	Freq.	Reading Level	Correct Factor	Measurement	Limit	Over	
		MHz	dBuV	dB	dBuV/m	dBuV/m	dB	Detector
1	*	53.2800	20.77	14.43	35.20	40.00	-4.80	peak
2		132.8200	15.34	18.78	34.12	43.50	-9.38	peak
3		145.4299	16.60	19.22	35.82	43.50	-7.68	peak
4		623.6400	7.40	26.52	33.92	46.00	-12.08	peak
5		800.1800	5.83	30.41	36.24	46.00	-9.76	peak
6		958.2900	6.76	30.53	37.29	46.00	-8.71	peak

RESULT: PASS

Any report having not been signed by authorized approver, or having been altered without authorization, or having not been stamped by the "Dedicated Testing/Inspection Stamp" is deemed to be invalid. Copying or excerpting portion of, or altering the content of the report is not permitted without the written authorization of AGC. The test results presented in the report apply only to the tested sample. Any objections to report issued by AGC should be submitted to AGC within 15days after the issuance of the test report. Further enquiry of validity or verification of the test report should be addressed to AGC by agc01@agccert.com.

Attestation of Global Compliance(Shenzhen)Co., Ltd
Attestation of Global Compliance(Shenzhen)Std & Tech Co., Ltd
Tel: +86-755 2523 4088 E-mail: agc@agccert.com Web: http://www.agccert.com/

EUT :	RAVPower 3 In 1 Wireless Charger	Model Name. :	RP-WC013
Temperature :	21.8°C	Relative Humidity:	58%
Pressure :	1010 hPa	Test Voltage :	DC 9V
Test Mode :	Mode 6	Polarization :	Horizontal



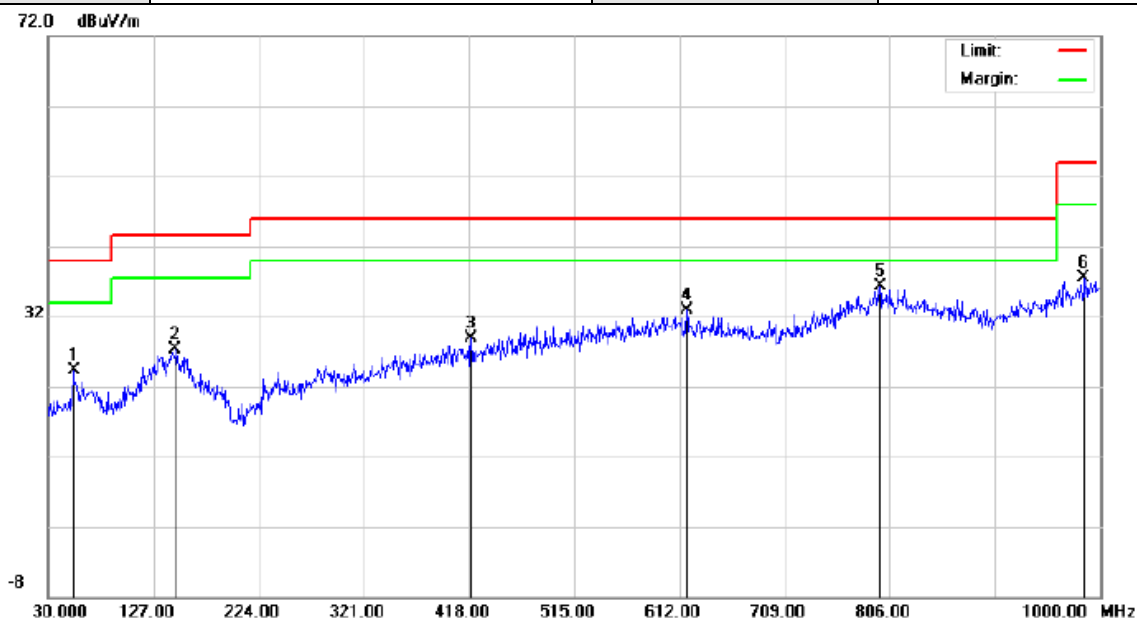
No.	Mk.	Freq.	Reading	Correct	Measure-	Limit	Over	
		MHz	Level	Factor	ment			Detector
			dBuV	dB	dBuV/m	dBuV/m	dB	
1		68.8000	4.81	16.96	21.77	40.00	-18.23	peak
2		124.0900	6.01	17.21	23.22	43.50	-20.28	peak
3		161.9200	7.58	15.70	23.28	43.50	-20.22	peak
4		673.1100	5.39	27.83	33.22	46.00	-12.78	peak
5	*	883.6000	5.84	31.49	37.33	46.00	-8.67	peak
6		978.6600	5.33	32.38	37.71	54.00	-16.29	peak

RESULT: PASS

Any report having not been signed by authorized approver, or having been altered without authorization, or having not been stamped by the "Dedicated Testing/Inspection Stamp" is deemed to be invalid. Copying or excerpting portion of, or altering the content of the report is not permitted without the written authorization of AGC. The test results presented in the report apply only to the tested sample. Any objections to report issued by AGC should be submitted to AGC within 15days after the issuance of the test report. Further enquiry of validity or verification of the test report should be addressed to AGC by agc01@agccert.com.

Attestation of Global Compliance(Shenzhen)Co., Ltd
Attestation of Global Compliance(Shenzhen)Std & Tech Co., Ltd
Tel: +86-755 2523 4088 E-mail: agc@agccert.com Web: http://www.agccert.com/

EUT :	RAVPower 3 In 1 Wireless Charger	Model Name. :	RP-WC013
Temperature :	21.8°C	Relative Humidity :	58%
Pressure :	1010 hPa	Test Voltage :	DC 9V
Test Mode :	Mode 6	Polarization :	Vertical



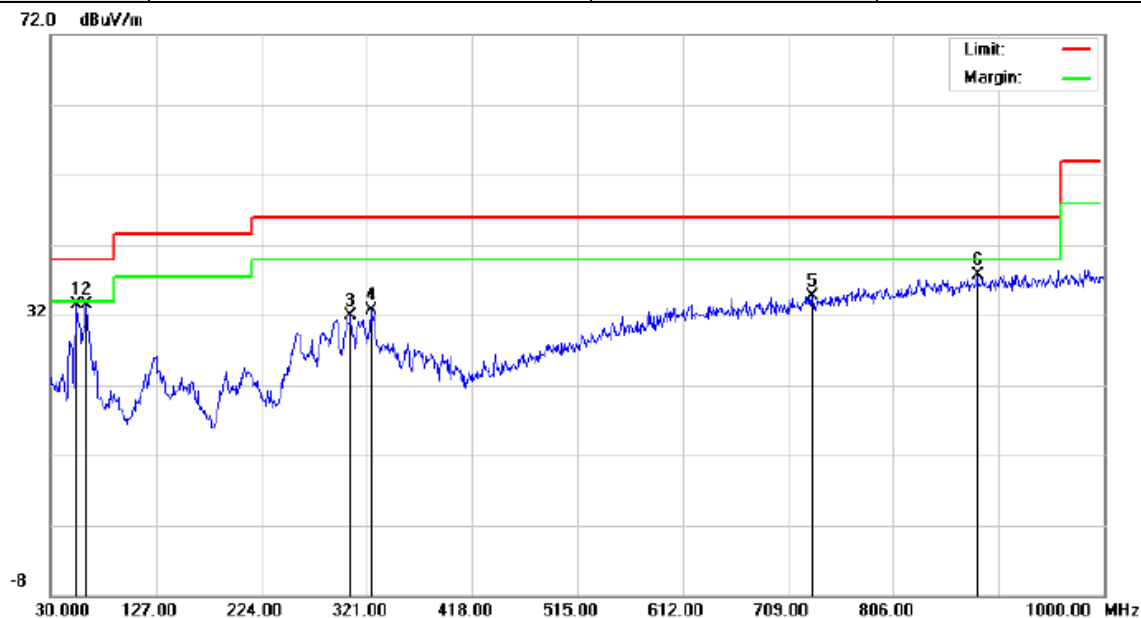
No.	Mk.	Freq. MHz	Reading Level dBuV	Correct Factor dB	Measure- ment dBuV/m	Limit dBuV/m	Over dB	Detector
1		53.2800	9.80	14.43	24.23	40.00	-15.77	peak
2		147.3700	8.15	19.22	27.37	43.50	-16.13	peak
3		419.9400	5.58	23.38	28.96	46.00	-17.04	peak
4		618.7900	6.37	26.61	32.98	46.00	-13.02	peak
5	*	797.2700	6.00	30.27	36.27	46.00	-9.73	peak
6		985.4500	5.67	31.85	37.52	54.00	-16.48	peak

RESULT: PASS

Any report having not been signed by authorized approver, or having been altered without authorization, or having not been stamped by the "Dedicated Testing/Inspection Stamp" is deemed to be invalid. Copying or excerpting portion of, or altering the content of the report is not permitted without the written authorization of AGC. The test results presented in the report apply only to the tested sample. Any objections to report issued by AGC should be submitted to AGC within 15days after the issuance of the test report. Further enquiry of validity or verification of the test report should be addressed to AGC by agc01@agccert.com.

Attestation of Global Compliance(Shenzhen)Co., Ltd
Attestation of Global Compliance(Shenzhen)Std & Tech Co., Ltd
Tel: +86-755 2523 4088 E-mail: agc@agccert.com Web: http://www.agccert.com/

EUT :	RAVPower 3 In 1 Wireless Charger	Model Name. :	RP-WC013
Temperature :	21.8°C	Relative Humidity:	58%
Pressure :	1010 hPa	Test Voltage :	DC 9V
Test Mode :	Mode 7	Polarization :	Horizontal



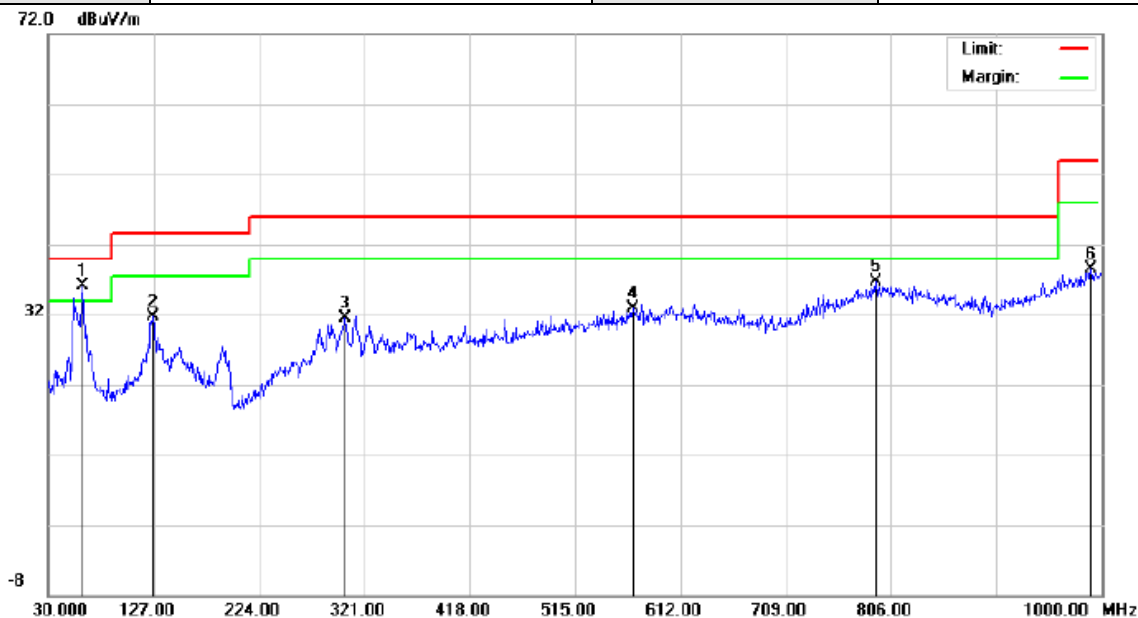
No.	Mk.	Freq. MHz	Reading Level dBuV	Correct Factor dB	Measure- ment dBuV/m	Limit dBuV/m	Over dB	Detector
1	*	54.2500	18.81	14.64	33.45	40.00	-6.55	peak
2		62.9800	17.18	16.24	33.42	40.00	-6.58	peak
3		306.4500	15.32	16.50	31.82	46.00	-14.18	peak
4		324.8800	16.05	16.60	32.65	46.00	-13.35	peak
5		731.3100	5.79	28.86	34.65	46.00	-11.35	peak
6		883.6000	6.21	31.49	37.70	46.00	-8.30	peak

RESULT: PASS

Any report having not been signed by authorized approver, or having been altered without authorization, or having not been stamped by the "Dedicated Testing/Inspection Stamp" is deemed to be invalid. Copying or excerpting portion of, or altering the content of the report is not permitted without the written authorization of AGC. The test results presented in the report apply only to the tested sample. Any objections to report issued by AGC should be submitted to AGC within 15days after the issuance of the test report. Further enquiry of validity or verification of the test report should be addressed to AGC by agc01@agccert.com.

Attestation of Global Compliance(Shenzhen)Co., Ltd
Attestation of Global Compliance(Shenzhen)Std & Tech Co., Ltd
Tel: +86-755 2523 4088 E-mail: agc@agccert.com Web: http://www.agccert.com/

EUT :	RAVPower 3 In 1 Wireless Charger	Model Name. :	RP-WC013
Temperature :	21.8°C	Relative Humidity :	58%
Pressure :	1010 hPa	Test Voltage :	DC 9V
Test Mode :	Mode 7	Polarization :	Vertical



No.	Mk.	Freq. MHz	Reading Level dBuV	Correct Factor dB	Measure- ment dBuV/m	Limit dBuV/m	Over dB	Detector
1	*	61.0400	20.18	16.00	36.18	40.00	-3.82	peak
2		126.0300	13.37	18.35	31.72	43.50	-11.78	peak
3		303.5400	11.91	19.59	31.50	46.00	-14.50	peak
4		568.3500	6.53	26.33	32.86	46.00	-13.14	peak
5		792.4200	6.76	30.01	36.77	46.00	-9.23	peak
6		990.3000	6.33	32.09	38.42	54.00	-15.58	peak

RESULT: PASS

Any report having not been signed by authorized approver, or having been altered without authorization, or having not been stamped by the "Dedicated Testing/Inspection Stamp" is deemed to be invalid. Copying or excerpting portion of, or altering the content of the report is not permitted without the written authorization of AGC. The test results presented in the report apply only to the tested sample. Any objections to report issued by AGC should be submitted to AGC within 15days after the issuance of the test report. Further enquiry of validity or verification of the test report should be addressed to AGC by agc01@agccert.com.

Attestation of Global Compliance(Shenzhen)Co., Ltd
Attestation of Global Compliance(Shenzhen)Std & Tech Co., Ltd
Tel: +86-755 2523 4088 E-mail: agc@agccert.com Web: http://www.agccert.com/

EUT :	RAVPower 3 In 1 Wireless Charger	Model Name. :	RP-WC013
Temperature :	21.8°C	Relative Humidity:	58%
Pressure :	1010 hPa	Test Voltage :	DC 9V
Test Mode :	Mode 8	Polarization :	Horizontal



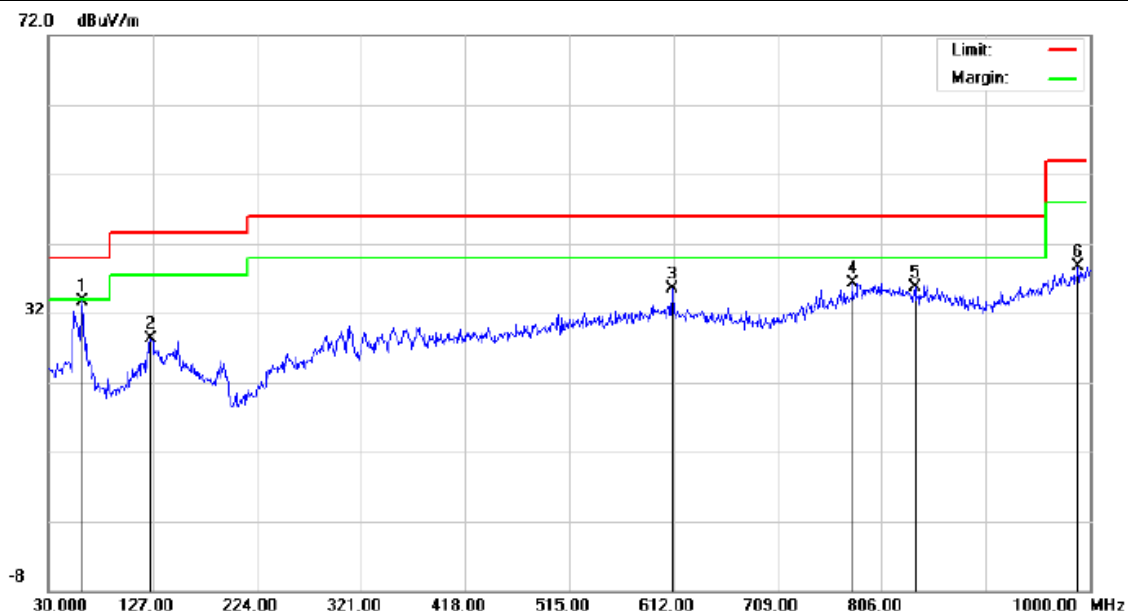
No.	Mk.	Freq. MHz	Reading Level dBuV	Correct Factor dB	Measure- ment dBuV/m	Limit dBuV/m	Over dB	Detector
1		54.2500	18.25	14.64	32.89	40.00	-7.11	peak
2		62.9800	16.57	16.24	32.81	40.00	-7.19	peak
3		125.0600	10.46	17.02	27.48	43.50	-16.02	peak
4		191.9900	15.71	12.29	28.00	43.50	-15.50	peak
5		310.3299	14.58	16.52	31.10	46.00	-14.90	peak
6	*	913.6700	8.12	31.82	39.94	46.00	-6.06	peak

RESULT: PASS

Any report having not been signed by authorized approver, or having been altered without authorization, or having not been stamped by the "Dedicated Testing/Inspection Stamp" is deemed to be invalid. Copying or excerpting portion of, or altering the content of the report is not permitted without the written authorization of AGC. The test results presented in the report apply only to the tested sample. Any objections to report issued by AGC should be submitted to AGC within 15days after the issuance of the test report. Further enquiry of validity or verification of the test report should be addressed to AGC by agc01@agccert.com.

Attestation of Global Compliance(Shenzhen)Co., Ltd
Attestation of Global Compliance(Shenzhen)Std & Tech Co., Ltd
Tel: +86-755 2523 4088 E-mail: agc@agccert.com Web: http://www.agccert.com/

EUT :	RAVPower 3 In 1 Wireless Charger	Model Name. :	RP-WC013
Temperature :	21.8°C	Relative Humidity :	58%
Pressure :	1010 hPa	Test Voltage :	DC 9V
Test Mode :	Mode 8	Polarization :	Vertical



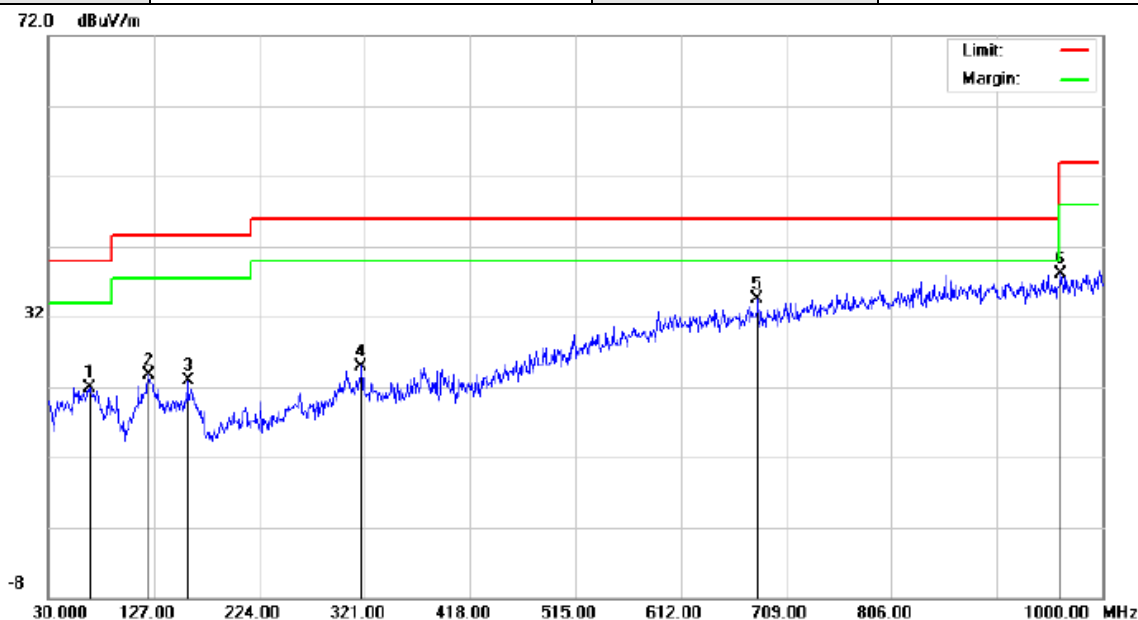
No.	Mk.	Freq.	Reading	Correct	Measure-	Limit	Over	
		MHz	Level	Factor	ment			Detector
			dBuV	dB	dBuV/m	dBuV/m	dB	
1	*	61.0400	17.80	16.00	33.80	40.00	-6.20	peak
2		125.0600	9.92	18.29	28.21	43.50	-15.29	peak
3		611.0300	8.69	26.75	35.44	46.00	-10.56	peak
4		778.8400	7.01	29.30	36.31	46.00	-9.69	peak
5		837.0400	6.23	29.41	35.64	46.00	-10.36	peak
6		989.3300	6.60	32.04	38.64	54.00	-15.36	peak

RESULT: PASS

Any report having not been signed by authorized approver, or having been altered without authorization, or having not been stamped by the "Dedicated Testing/Inspection Stamp" is deemed to be invalid. Copying or excerpting portion of, or altering the content of the report is not permitted without the written authorization of AGC. The test results presented in the report apply only to the tested sample. Any objections to report issued by AGC should be submitted to AGC within 15days after the issuance of the test report. Further enquiry of validity or verification of the test report should be addressed to AGC by agc01@agccert.com.

Attestation of Global Compliance(Shenzhen)Co., Ltd
Attestation of Global Compliance(Shenzhen)Std & Tech Co., Ltd
Tel: +86-755 2523 4088 E-mail: agc@agccert.com Web: http://www.agccert.com/

EUT :	RAVPower 3 In 1 Wireless Charger	Model Name. :	RP-WC013
Temperature :	21.8°C	Relative Humidity:	58%
Pressure :	1010 hPa	Test Voltage :	DC 9V
Test Mode :	Mode 9	Polarization :	Horizontal



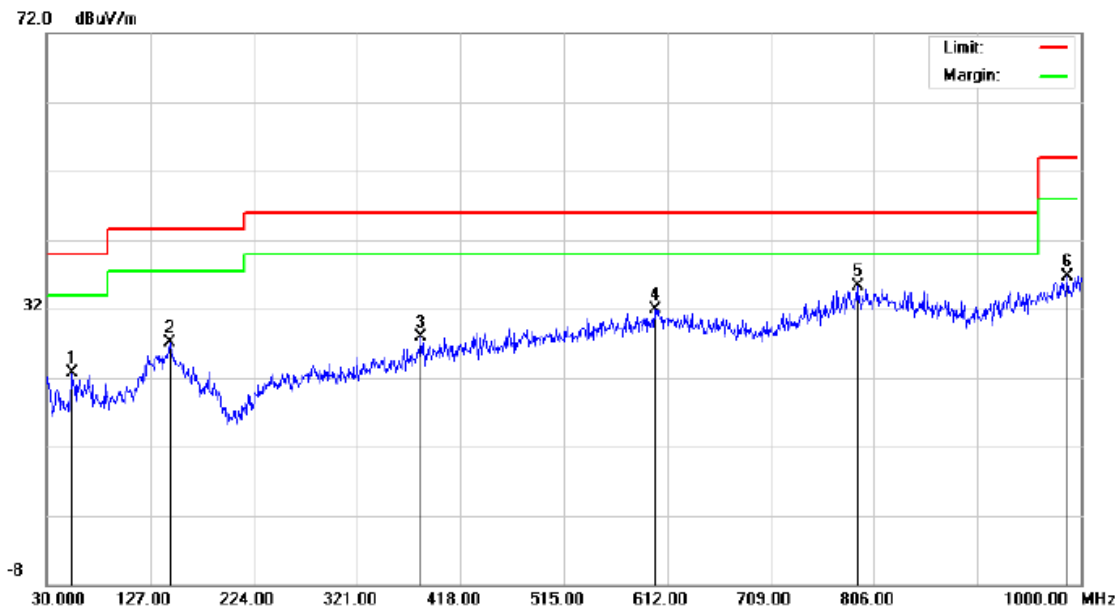
No.	Mk.	Freq. MHz	Reading Level dBuV	Correct Factor dB	Measure- ment dBuV/m	Limit dBuV/m	Over dB	Detector
1		67.8300	5.13	16.84	21.97	40.00	-18.03	peak
2		122.1500	6.17	17.57	23.74	43.50	-19.76	peak
3		158.0399	6.88	16.00	22.88	43.50	-20.62	peak
4		318.0900	8.44	16.56	25.00	46.00	-21.00	peak
5	*	682.8100	6.54	27.94	34.48	46.00	-11.52	peak
6		961.2000	5.88	32.23	38.11	54.00	-15.89	peak

RESULT: PASS

Any report having not been signed by authorized approver, or having been altered without authorization, or having not been stamped by the "Dedicated Testing/Inspection Stamp" is deemed to be invalid. Copying or excerpting portion of, or altering the content of the report is not permitted without the written authorization of AGC. The test results presented in the report apply only to the tested sample. Any objections to report issued by AGC should be submitted to AGC within 15days after the issuance of the test report. Further enquiry of validity or verification of the test report should be addressed to AGC by agc01@agccert.com.

Attestation of Global Compliance(Shenzhen)Co., Ltd
Attestation of Global Compliance(Shenzhen)Std & Tech Co., Ltd
Tel: +86-755 2523 4088 E-mail: agc@agccert.com Web: http://www.agccert.com/

EUT :	RAVPower 3 In 1 Wireless Charger	Model Name. :	RP-WC013
Temperature :	21.8°C	Relative Humidity :	58%
Pressure :	1010 hPa	Test Voltage :	DC 9V
Test Mode :	Mode 9	Polarization :	Vertical



No.	Mk.	Freq. MHz	Reading Level dBuV	Correct Factor dB	Measure- ment dBuV/m	Limit dBuV/m	Over dB	Detector
1		53.2800	8.28	14.43	22.71	40.00	-17.29	peak
2		145.4299	7.81	19.22	27.03	43.50	-16.47	peak
3		381.1400	5.60	22.32	27.92	46.00	-18.08	peak
4		600.3600	4.89	26.94	31.83	46.00	-14.17	peak
5	*	790.4800	5.46	29.91	35.37	46.00	-10.63	peak
6		987.3900	4.80	31.95	36.75	54.00	-17.25	peak

RESULT: PASS

Note:

Factor=Antenna Factor + Cable loss, Margin=Result-Limit.

The "Factor" value can be calculated automatically by software of measurement system.

Any report having not been signed by authorized approver, or having been altered without authorization, or having not been stamped by the "Dedicated Testing/Inspection Stamp" is deemed to be invalid. Copying or excerpting portion of, or altering the content of the report is not permitted without the written authorization of AGC. The test results presented in the report apply only to the tested sample. Any objections to report issued by AGC should be submitted to AGC within 15days after the issuance of the test report. Further enquiry of validity or verification of the test report should be addressed to AGC by agc01@agccert.com.

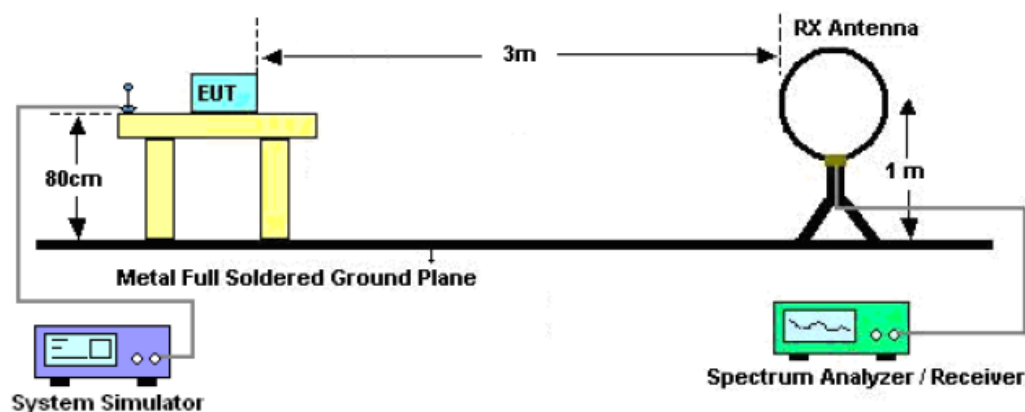
Attestation of Global Compliance(Shenzhen)Co., Ltd
Attestation of Global Compliance(Shenzhen)Std & Tech Co., Ltd
Tel: +86-755 2523 4088 E-mail: agc@agccert.com Web: http://www.agccert.com/

8. 20DB BANDWIDTH

8.1. MEASUREMENT PROCEDURE

1. The EUT was placed on the top of the turntable 0.8 meter above ground. The phase center of the receiving antenna mounted on the top of a height-variable antenna tower was placed 3 meters far away from the turntable.
2. Set the EUT Work on operation frequency.
3. Set Span = approximately 2 to 5 times the 20 dB bandwidth, centered on a channel
The nominal IF filter bandwidth (3 dB RBW) shall be in the range of 1% to 5% of the OBW and video bandwidth (VBW) shall be approximately three times RBW; Sweep = auto; Detector function = peak
4. Set SPA Trace 1 Max hold, then View.

8.2. TEST SET-UP (BLOCK DIAGRAM OF CONFIGURATION)



Any report having not been signed by authorized approver, or having been altered without authorization, or having not been stamped by the "Dedicated Testing/Inspection Stamp" is deemed to be invalid. Copying or excerpting portion of, or altering the content of the report is not permitted without the written authorization of AGC. The test results presented in the report apply only to the tested sample. Any objections to report issued by AGC should be submitted to AGC within 15days after the issuance of the test report. Further enquiry of validity or verification of the test report should be addressed to AGC by agc01@agccert.com.

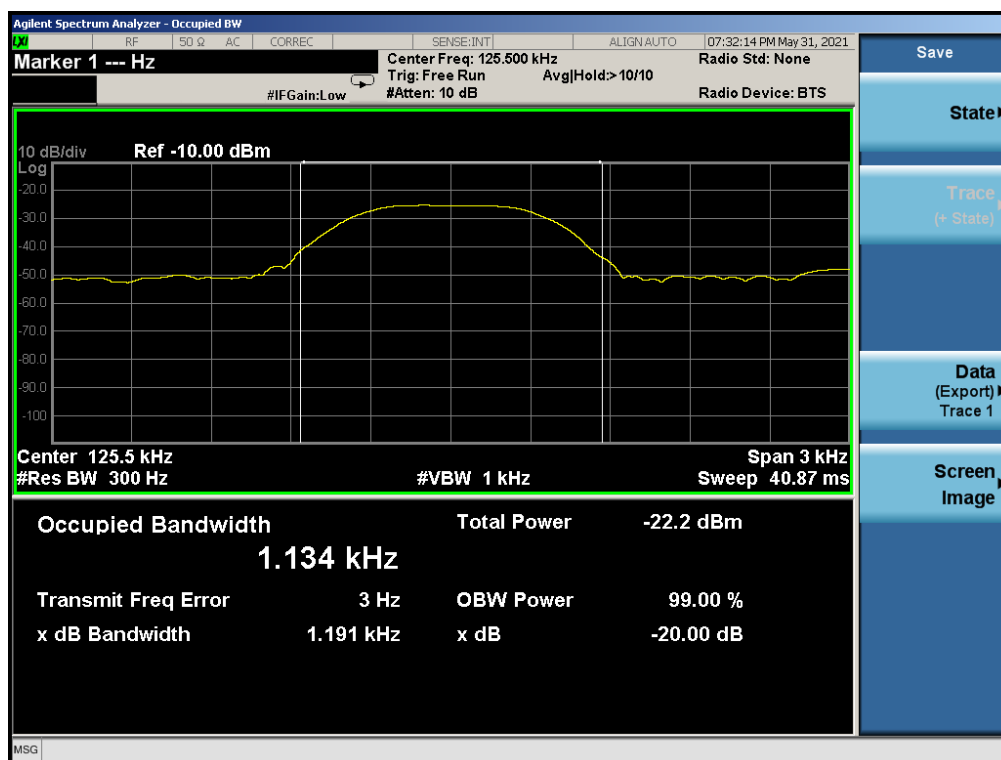
Attestation of Global Compliance(Shenzhen)Co., Ltd
Attestation of Global Compliance(Shenzhen)Std & Tech Co., Ltd
Tel: +86-755 2523 4088 E-mail: agc@agccert.com Web: <http://www.agccert.com/>

8.3. MEASUREMENT RESULTS

TEST ITEM	20DB BANDWIDTH
TEST MODULATION	FSK

Test Data (Hz)		Criteria
Operate Channel	1191	PASS

TEST PLOT OF BANDWIDTH



Any report having not been signed by authorized approver, or having been altered without authorization, or having not been stamped by the "Dedicated Testing/Inspection Stamp" is deemed to be invalid. Copying or excerpting portion of, or altering the content of the report is not permitted without the written authorization of AGC. The test results presented in the report apply only to the tested sample. Any objections to report issued by AGC should be submitted to AGC within 15days after the issuance of the test report. Further enquiry of validity or verification of the test report should be addressed to AGC by agc01@agccert.com.

Attestation of Global Compliance(Shenzhen)Co., Ltd
Attestation of Global Compliance(Shenzhen)Std & Tech Co., Ltd
Tel: +86-755 2523 4088 E-mail: agc@agccert.com Web: http://www.agccert.com/

9. FCC LINE CONDUCTED EMISSION TEST

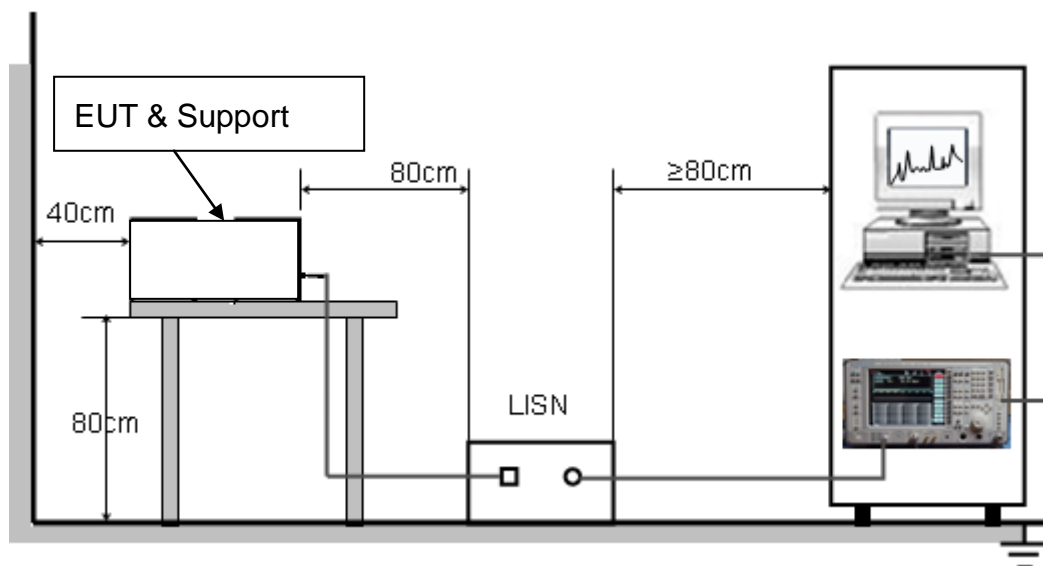
9.1. LIMITS OF LINE CONDUCTED EMISSION TEST

Frequency	Maximum RF Line Voltage	
	Q.P.(dBuV)	Average(dBuV)
150kHz~500kHz	66-56	56-46
500kHz~5MHz	56	46
5MHz~30MHz	60	50

Note:

1. The lower limit shall apply at the transition frequency.
2. The limit decreases linearly with the logarithm of the frequency in the range 0.15 MHz to 0.50MHz.

9.2. BLOCK DIAGRAM OF LINE CONDUCTED EMISSION TEST



Any report having not been signed by authorized approver, or having been altered without authorization, or having not been stamped by the "Dedicated Testing/Inspection Stamp" is deemed to be invalid. Copying or excerpting portion of, or altering the content of the report is not permitted without the written authorization of AGC. The test results presented in the report apply only to the tested sample. Any objections to report issued by AGC should be submitted to AGC within 15days after the issuance of the test report. Further enquiry of validity or verification of the test report should be addressed to AGC by agc01@agccert.com.

Attestation of Global Compliance(Shenzhen)Co., Ltd
Attestation of Global Compliance(Shenzhen)Std & Tech Co., Ltd
Tel: +86-755 2523 4088 E-mail: agc@agccert.com Web: <http://www.agccert.com/>

9.3. PRELIMINARY PROCEDURE OF LINE CONDUCTED EMISSION TEST

1. The equipment was set up as per the test configuration to simulate typical actual usage per the user's manual. When the EUT is a tabletop system, a wooden table with a height of 0.8 meters is used and is placed on the ground plane as per ANSI C63.10 (see Test Facility for the dimensions of the ground plane used). When the EUT is a floor-standing equipment, it is placed on the ground plane which has a 3-12 mm non-conductive covering to insulate the EUT from the ground plane.
2. Support equipment, if needed, was placed as per ANSI C63.10.
3. All I/O cables were positioned to simulate typical actual usage as per ANSI C63.10.
4. All support equipments received AC120V/60Hz power from a LISN, if any.
5. The EUT received charging voltage by adapter which received 120V/60Hz power by a LISN..
6. The test program was started. Emissions were measured on each current carrying line of the EUT using a spectrum Analyzer / Receiver connected to the LISN powering the EUT. The LISN has two monitoring points: Line 1 (Hot Side) and Line 2 (Neutral Side). Two scans were taken: one with Line 1 connected to Analyzer / Receiver and Line 2 connected to a 50 ohm load; the second scan had Line 1 connected to a 50 ohm load and Line 2 connected to the Analyzer / Receiver.
7. Analyzer / Receiver scanned from 150 kHz to 30MHz for emissions in each of the test modes.
8. During the above scans, the emissions were maximized by cable manipulation.
9. The test mode(s) were scanned during the preliminary test.

Then, the EUT configuration and cable configuration of the above highest emission level were recorded for reference of final testing.

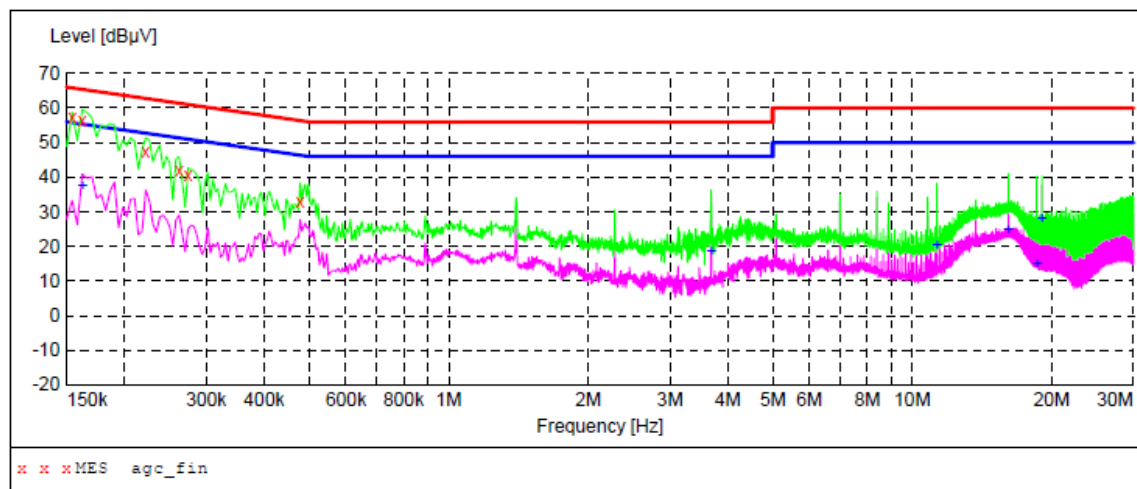
9.4. FINAL PROCEDURE OF LINE CONDUCTED EMISSION TEST

1. EUT and support equipment was set up on the test bench as per step 2 of the preliminary test.
2. A scan was taken on both power lines, Line 1 and Line 2, recording at least the six highest emissions. Emission frequency and amplitude were recorded into a computer in which correction factors were used to calculate the emission level and compare reading to the applicable limit. If EUT emission level was less -2dB to the A.V. limit in Peak mode, then the emission signal was re-checked using Q.P and Average detector.
3. The test data of the worst case condition(s) was reported on the Summary Data page.

9.5. TEST RESULT OF LINE CONDUCTED EMISSION TEST

Mode 1

LINE CONDUCTED EMISSION TEST-L



MEASUREMENT RESULT: "agc_fin"

2021/5/28 11:11

Frequency MHz	Level dBμV	Transd dB	Limit dBμV	Margin dB	Detector	Line
0.154000	57.30	12.4	66	8.5	QP	L1
0.162000	56.40	12.4	65	9.0	QP	L1
0.222000	47.40	12.4	63	15.3	QP	L1
0.262000	42.10	12.4	61	19.3	QP	L1
0.274000	40.50	12.4	61	20.5	QP	L1
0.478000	32.90	12.4	56	23.5	QP	L1

MEASUREMENT RESULT: "agc_fin2"

2021/5/28 11:11

Frequency MHz	Level dBμV	Transd dB	Limit dBμV	Margin dB	Detector	Line
0.162000	37.30	12.4	55	18.1	AV	L1
3.682000	18.30	12.5	46	27.7	AV	L1
11.302000	20.10	13.3	50	29.9	AV	L1
16.126000	24.70	14.4	50	25.3	AV	L1
18.542000	15.10	14.7	50	34.9	AV	L1
19.046000	27.90	14.7	50	22.1	AV	L1

RESULT: PASS

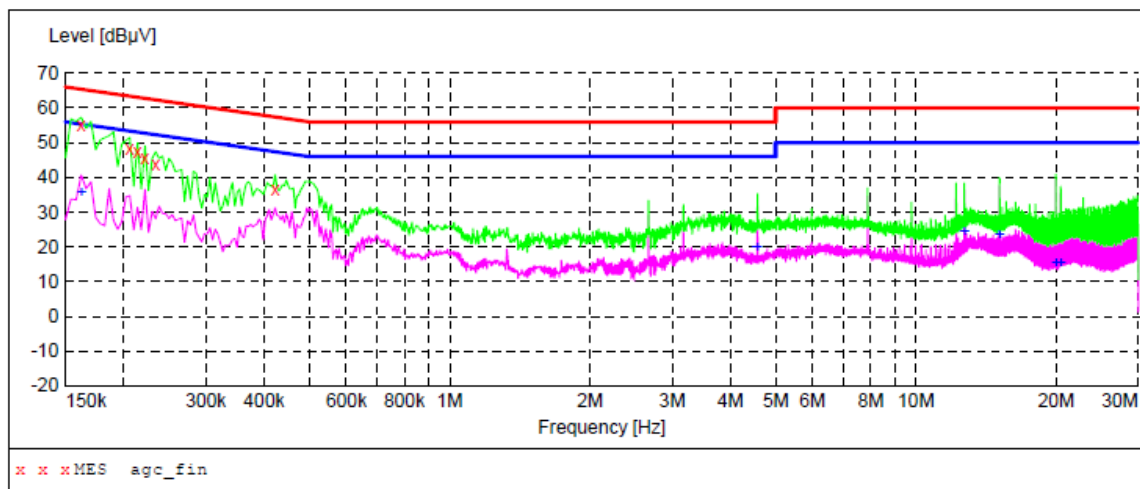
Any report having not been signed by authorized approver, or having been altered without authorization, or having not been stamped by the "Dedicated Testing/Inspection Stamp" is deemed to be invalid. Copying or excerpting portion of, or altering the content of the report is not permitted without the written authorization of AGC. The test results presented in the report apply only to the tested sample. Any objections to report issued by AGC should be submitted to AGC within 15days after the issuance of the test report. Further enquiry of validity or verification of the test report should be addressed to AGC by agc01@agccert.com.

Attestation of Global Compliance(Shenzhen)Co., Ltd

Attestation of Global Compliance(Shenzhen)Std & Tech Co., Ltd

Tel: +86-755 2523 4088 E-mail: agc@agccert.com Web: http://www.agccert.com/

LINE CONDUCTED EMISSION TEST-N



MEASUREMENT RESULT: "agc_fin"

2021/5/28 11:20

Frequency MHz	Level dBμV	Transd dB	Limit dBμV	Margin dB	Detector	Line
0.162000	55.00	12.4	65	10.4	QP	N
0.206000	48.40	12.4	63	15.0	QP	N
0.214000	47.20	12.4	63	15.8	QP	N
0.222000	45.60	12.4	63	17.1	QP	N
0.234000	44.00	12.4	62	18.3	QP	N
0.422000	36.50	12.4	57	20.9	QP	N

MEASUREMENT RESULT: "agc_fin2"

2021/5/28 11:20

Frequency MHz	Level dBμV	Transd dB	Limit dBμV	Margin dB	Detector	Line
0.162000	35.80	12.4	55	19.6	AV	N
4.570000	19.70	12.6	46	26.3	AV	N
12.698000	24.30	13.7	50	25.7	AV	N
15.110000	23.30	14.3	50	26.7	AV	N
19.938000	15.30	14.8	50	34.7	AV	N
20.446000	15.40	14.8	50	34.6	AV	N

RESULT: PASS

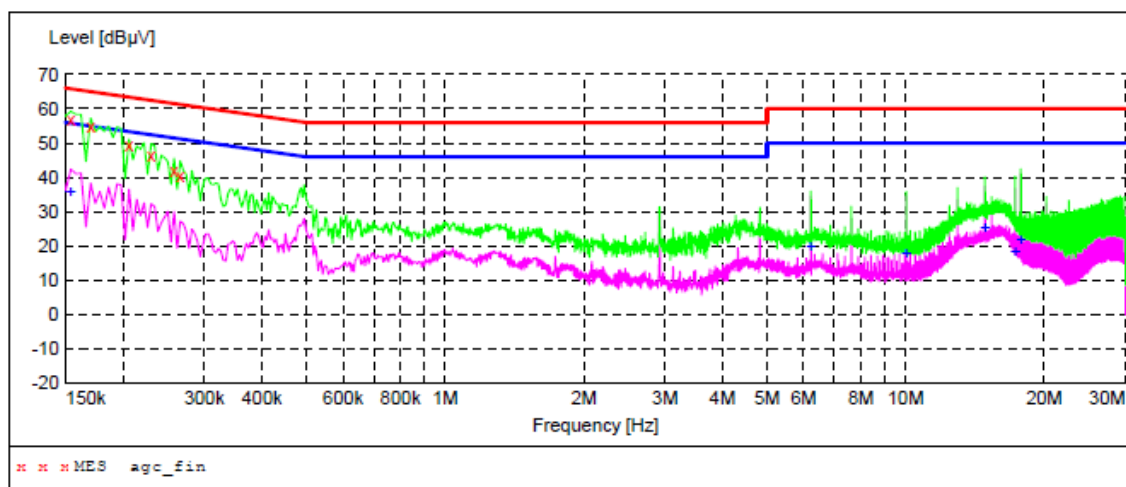
Any report having not been signed by authorized approver, or having been altered without authorization, or having not been stamped by the "Dedicated Testing/Inspection Stamp" is deemed to be invalid. Copying or excerpting portion of, or altering the content of the report is not permitted without the written authorization of AGC. The test results presented in the report apply only to the tested sample. Any objections to report issued by AGC should be submitted to AGC within 15days after the issuance of the test report. Further enquiry of validity or verification of the test report should be addressed to AGC by agc01@agccert.com.

Attestation of Global Compliance(Shenzhen)Co., Ltd

Attestation of Global Compliance(Shenzhen)Std & Tech Co., Ltd

Tel: +86-755 2523 4088 E-mail: agc@agccert.com Web: http://www.agccert.com/

Mode 2
LINE CONDUCTED EMISSION TEST-L



MEASUREMENT RESULT: "agc_fin"

2021/5/28 11:14

Frequency MHz	Level dBμV	Transd dB	Limit dBμV	Margin dB	Detector	Line
0.154000	56.70	12.4	66	9.1	QP	L1
0.170000	54.70	12.4	65	10.3	QP	L1
0.206000	49.60	12.4	63	13.8	QP	L1
0.230000	46.40	12.4	62	16.0	QP	L1
0.258000	42.00	12.4	62	19.5	QP	L1
0.266000	40.50	12.4	61	20.7	QP	L1

MEASUREMENT RESULT: "agc_fin2"

2021/5/28 11:14

Frequency MHz	Level dBμV	Transd dB	Limit dBμV	Margin dB	Detector	Line
0.154000	36.00	12.4	56	19.8	AV	L1
6.222000	20.00	12.7	50	30.0	AV	L1
10.034000	17.80	12.9	50	32.2	AV	L1
14.858000	25.50	14.3	50	24.5	AV	L1
17.274000	18.70	14.6	50	31.3	AV	L1
17.778000	21.90	14.6	50	28.1	AV	L1

RESULT: PASS

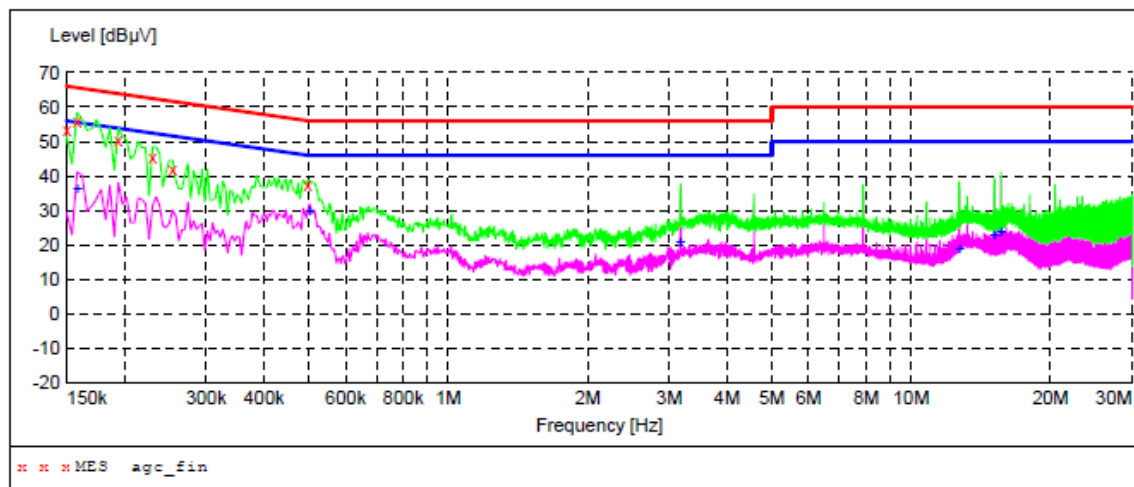
Any report having not been signed by authorized approver, or having been altered without authorization, or having not been stamped by the "Dedicated Testing/Inspection Stamp" is deemed to be invalid. Copying or excerpting portion of, or altering the content of the report is not permitted without the written authorization of AGC. The test results presented in the report apply only to the tested sample. Any objections to report issued by AGC should be submitted to AGC within 15days after the issuance of the test report. Further enquiry of validity or verification of the test report should be addressed to AGC by agc01@agccert.com.

Attestation of Global Compliance(Shenzhen)Co., Ltd

Attestation of Global Compliance(Shenzhen)Std & Tech Co., Ltd

Tel: +86-755 2523 4088 E-mail: agc@agccert.com Web: http://www.agccert.com/

LINE CONDUCTED EMISSION TEST-N



MEASUREMENT RESULT: "agc_fin"

2021/5/28 11:17

Frequency MHz	Level dBμV	Transd dB	Limit dBμV	Margin dB	Detector	Line
0.150000	53.40	12.4	66	12.6	QP	N
0.158000	55.60	12.4	66	10.0	QP	N
0.194000	50.40	12.4	64	13.5	QP	N
0.230000	45.50	12.4	62	16.9	QP	N
0.254000	41.70	12.4	62	19.9	QP	N
0.498000	37.40	12.4	56	18.6	QP	N

MEASUREMENT RESULT: "agc_fin2"

2021/5/28 11:17

Frequency MHz	Level dBμV	Transd dB	Limit dBμV	Margin dB	Detector	Line
0.158000	36.50	12.4	56	19.1	AV	N
0.502000	30.20	12.4	46	15.8	AV	N
3.174000	20.90	12.5	46	25.1	AV	N
12.698000	19.10	13.7	50	30.9	AV	N
15.114000	22.90	14.3	50	27.1	AV	N
15.622000	24.00	14.4	50	26.0	AV	N

RESULT: PASS

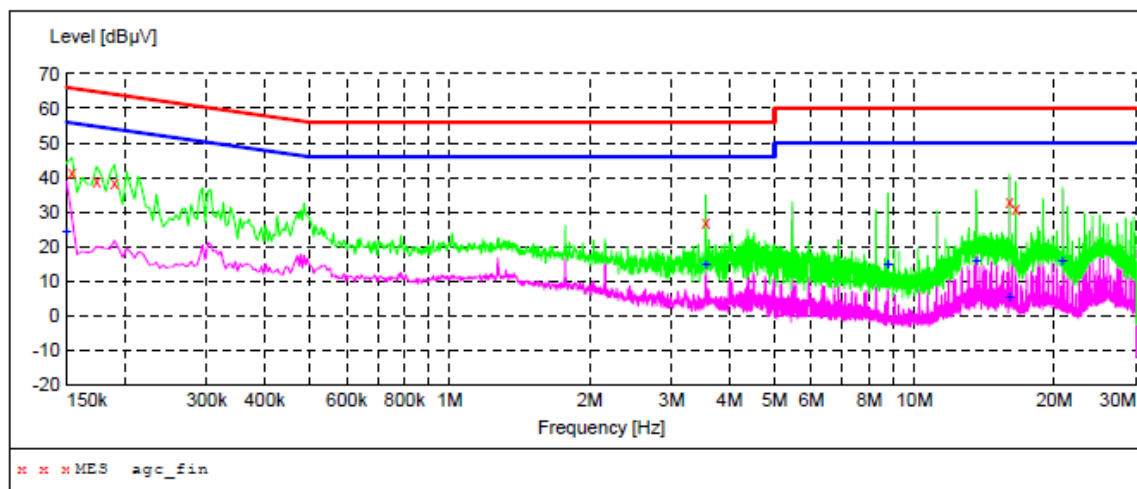
Any report having not been signed by authorized approver, or having been altered without authorization, or having not been stamped by the "Dedicated Testing/Inspection Stamp" is deemed to be invalid. Copying or excerpting portion of, or altering the content of the report is not permitted without the written authorization of AGC. The test results presented in the report apply only to the tested sample. Any objections to report issued by AGC should be submitted to AGC within 15days after the issuance of the test report. Further enquiry of validity or verification of the test report should be addressed to AGC by agc01@agccert.com.

Attestation of Global Compliance(Shenzhen)Co., Ltd

Attestation of Global Compliance(Shenzhen)Std & Tech Co., Ltd

Tel: +86-755 2523 4088 E-mail: agc@agccert.com Web: http://www.agccert.com/

Mode 3
LINE CONDUCTED EMISSION TEST-L



MEASUREMENT RESULT: "agc_fin"

2021/5/28 11:27

Frequency MHz	Level dBμV	Transd dB	Limit dBμV	Margin dB	Detector	Line
0.154000	41.60	12.4	66	24.2	QP	L1
0.174000	38.90	12.4	65	25.9	QP	L1
0.190000	38.20	12.4	64	25.8	QP	L1
3.554000	27.00	12.5	56	29.0	QP	L1
16.002000	32.70	14.4	60	27.3	QP	L1
16.506000	31.10	14.5	60	28.9	QP	L1

MEASUREMENT RESULT: "agc_fin2"

2021/5/28 11:27

Frequency MHz	Level dBμV	Transd dB	Limit dBμV	Margin dB	Detector	Line
0.150000	24.60	12.4	56	31.4	AV	L1
3.558000	14.80	12.5	46	31.2	AV	L1
8.762000	15.20	12.8	50	34.8	AV	L1
13.590000	15.80	14.0	50	34.2	AV	L1
16.002000	5.40	14.4	50	44.6	AV	L1
20.826000	16.20	14.9	50	33.8	AV	L1

RESULT: PASS

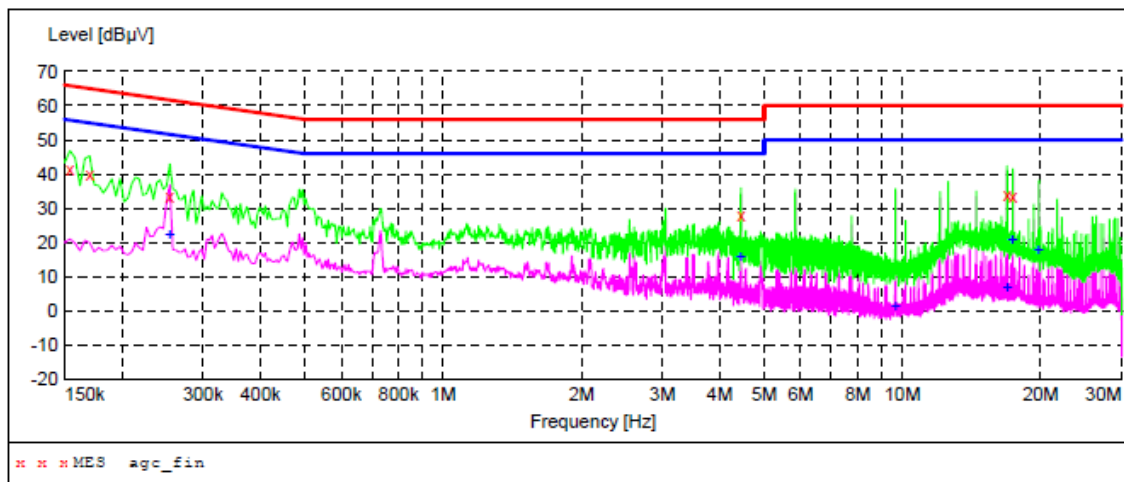
Any report having not been signed by authorized approver, or having been altered without authorization, or having not been stamped by the "Dedicated Testing/Inspection Stamp" is deemed to be invalid. Copying or excerpting portion of, or altering the content of the report is not permitted without the written authorization of AGC. The test results presented in the report apply only to the tested sample. Any objections to report issued by AGC should be submitted to AGC within 15days after the issuance of the test report. Further enquiry of validity or verification of the test report should be addressed to AGC by agc01@agccert.com.

Attestation of Global Compliance(Shenzhen)Co., Ltd

Attestation of Global Compliance(Shenzhen)Std & Tech Co., Ltd

Tel: +86-755 2523 4088 E-mail: agc@agccert.com Web: http://www.agccert.com/

LINE CONDUCTED EMISSION TEST-N



MEASUREMENT RESULT: "agc_fin"

2021/5/28 11:23

Frequency MHz	Level dBμV	Transd dB	Limit dBμV	Margin dB	Detector	Line
0.154000	41.30	12.4	66	24.5	QP	N
0.170000	39.70	12.4	65	25.3	QP	N
0.254000	33.40	12.4	62	28.2	QP	N
4.446000	28.00	12.5	56	28.0	QP	N
16.890000	34.10	14.5	60	25.9	QP	N
17.398000	33.50	14.6	60	26.5	QP	N

MEASUREMENT RESULT: "agc_fin2"

2021/5/28 11:23

Frequency MHz	Level dBμV	Transd dB	Limit dBμV	Margin dB	Detector	Line
0.254000	22.30	12.4	52	29.3	AV	N
4.446000	16.00	12.5	46	30.0	AV	N
9.650000	1.60	12.9	50	48.4	AV	N
16.890000	7.10	14.5	50	42.9	AV	N
17.398000	21.20	14.6	50	28.8	AV	N
19.810000	18.00	14.8	50	32.0	AV	N

RESULT: PASS

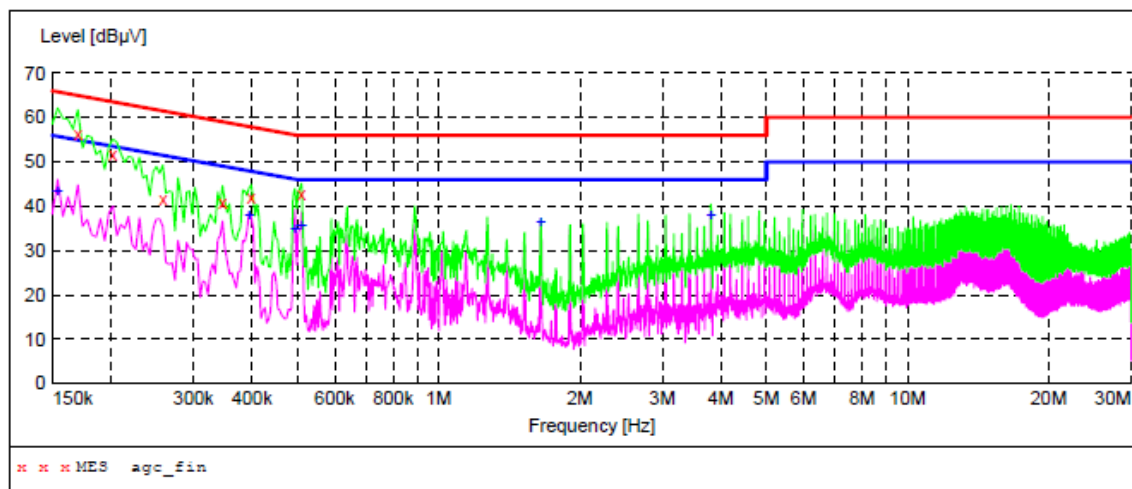
Any report having not been signed by authorized approver, or having been altered without authorization, or having not been stamped by the "Dedicated Testing/Inspection Stamp" is deemed to be invalid. Copying or excerpting portion of, or altering the content of the report is not permitted without the written authorization of AGC. The test results presented in the report apply only to the tested sample. Any objections to report issued by AGC should be submitted to AGC within 15days after the issuance of the test report. Further enquiry of validity or verification of the test report should be addressed to AGC by agc01@agccert.com.

Attestation of Global Compliance(Shenzhen)Co., Ltd

Attestation of Global Compliance(Shenzhen)Std & Tech Co., Ltd

Tel: +86-755 2523 4088 E-mail: agc@agccert.com Web: http://www.agccert.com/

Mode 4
LINE CONDUCTED EMISSION TEST-L



MEASUREMENT RESULT: "agc_fin"

2021/6/7 16:51

Frequency MHz	Level dBμV	Transd dB	Limit dBμV	Margin dB	Detector	Line
0.170000	56.40	12.4	65	8.6	QP	N
0.202000	51.70	12.4	64	11.8	QP	N
0.258000	41.70	12.4	62	19.8	QP	N
0.346000	40.70	12.4	59	18.4	QP	N
0.398000	42.10	12.4	58	15.8	QP	N
0.510000	42.60	12.4	56	13.4	QP	N

MEASUREMENT RESULT: "agc_fin2"

2021/6/7 16:51

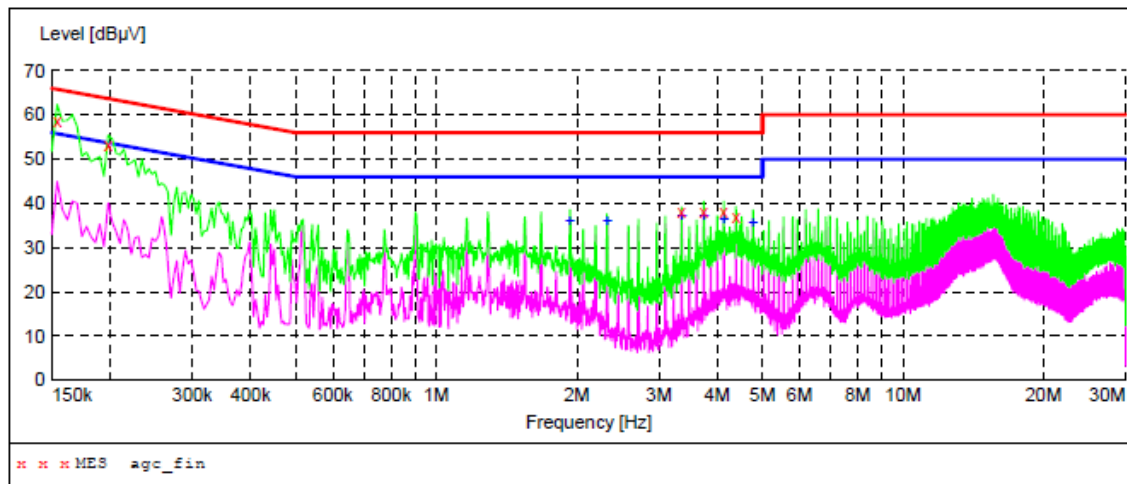
Frequency MHz	Level dBμV	Transd dB	Limit dBμV	Margin dB	Detector	Line
0.154000	43.60	12.4	56	12.2	AV	N
0.394000	38.10	12.4	48	9.9	AV	N
0.494000	34.90	12.4	46	11.2	AV	N
0.510000	35.80	12.4	46	10.2	AV	N
1.650000	36.40	12.5	46	9.6	AV	N
3.810000	38.30	12.5	46	7.7	AV	N

RESULT: PASS

Any report having not been signed by authorized approver, or having been altered without authorization, or having not been stamped by the "Dedicated Testing/Inspection Stamp" is deemed to be invalid. Copying or excerpting portion of, or altering the content of the report is not permitted without the written authorization of AGC. The test results presented in the report apply only to the tested sample. Any objections to report issued by AGC should be submitted to AGC within 15days after the issuance of the test report. Further enquiry of validity or verification of the test report should be addressed to AGC by agc01@agccert.com.

Attestation of Global Compliance(Shenzhen)Co., Ltd
Attestation of Global Compliance(Shenzhen)Std & Tech Co., Ltd
Tel: +86-755 2523 4088 E-mail: agc@agccert.com Web: http://www.agccert.com/

LINE CONDUCTED EMISSION TEST-N



MEASUREMENT RESULT: "agc_fin"

2021/6/7 16:55

Frequency MHz	Level dBμV	Transd dB	Limit dBμV	Margin dB	Detector	Line
0.154000	58.60	12.4	66	7.2	QP	L1
0.198000	53.30	12.4	64	10.4	QP	L1
3.354000	37.90	12.5	56	18.1	QP	L1
3.742000	38.30	12.5	56	17.7	QP	L1
4.130000	38.20	12.5	56	17.8	QP	L1
4.386000	37.00	12.5	56	19.0	QP	L1

MEASUREMENT RESULT: "agc_fin2"

2021/6/7 16:55

Frequency MHz	Level dBμV	Transd dB	Limit dBμV	Margin dB	Detector	Line
1.934000	36.20	12.5	46	9.8	AV	L1
2.322000	36.20	12.5	46	9.8	AV	L1
3.354000	37.30	12.5	46	8.7	AV	L1
3.742000	37.30	12.5	46	8.7	AV	L1
4.130000	36.40	12.5	46	9.6	AV	L1
4.774000	35.70	12.6	46	10.3	AV	L1

RESULT: PASS

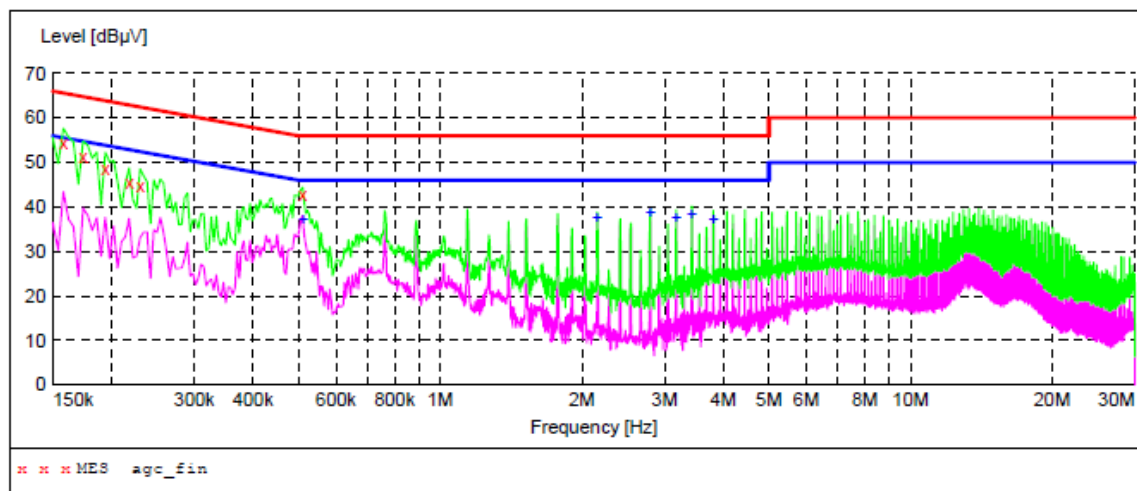
Any report having not been signed by authorized approver, or having been altered without authorization, or having not been stamped by the "Dedicated Testing/Inspection Stamp" is deemed to be invalid. Copying or excerpting portion of, or altering the content of the report is not permitted without the written authorization of AGC. The test results presented in the report apply only to the tested sample. Any objections to report issued by AGC should be submitted to AGC within 15days after the issuance of the test report. Further enquiry of validity or verification of the test report should be addressed to AGC by agc01@agccert.com.

Attestation of Global Compliance(Shenzhen)Co., Ltd

Attestation of Global Compliance(Shenzhen)Std & Tech Co., Ltd

Tel: +86-755 2523 4088 E-mail: agc@agccert.com Web: http://www.agccert.com/

Mode 5 LINE CONDUCTED EMISSION TEST-L



MEASUREMENT RESULT: "agc_fin"

2021/6/9 9:11

Frequency MHz	Level dBμV	Transd dB	Limit dBμV	Margin dB	Detector	Line
0.158000	54.20	12.4	66	11.4	QP	L1
0.174000	51.20	12.4	65	13.6	QP	L1
0.194000	48.60	12.4	64	15.3	QP	L1
0.218000	45.40	12.4	63	17.5	QP	L1
0.230000	44.50	12.4	62	17.9	QP	L1
0.510000	42.80	12.4	56	13.2	QP	L1

MEASUREMENT RESULT: "agc_fin2"

2021/6/9 9:11

Frequency MHz	Level dBμV	Transd dB	Limit dBμV	Margin dB	Detector	Line
0.510000	37.20	12.4	46	8.8	AV	L1
2.158000	37.80	12.5	46	8.2	AV	L1
2.794000	38.70	12.5	46	7.3	AV	L1
3.174000	37.80	12.5	46	8.2	AV	L1
3.430000	38.60	12.5	46	7.4	AV	L1
3.810000	37.30	12.5	46	8.7	AV	L1

RESULT: PASS

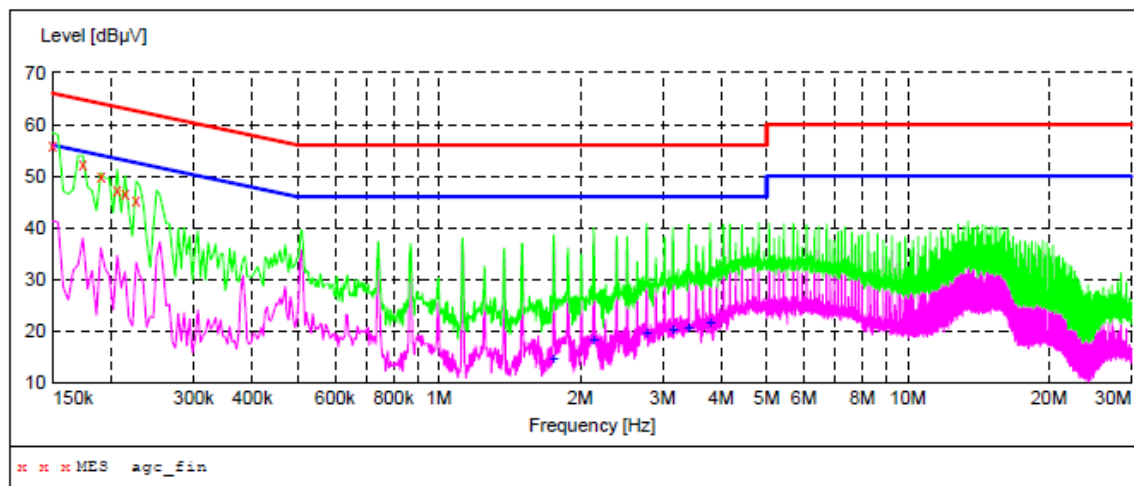
Any report having not been signed by authorized approver, or having been altered without authorization, or having not been stamped by the "Dedicated Testing/Inspection Stamp" is deemed to be invalid. Copying or excerpting portion of, or altering the content of the report is not permitted without the written authorization of AGC. The test results presented in the report apply only to the tested sample. Any objections to report issued by AGC should be submitted to AGC within 15days after the issuance of the test report. Further enquiry of validity or verification of the test report should be addressed to AGC by agc01@agccert.com.

Attestation of Global Compliance(Shenzhen)Co., Ltd

Attestation of Global Compliance(Shenzhen)Std & Tech Co., Ltd

Tel: +86-755 2523 4088 E-mail: agc@agccert.com Web: http://www.agccert.com/

LINE CONDUCTED EMISSION TEST-N



MEASUREMENT RESULT: "agc_fin"

2021/6/9 9:04

Frequency MHz	Level dBμV	Transd dB	Limit dBμV	Margin dB	Detector	Line
0.150000	55.80	12.4	66	10.2	QP	N
0.174000	52.30	12.4	65	12.5	QP	N
0.190000	50.10	12.4	64	13.9	QP	N
0.206000	47.40	12.4	63	16.0	QP	N
0.214000	46.60	12.4	63	16.4	QP	N
0.226000	45.40	12.4	63	17.2	QP	N

MEASUREMENT RESULT: "agc_fin2"

2021/6/9 9:04

Frequency MHz	Level dBμV	Transd dB	Limit dBμV	Margin dB	Detector	Line
1.758000	14.80	12.5	46	31.2	AV	N
2.138000	18.60	12.5	46	27.4	AV	N
2.774000	19.80	12.5	46	26.2	AV	N
3.154000	20.30	12.5	46	25.7	AV	N
3.410000	20.80	12.5	46	25.2	AV	N
3.790000	21.60	12.5	46	24.4	AV	N

RESULT: PASS

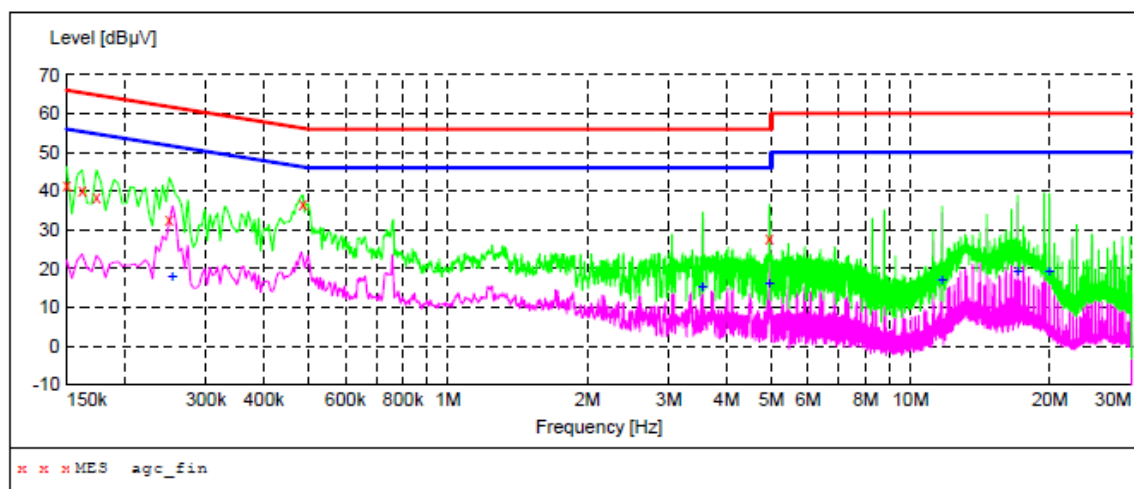
Any report having not been signed by authorized approver, or having been altered without authorization, or having not been stamped by the "Dedicated Testing/Inspection Stamp" is deemed to be invalid. Copying or excerpting portion of, or altering the content of the report is not permitted without the written authorization of AGC. The test results presented in the report apply only to the tested sample. Any objections to report issued by AGC should be submitted to AGC within 15days after the issuance of the test report. Further enquiry of validity or verification of the test report should be addressed to AGC by agc01@agccert.com.

Attestation of Global Compliance(Shenzhen)Co., Ltd

Attestation of Global Compliance(Shenzhen)Std & Tech Co., Ltd

Tel: +86-755 2523 4088 E-mail: agc@agccert.com Web: http://www.agccert.com/

Mode 6 LINE CONDUCTED EMISSION TEST-L



MEASUREMENT RESULT: "agc_fin"

2021/6/9 9:14

Frequency MHz	Level dBμV	Transd dB	Limit dBμV	Margin dB	Detector	Line
0.150000	41.30	12.4	66	24.7	QP	L1
0.162000	40.20	12.4	65	25.2	QP	L1
0.174000	38.20	12.4	65	26.6	QP	L1
0.250000	32.70	12.4	62	29.1	QP	L1
0.486000	36.40	12.4	56	19.8	QP	L1
4.954000	27.80	12.6	56	28.2	QP	L1

MEASUREMENT RESULT: "agc_fin2"

2021/6/9 9:14

Frequency MHz	Level dBμV	Transd dB	Limit dBμV	Margin dB	Detector	Line
0.254000	18.10	12.4	52	33.5	AV	L1
3.554000	15.50	12.5	46	30.5	AV	L1
4.954000	16.20	12.6	46	29.8	AV	L1
11.682000	17.00	13.4	50	33.0	AV	L1
17.018000	19.60	14.5	50	30.4	AV	L1
19.938000	19.40	14.8	50	30.6	AV	L1

RESULT: PASS

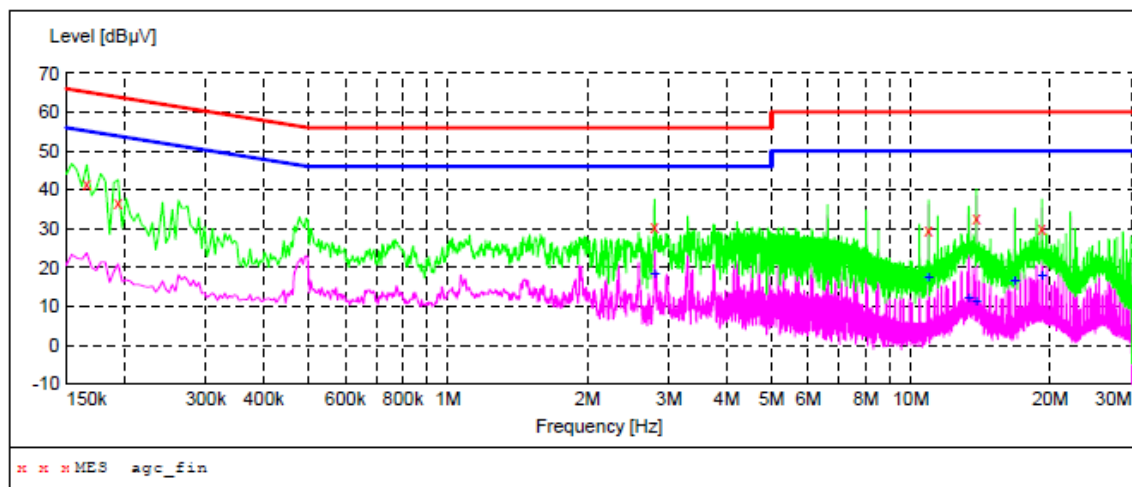
Any report having not been signed by authorized approver, or having been altered without authorization, or having not been stamped by the "Dedicated Testing/Inspection Stamp" is deemed to be invalid. Copying or excerpting portion of, or altering the content of the report is not permitted without the written authorization of AGC. The test results presented in the report apply only to the tested sample. Any objections to report issued by AGC should be submitted to AGC within 15days after the issuance of the test report. Further enquiry of validity or verification of the test report should be addressed to AGC by agc01@agccert.com.

Attestation of Global Compliance(Shenzhen)Co., Ltd

Attestation of Global Compliance(Shenzhen)Std & Tech Co., Ltd

Tel: +86-755 2523 4088 E-mail: agc@agccert.com Web: http://www.agccert.com/

LINE CONDUCTED EMISSION TEST-N



MEASUREMENT RESULT: "agc_fin"

2021/6/9 9:17

Frequency MHz	Level dBμV	Transd dB	Limit dBμV	Margin dB	Detector	Line
0.166000	41.40	12.4	65	23.8	QP	N
0.194000	36.50	12.4	64	27.4	QP	N
2.794000	30.30	12.5	56	25.7	QP	N
10.922000	29.60	13.2	60	30.4	QP	N
13.842000	32.60	14.0	60	27.4	QP	N
19.174000	30.20	14.7	60	29.8	QP	N

MEASUREMENT RESULT: "agc_fin2"

2021/6/9 9:17

Frequency MHz	Level dBμV	Transd dB	Limit dBμV	Margin dB	Detector	Line
2.794000	18.70	12.5	46	27.3	AV	N
10.922000	17.60	13.2	50	32.4	AV	N
13.334000	12.30	13.9	50	37.7	AV	N
13.842000	11.30	14.0	50	38.7	AV	N
16.762000	16.50	14.5	50	33.5	AV	N
19.174000	18.10	14.7	50	31.9	AV	N

RESULT: PASS

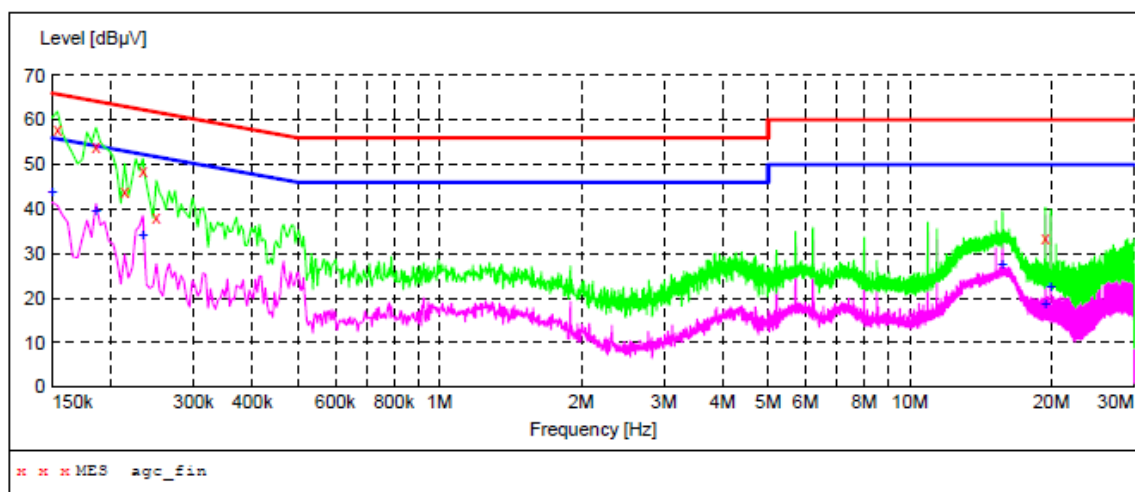
Any report having not been signed by authorized approver, or having been altered without authorization, or having not been stamped by the "Dedicated Testing/Inspection Stamp" is deemed to be invalid. Copying or excerpting portion of, or altering the content of the report is not permitted without the written authorization of AGC. The test results presented in the report apply only to the tested sample. Any objections to report issued by AGC should be submitted to AGC within 15days after the issuance of the test report. Further enquiry of validity or verification of the test report should be addressed to AGC by agc01@agccert.com.

Attestation of Global Compliance(Shenzhen)Co., Ltd

Attestation of Global Compliance(Shenzhen)Std & Tech Co., Ltd

Tel: +86-755 2523 4088 E-mail: agc@agccert.com Web: http://www.agccert.com/

Mode 7
LINE CONDUCTED EMISSION TEST-L



MEASUREMENT RESULT: "agc_fin"

2021/6/7 16:46

Frequency MHz	Level dBμV	Transd dB	Limit dBμV	Margin dB	Detector	Line
0.154000	57.80	12.4	66	8.0	QP	L1
0.186000	54.10	12.4	64	10.1	QP	L1
0.214000	43.80	12.4	63	19.2	QP	L1
0.234000	48.60	12.4	62	13.7	QP	L1
0.250000	38.30	12.4	62	23.5	QP	L1
19.430000	33.30	14.8	60	26.7	QP	L1

MEASUREMENT RESULT: "agc_fin2"

2021/6/7 16:46

Frequency MHz	Level dBμV	Transd dB	Limit dBμV	Margin dB	Detector	Line
0.150000	43.80	12.4	56	12.2	AV	L1
0.186000	39.60	12.4	54	14.6	AV	L1
0.234000	34.10	12.4	52	18.2	AV	L1
15.746000	27.60	14.4	50	22.4	AV	L1
19.430000	18.90	14.8	50	31.1	AV	L1
19.938000	22.80	14.8	50	27.2	AV	L1

RESULT: PASS

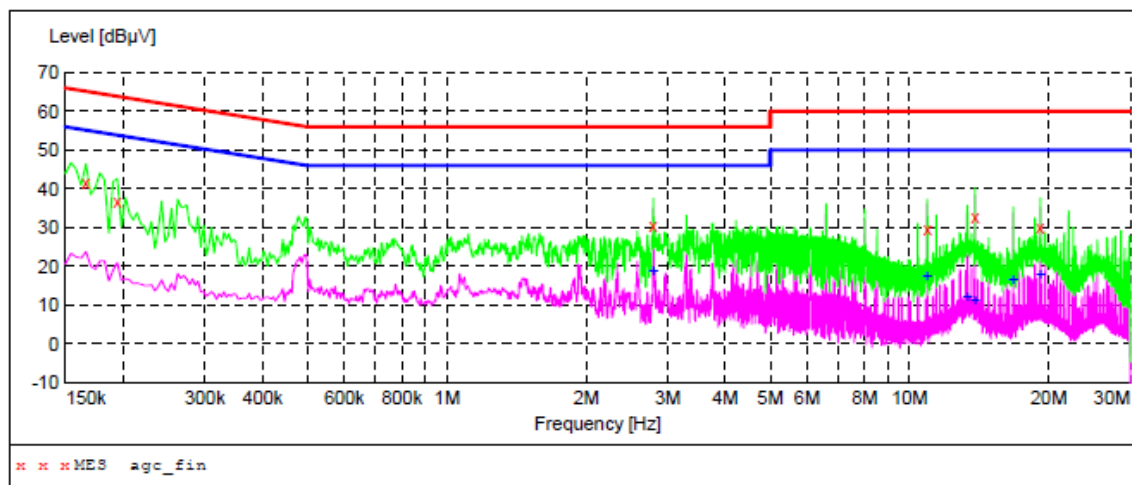
Any report having not been signed by authorized approver, or having been altered without authorization, or having not been stamped by the "Dedicated Testing/Inspection Stamp" is deemed to be invalid. Copying or excerpting portion of, or altering the content of the report is not permitted without the written authorization of AGC. The test results presented in the report apply only to the tested sample. Any objections to report issued by AGC should be submitted to AGC within 15days after the issuance of the test report. Further enquiry of validity or verification of the test report should be addressed to AGC by agc01@agccert.com.

Attestation of Global Compliance(Shenzhen)Co., Ltd

Attestation of Global Compliance(Shenzhen)Std & Tech Co., Ltd

Tel: +86-755 2523 4088 E-mail: agc@agccert.com Web: http://www.agccert.com/

LINE CONDUCTED EMISSION TEST-N



MEASUREMENT RESULT: "agc_fin"

2021/6/9 9:17

Frequency MHz	Level dBμV	Transd dB	Limit dBμV	Margin dB	Detector	Line
0.166000	41.40	12.4	65	23.8	QP	N
0.194000	36.50	12.4	64	27.4	QP	N
2.794000	30.30	12.5	56	25.7	QP	N
10.922000	29.60	13.2	60	30.4	QP	N
13.842000	32.60	14.0	60	27.4	QP	N
19.174000	30.20	14.7	60	29.8	QP	N

MEASUREMENT RESULT: "agc_fin2"

2021/6/9 9:17

Frequency MHz	Level dBμV	Transd dB	Limit dBμV	Margin dB	Detector	Line
2.794000	18.70	12.5	46	27.3	AV	N
10.922000	17.60	13.2	50	32.4	AV	N
13.334000	12.30	13.9	50	37.7	AV	N
13.842000	11.30	14.0	50	38.7	AV	N
16.762000	16.50	14.5	50	33.5	AV	N
19.174000	18.10	14.7	50	31.9	AV	N

RESULT: PASS

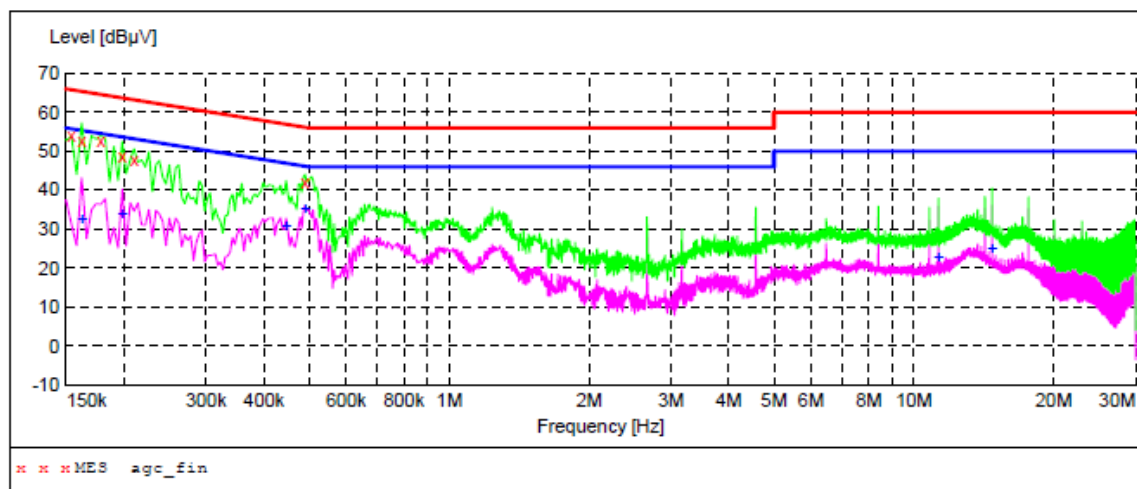
Any report having not been signed by authorized approver, or having been altered without authorization, or having not been stamped by the "Dedicated Testing/Inspection Stamp" is deemed to be invalid. Copying or excerpting portion of, or altering the content of the report is not permitted without the written authorization of AGC. The test results presented in the report apply only to the tested sample. Any objections to report issued by AGC should be submitted to AGC within 15days after the issuance of the test report. Further enquiry of validity or verification of the test report should be addressed to AGC by agc01@agccert.com.

Attestation of Global Compliance(Shenzhen)Co., Ltd

Attestation of Global Compliance(Shenzhen)Std & Tech Co., Ltd

Tel: +86-755 2523 4088 E-mail: agc@agccert.com Web: http://www.agccert.com/

Mode 8
LINE CONDUCTED EMISSION TEST-L



MEASUREMENT RESULT: "agc_fin"

2021/6/9 9:26

Frequency MHz	Level dBμV	Transd dB	Limit dBμV	Margin dB	Detector	Line
0.154000	54.20	12.4	66	11.6	QP	L1
0.162000	52.50	12.4	65	12.9	QP	L1
0.178000	52.70	12.4	65	11.9	QP	L1
0.198000	48.60	12.4	64	15.1	QP	L1
0.210000	47.80	12.4	63	15.4	QP	L1
0.490000	42.20	12.4	56	14.0	QP	L1

MEASUREMENT RESULT: "agc fin2"

2021/6/9 9:2

Frequency MHz	dBμV	dB	dBμV	dB		
0.162000	32.70	12.4	55	22.7	AV	L1
0.198000	33.90	12.4	54	19.8	AV	L1
0.446000	30.70	12.4	47	16.2	AV	L1
0.490000	35.40	12.4	46	10.8	AV	L1
11.302000	23.10	13.3	50	26.9	AV	L1
14.730000	25.10	14.3	50	24.9	AV	L1

RESULT: PASS

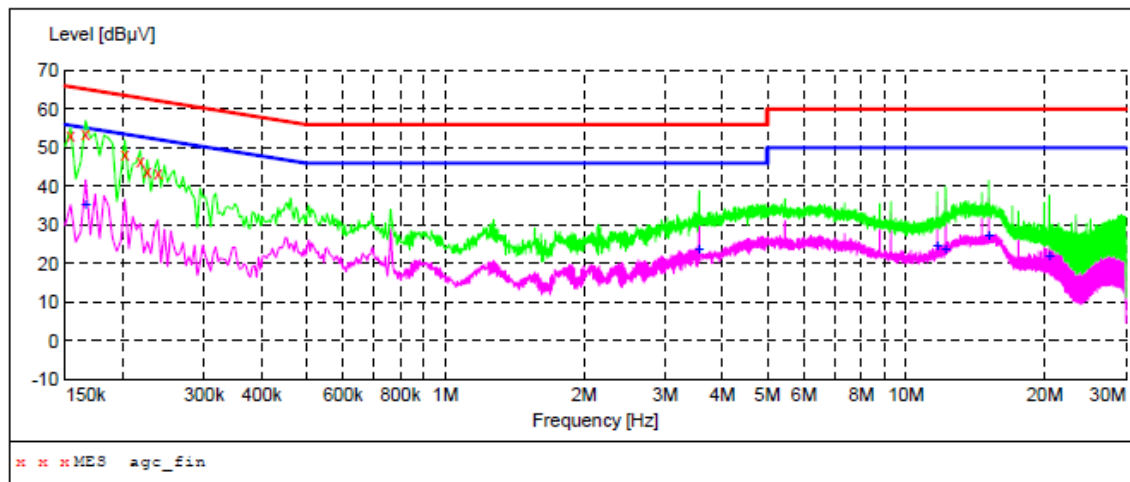
Any report having not been signed by authorized approver, or having been altered without authorization, or having not been stamped by the "Dedicated Testing/Inspection Stamp" is deemed to be invalid. Copying or excerpting portion of, or altering the content of the report is not permitted without the written authorization of AGC. The test results presented in the report apply only to the tested sample. Any objections to report issued by AGC should be submitted to AGC within 15days after the issuance of the test report. Further enquiry of validity or verification of the test report should be addressed to AGC by agc01@agccert.com.

Attestation of Global Compliance(Shenzhen)Co., Ltd

Attestation of Global Compliance(Shenzhen)Std & Tech Co., Ltd

Tel: +86-755 2523 4088 E-mail: agc@agccert.com Web: http://www.agccert.com/

LINE CONDUCTED EMISSION TEST-N



MEASUREMENT RESULT: "agc_fin"

2021/6/9 9:29

Frequency MHz	Level dBμV	Transd dB	Limit dBμV	Margin dB	Detector	Line
0.154000	53.10	12.4	66	12.7	QP	N
0.166000	53.50	12.4	65	11.7	QP	N
0.202000	48.10	12.4	64	15.4	QP	N
0.218000	46.40	12.4	63	16.5	QP	N
0.226000	43.90	12.4	63	18.7	QP	N
0.238000	43.30	12.4	62	18.9	QP	N

MEASUREMENT RESULT: "agc fin2"

2021/6/9 9:2

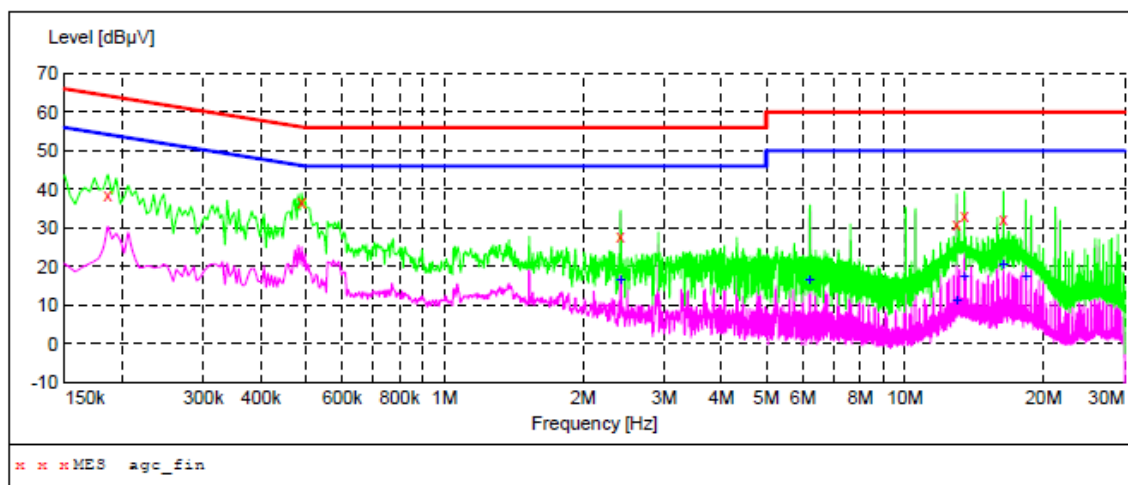
Frequency MHz	dBμV	dB	dBμV	dB		
0.166000	35.20	12.4	55	20.0	AV	N
3.554000	23.60	12.5	46	22.4	AV	N
11.682000	24.70	13.4	50	25.3	AV	N
12.190000	24.00	13.6	50	26.0	AV	N
15.110000	27.20	14.3	50	22.8	AV	N
20.446000	22.00	14.8	50	28.0	AV	N

RESULT: PASS

Any report having not been signed by authorized approver, or having been altered without authorization, or having not been stamped by the "Dedicated Testing/Inspection Stamp" is deemed to be invalid. Copying or excerpting portion of, or altering the content of the report is not permitted without the written authorization of AGC. The test results presented in the report apply only to the tested sample. Any objections to report issued by AGC should be submitted to AGC within 15days after the issuance of the test report. Further enquiry of validity or verification of the test report should be addressed to AGC by agc01@agccert.com.

Attestation of Global Compliance(Shenzhen)Co., Ltd
Attestation of Global Compliance(Shenzhen)Std & Tech Co., Ltd
Tel: +86-755 2523 4088 E-mail: agc@agccert.com Web: http://www.agccert.com/

Mode 9
LINE CONDUCTED EMISSION TEST-L



MEASUREMENT RESULT: "agc_fin"

2021/6/9 9:22

Frequency MHz	Level dBμV	Transd dB	Limit dBμV	Margin dB	Detector	Line
0.186000	38.40	12.4	64	25.8	QP	L1
0.490000	36.70	12.4	56	19.5	QP	L1
2.414000	28.00	12.5	56	28.0	QP	L1
12.954000	31.10	13.8	60	28.9	QP	L1
13.462000	33.00	13.9	60	27.0	QP	L1
16.382000	32.20	14.5	60	27.8	QP	L1

MEASUREMENT RESULT: "agc fin2"

2021/6/9 9:2

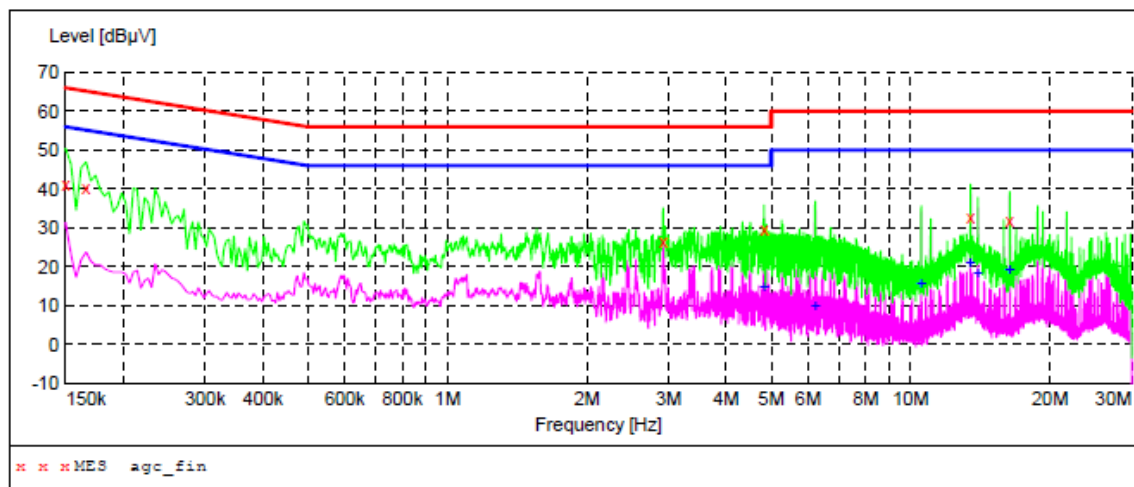
Frequency MHz	dBμV	dB	dBμV	dB		
2.414000	16.60	12.5	46	29.4	AV	L1
6.222000	16.50	12.7	50	33.5	AV	L1
12.954000	11.20	13.8	50	38.8	AV	L1
13.462000	17.50	13.9	50	32.5	AV	L1
16.382000	20.50	14.5	50	29.5	AV	L1
18.290000	17.80	14.7	50	32.2	AV	L1

RESULT: PASS

Any report having not been signed by authorized approver, or having been altered without authorization, or having not been stamped by the "Dedicated Testing/Inspection Stamp" is deemed to be invalid. Copying or excerpting portion of, or altering the content of the report is not permitted without the written authorization of AGC. The test results presented in the report apply only to the tested sample. Any objections to report issued by AGC should be submitted to AGC within 15days after the issuance of the test report. Further enquiry of validity or verification of the test report should be addressed to AGC by agc01@agccert.com.

Attestation of Global Compliance(Shenzhen)Co., Ltd
Attestation of Global Compliance(Shenzhen)Std & Tech Co., Ltd
Tel: +86-755 2523 4088 E-mail: agc@agccert.com Web: http://www.agccert.com/

LINE CONDUCTED EMISSION TEST-N



MEASUREMENT RESULT: "agc_fin"

2021/6/9 9:20

Frequency MHz	Level dBμV	Transd dB	Limit dBμV	Margin dB	Detector	Line
0.150000	41.20	12.4	66	24.8	QP	N
0.166000	40.20	12.4	65	25.0	QP	N
2.922000	26.50	12.5	56	29.5	QP	N
4.826000	29.70	12.6	56	26.3	QP	N
13.462000	32.80	13.9	60	27.2	QP	N
16.382000	31.60	14.5	60	28.4	QP	N

MEASUREMENT RESULT: "agc fin2"

2021/6/9 9:2

Frequency MHz	dBμV	dB	dBμV	dB		
4.826000	14.80	12.6	46	31.2	AV	N
6.222000	9.90	12.7	50	40.1	AV	N
10.542000	15.90	13.1	50	34.1	AV	N
13.462000	21.10	13.9	50	28.9	AV	N
13.966000	18.60	14.1	50	31.4	AV	N
16.382000	19.50	14.5	50	30.5	AV	N

RESULT: PASS

Any report having not been signed by authorized approver, or having been altered without authorization, or having not been stamped by the "Dedicated Testing/Inspection Stamp" is deemed to be invalid. Copying or excerpting portion of, or altering the content of the report is not permitted without the written authorization of AGC. The test results presented in the report apply only to the tested sample. Any objections to report issued by AGC should be submitted to AGC within 15days after the issuance of the test report. Further enquiry of validity or verification of the test report should be addressed to AGC by agc01@agccert.com.



Attestation of Global Compliance(Shenzhen)Co., Ltd

Attestation of Global Compliance(Shenzhen)Std & Tech Co., Ltd

Tel: +86-755 2523 4088 E-mail: agc@agccert.com Web: http://www.agccert.com/

APPENDIX A: PHOTOGRAPHS OF TEST SETUP

FCC RADIATED EMISSION TEST SETUP BELOW 1GHZ



Any report having not been signed by authorized approver, or having been altered without authorization, or having not been stamped by the "Dedicated Testing/Inspection Stamp" is deemed to be invalid. Copying or excerpting portion of, or altering the content of the report is not permitted without the written authorization of AGC. The test results presented in the report apply only to the tested sample. Any objections to report issued by AGC should be submitted to AGC within 15days after the issuance of the test report. Further enquiry of validity or verification of the test report should be addressed to AGC by agc01@agccert.com.

Attestation of Global Compliance(Shenzhen)Co., Ltd
Attestation of Global Compliance(Shenzhen)Std & Tech Co., Ltd
Tel: +86-755 2523 4088 E-mail: agc@agccert.com Web: <http://www.agccert.com/>

FCC LINE CONDUCTED EMISSION TEST SETUP

Any report having not been signed by authorized approver, or having been altered without authorization, or having not been stamped by the "Dedicated Testing/Inspection Stamp" is deemed to be invalid. Copying or excerpting portion of, or altering the content of the report is not permitted without the written authorization of AGC. The test results presented in the report apply only to the tested sample. Any objections to report issued by AGC should be submitted to AGC within 15days after the issuance of the test report. Further enquiry of validity or verification of the test report should be addressed to AGC by agc01@agccert.com.


Attestation of Global Compliance(Shenzhen)Co., Ltd
Attestation of Global Compliance(Shenzhen)Std & Tech Co., Ltd
Tel: +86-755 2523 4088 E-mail: agc@agccert.com Web: <http://www.agccert.com/>

APPENDIX B: PHOTOGRAPHS OF EUT

ALL VIEW-1 OF EUT




EXTERNAL VIEW-1 OF EUT



Any report having not been signed by authorized approver, or having been altered without authorization, or having not been stamped by the "Dedicated Testing/Inspection Stamp" is deemed to be invalid. Copying or excerpting portion of, or altering the content of the report is not permitted without the written authorization of AGC. The test results presented in the report apply only to the tested sample. Any objections to report issued by AGC should be submitted to AGC within 15days after the issuance of the test report. Further enquiry of validity or verification of the test report should be addressed to AGC by agc01@agccert.com.

Attestation of Global Compliance(Shenzhen)Co., Ltd
Attestation of Global Compliance(Shenzhen)Std & Tech Co., Ltd
Tel: +86-755 2523 4088 E-mail: agc@agccert.com Web: <http://www.agccert.com/>

EXTERNAL VIEW-2 OF EUT



EXTERNAL VIEW-3 OF EUT



Any report having not been signed by authorized approver, or having been altered without authorization, or having not been stamped by the "Dedicated Testing/Inspection Stamp" is deemed to be invalid. Copying or excerpting portion of, or altering the content of the report is not permitted without the written authorization of AGC. The test results presented in the report apply only to the tested sample. Any objections to report issued by AGC should be submitted to AGC within 15days after the issuance of the test report. Further enquiry of validity or verification of the test report should be addressed to AGC by agc01@agccert.com.

Attestation of Global Compliance(Shenzhen)Co., Ltd
Attestation of Global Compliance(Shenzhen)Std & Tech Co., Ltd
Tel: +86-755 2523 4088 E-mail: agc@agccert.com Web: <http://www.agccert.com/>

EXTERNAL VIEW-4 OF EUT




EXTERNAL VIEW-5 OF EUT




Any report having not been signed by authorized approver, or having been altered without authorization, or having not been stamped by the "Dedicated Testing/Inspection Stamp" is deemed to be invalid. Copying or excerpting portion of, or altering the content of the report is not permitted without the written authorization of AGC. The test results presented in the report apply only to the tested sample. Any objections to report issued by AGC should be submitted to AGC within 15days after the issuance of the test report. Further enquiry of validity or verification of the test report should be addressed to AGC by agc01@agccert.com.

Attestation of Global Compliance(Shenzhen)Co., Ltd
Attestation of Global Compliance(Shenzhen)Std & Tech Co., Ltd
Tel: +86-755 2523 4088 E-mail: agc@agccert.com Web: <http://www.agccert.com/>

EXTERNAL VIEW-6 OF EUT




INTERNAL VIEW OF EUT-1




Any report having not been signed by authorized approver, or having been altered without authorization, or having not been stamped by the "Dedicated Testing/Inspection Stamp" is deemed to be invalid. Copying or excerpting portion of, or altering the content of the report is not permitted without the written authorization of AGC. The test results presented in the report apply only to the tested sample. Any objections to report issued by AGC should be submitted to AGC within 15days after the issuance of the test report. Further enquiry of validity or verification of the test report should be addressed to AGC by agc01@agccert.com.

Attestation of Global Compliance(Shenzhen)Co., Ltd
Attestation of Global Compliance(Shenzhen)Std & Tech Co., Ltd
Tel: +86-755 2523 4088 E-mail: agc@agccert.com Web: <http://www.agccert.com/>

INTERNAL VIEW OF EUT-2




INTERNAL VIEW OF EUT-3




Any report having not been signed by authorized approver, or having been altered without authorization, or having not been stamped by the "Dedicated Testing/Inspection Stamp" is deemed to be invalid. Copying or excerpting portion of, or altering the content of the report is not permitted without the written authorization of AGC. The test results presented in the report apply only to the tested sample. Any objections to report issued by AGC should be submitted to AGC within 15days after the issuance of the test report. Further enquiry of validity or verification of the test report should be addressed to AGC by agc01@agccert.com.

Attestation of Global Compliance(Shenzhen)Co., Ltd
Attestation of Global Compliance(Shenzhen)Std & Tech Co., Ltd
Tel: +86-755 2523 4088 E-mail: agc@agccert.com Web: <http://www.agccert.com/>

INTERNAL VIEW OF EUT-4




INTERNAL VIEW OF EUT-5



Any report having not been signed by authorized approver, or having been altered without authorization, or having not been stamped by the "Dedicated Testing/Inspection Stamp" is deemed to be invalid. Copying or excerpting portion of, or altering the content of the report is not permitted without the written authorization of AGC. The test results presented in the report apply only to the tested sample. Any objections to report issued by AGC should be submitted to AGC within 15days after the issuance of the test report. Further enquiry of validity or verification of the test report should be addressed to AGC by agc01@agccert.com.

Attestation of Global Compliance(Shenzhen)Co., Ltd
Attestation of Global Compliance(Shenzhen)Std & Tech Co., Ltd
Tel: +86-755 2523 4088 E-mail: agc@agccert.com Web: <http://www.agccert.com/>

INTERNAL VIEW OF EUT-6



VIEW OF ADAPTER



----END OF REPORT----

Any report having not been signed by authorized approver, or having been altered without authorization, or having not been stamped by the "Dedicated Testing/Inspection Stamp" is deemed to be invalid. Copying or excerpting portion of, or altering the content of the report is not permitted without the written authorization of AGC. The test results presented in the report apply only to the tested sample. Any objections to report issued by AGC should be submitted to AGC within 15days after the issuance of the test report. Further enquiry of validity or verification of the test report should be addressed to AGC by agc01@agccert.com.

Attestation of Global Compliance(Shenzhen)Co., Ltd
Attestation of Global Compliance(Shenzhen)Std & Tech Co., Ltd
Tel: +86-755 2523 4088 E-mail: agc@agccert.com Web: <http://www.agccert.com/>



Conditions of Issuance of Test Reports

1. All samples and goods are accepted by the Attestation of Global Compliance (Shenzhen) Co., Ltd (the “Company”) solely for testing and reporting in accordance with the following terms and conditions. The company provides its services on the basis that such terms and conditions constitute express agreement between the company and any person, firm or company requesting its services (the “Clients”).
2. Any report issued by Company as a result of this application for testing services (the “Report”) shall be issued in confidence to the Clients and the Report will be strictly treated as such by the Company. It may not be reproduced either in its entirety or in part and it may not be used for advertising or other unauthorized purposes without the written consent of the Company. The Clients to whom the Report is issued may, however, show or send it, or a certified copy thereof prepared by the Company to its customer, supplier or other persons directly concerned. The Company will not, without the consent of the Clients, enter into any discussion or correspondence with any third party concerning the contents of the Report, unless required by the relevant governmental authorities, laws or court orders.
3. The Company shall not be called or be liable to be called to give evidence or testimony on the Report in a court of law without its prior written consent, unless required by the relevant governmental authorities, laws or court orders.
4. In the event of the improper use of the report as determined by the Company, the Company reserves the right to withdraw it, and to adopt any other additional remedies which may be appropriate.
5. Samples submitted for testing are accepted on the understanding that the Report issued cannot form the basis of, or be the instrument for, any legal action against the Company.
6. The Company will not be liable for or accept responsibility for any loss or damage however arising from the use of information contained in any of its Reports or in any communication whatsoever about its said tests or investigations.
7. Clients wishing to use the Report in court proceedings or arbitration shall inform the Company to that effect prior to submitting the sample for testing.
8. The Company is not responsible for recalling the electronic version of the original report when any revision is made to them. The Client assumes the responsibility to providing the revised version to any interested party who uses them.
9. Subject to the variable length of retention time for test data and report stored hereinto as otherwise specifically required by individual accreditation authorities, the Company will only keep the supporting test data and information of the test report for a period of six years. The data and information will be disposed of after the aforementioned retention period has elapsed. Under no circumstances shall we provide any data and information which has been disposed of after retention period. Under no circumstances shall we be liable for damage of any kind, including (but not limited to) compensatory damages, lost profits, lost data, or any form of special, incidental, indirect, consequential or punitive damages of any kind, whether based on breach of contract of warranty, tort (including negligence), product liability or otherwise, even if we are informed in advance of the possibility of such damages.

Any report having not been signed by authorized approver, or having been altered without authorization, or having not been stamped by the “Dedicated Testing/Inspection Stamp” is deemed to be invalid. Copying or excerpting portion of, or altering the content of the report is not permitted without the written authorization of AGC. The test results presented in the report apply only to the tested sample. Any objections to report issued by AGC should be submitted to AGC within 15days after the issuance of the test report. Further enquiry of validity or verification of the test report should be addressed to AGC by agc01@agccert.com.

Attestation of Global Compliance(Shenzhen)Co., Ltd

Attestation of Global Compliance(Shenzhen)Std & Tech Co., Ltd

Tel: +86-755 2523 4088 E-mail: agc@agccert.com Web: <http://www.agccert.com/>