



## INTERTEK TESTING SERVICES

### The Worst Case Configuration Photographs

Radiated Emission – Base Unit (AOHAI power adaptor)



Front View



Rear View


The EUT is placed at the center of turntable

## INTERTEK TESTING SERVICES

---

### The Worst Case Configuration Photographs

AC Conducted Emission (VTPL power adaptor)



Front View




Side View 1

## INTERTEK TESTING SERVICES

---

### The Worst Case Configuration Photographs

AC Conducted Emission (VTPL adaptor)



Side View 2