TRANSSION
传音控股

# Feature

※ High gain
※ Omani-directional
※ Wide bandwidth

# Application

※GSM850/900/DCS/PCS/WCDMAB1/B2/B4/B5/B8
LTE
B1/B2/B3/B4/B5/B7/B8/B12/B13/B17/B25/B26/B28A/B28B/B38/B40/B41/B66

| Name and address of the antenna manufacturer | Model number of the antenna |
|---|---|
| Shenzhen weierchuang communication technology co., ltd<br><br>Room 409, Building 27, Xiantao Data Valley, Yubei District, Chongqing (Chongqing Branch) | X6882-ANT0-WTT-XX-XX<br>X6882-ANT1-WTT-XX-XX<br>X6882-ANT2-WTT-XX-XX<br>X6882-ANT12-WTT-XX-XX<br>X6882-ANT13-WTT-XX-XX<br>X6882-ANT14-WTT-XX-XX |

| TYPE | |
|---|---|
| Transmitter Frequency | GSM 850/WCDMA B5/LTE B5/B26 : 824 – 849 MHz |
| | GSM 900/WCDMA B8/LTE B8 : 880 – 915 MHz |
| | DCS /WCDMA B4/LTE B3/B4/B66 : 1710 – 1785 MHz |
| | PCS/WCDMA B2/LTE B2/B25:1850-1910MHz |
| | WCDMA B1/LTE B1 : 1920 – 1980MHz |

| | | |
|---|---|---|
| Receiver Frequency | | LTE B7 :2496-2565MHz |
| | | LTE B40 :2300-2400MHz |
| | | LTE B38/B41:2565-2645MHz |
| | | LTE B20:832-862MHz |
| | | LTE B13:777-787MHz |
| | | LTE B12/B17/B28:710-755MHz |
| | | GSM 850/WCDMA B5/LTE B5/B26: 869 – 894 MHz |
| | | GSM 900/WCDMA B8/LTE B8 : 925 – 960 MHz |
| | | DCS/LTE B3 : 1805 – 1880 MHz |
| | | WCDMA 4/LTE B4/B66 : 2110-2155 MHz |
| | | PCS/WCDMA B2/LTE B2/B25:1930-1990MHz |
| | | WCDMA B1/LTE B1 : 2110 – 2170MHz |
| | | LTE B7 :2620-2690MHz |
| | | LTE B40:2300-2400MHz |
| | | LTE B38/41:2565-2645MHz |
| | | LTE B20 :791-821MHz |
| | | LTE B13 :746-756MHz |
| | | LTE B12/B17/B28 :758-803MHz |
| RF-Output Power (E.I.R.P) | | GSM850/900: 32+/-2dBm |
| | | DCS/PCS: 30+/-2dBm |
| | | LTE B1/B2/B3/ B4/B5 /B7/B8/B12/B13/B17/B25/B26/B28/B38/B40/B41/B66: 23+/-2dBm |
| | | WCDMA B1/B2/B4/B5/ B8: 23+/-2dBm |
| Antenna Gain | ANT2 | GSM 850/WCDMA B5/LTE B5/B26 :-8.28 |
| | | GSM 900/WCDMA B8/LTE B8 : -6.63 |
| | | DCS /WCDMA B4/LTE B3/B4/B66: -3.9 |
| | | PCS/WCDMA B2/LTE B2/B25: -3.8 |
| | | WCDMA B1/LTE B1 : -4.5 |
| | | LTE B7/B38/B41 : -2 |
| | | LTE B40 : -1.4 |
| | | LTE B20 :-7.7 |
| | | LTE B13 :-7.7 |
| | | LTE B12/B17/B28 :-8.7 |
| | ANT0 | GSM 850/WCDMA B5/LTE B5/B26 : -9.4 |
| | | GSM 900/WCDMA B8/LTE B8 : -9.8 |
| | | DCS /WCDMA B4/LTE B3/B4/B66 : -2.6 |
| | | PCS/WCDMA B2/LTE B2/B25: -2.3 |

| | | |
|---|---|---|
| | | WCDMA B1/LTE B1 : -2.1 |
| | | LTE B7/B38/B41 : -1.6 |
| | | LTE B40 : -1 |
| | | LTE B20 :-5.9 |
| | | LTE B13 :-5.9 |
| | | LTE B12/B17/B28 :-9.2 |
| | ANT12 | 2.4G WIFI:-1.3 |
| | | 5G WIFI:-1.4 |
| | ANT13 | GPS:-1.1 |
| | ANT14 | 2.4G WIFI:-1.8 |
| Type of Modulation | | |

※ Antenna Gain

ANT13 GPS

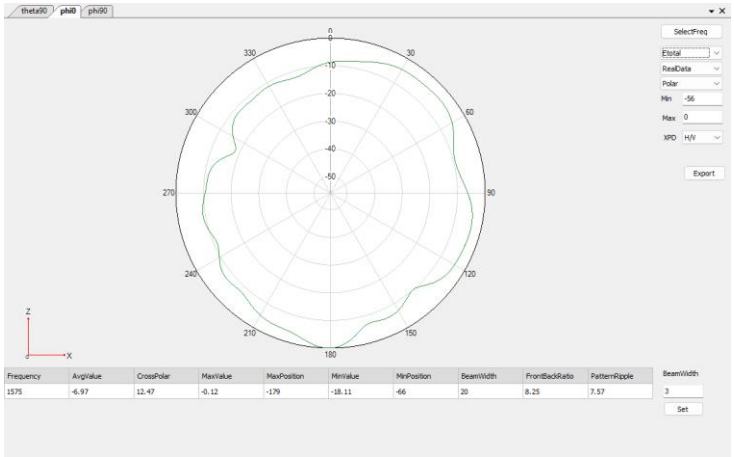


GPS Phi=0deg

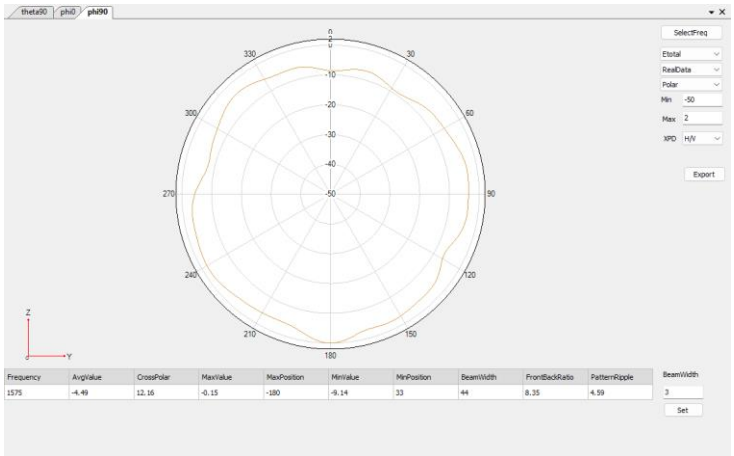

GPS Phi=90deg

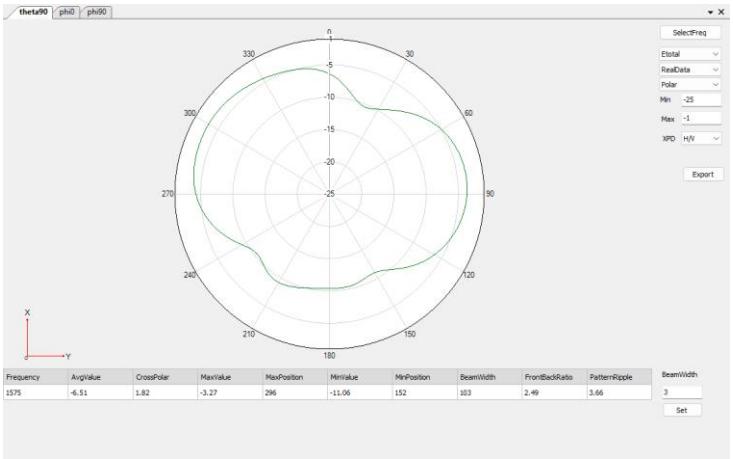


GPS Theta=90deg

※ Antenna Gain

ANT12 2.4G+5G WIFI

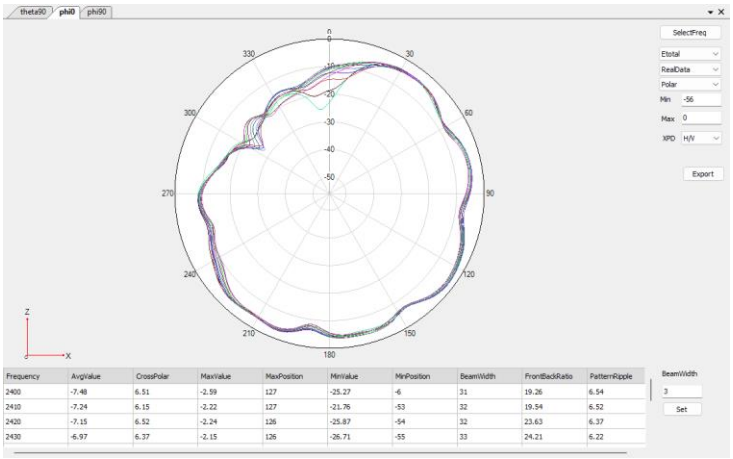


2.4G WIFI Phi=0deg

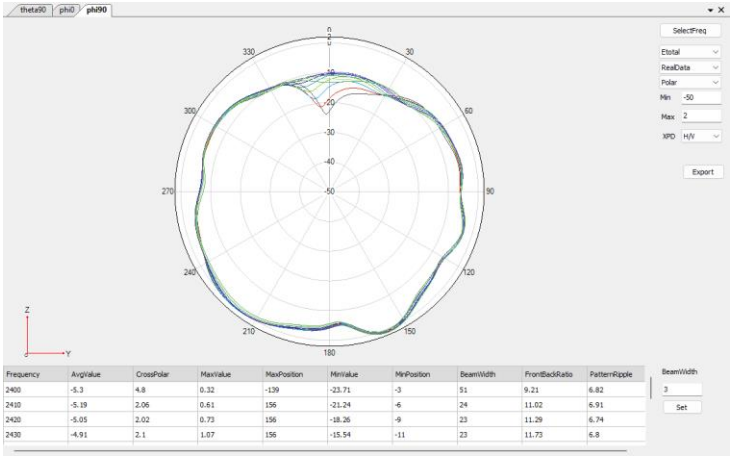


| Frequency | AvgValue | CrossPolar | MaxValue | MaxPosition | MinValue | MinPosition | BeamWidth | FrontBackRatio | PatternRipple |
|---|---|---|---|---|---|---|---|---|---|
| 2400 | -5.3 | 4.8 | 0.32 | -139 | -23.71 | -3 | 51 | 9.21 | 6.82 |
| 2410 | -5.19 | 2.06 | 0.61 | 156 | -21.24 | -6 | 24 | 11.02 | 6.91 |
| 2420 | -5.05 | 2.02 | 0.73 | 156 | -18.26 | -9 | 23 | 11.29 | 6.74 |
| 2430 | -4.91 | 2.1 | 1.07 | 156 | -15.54 | -11 | 23 | 11.73 | 6.8 |

2.4G WIFI Phi=90deg

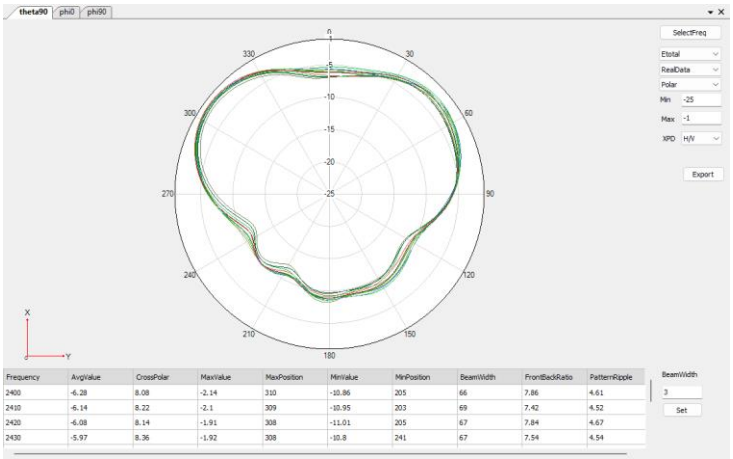


| Frequency | AvgValue | CrossPolar | MaxValue | MaxPosition | MinValue | MinPosition | BeamWidth | FrontBackRatio | PatternRipple |
|---|---|---|---|---|---|---|---|---|---|
| 2400 | -6.28 | 8.08 | -2.14 | 310 | -10.86 | 205 | 66 | 7.86 | 4.61 |
| 2410 | -6.14 | 8.22 | -2.1 | 309 | -10.95 | 203 | 69 | 7.42 | 4.52 |
| 2420 | -6.08 | 8.14 | -1.91 | 308 | -11.01 | 205 | 67 | 7.84 | 4.67 |
| 2430 | -5.97 | 8.36 | -1.92 | 308 | -10.8 | 241 | 67 | 7.54 | 4.54 |

2.4G WIFI Theta=90deg

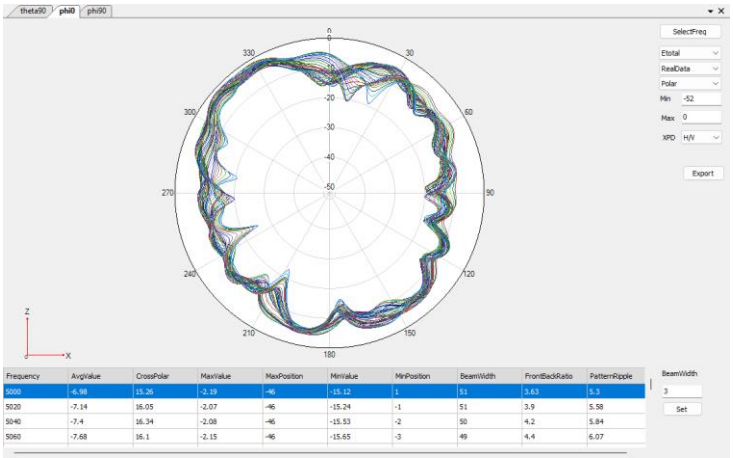


| Frequency | AvgValue | CrossPolar | MaxValue | MaxPosition | MinValue | MinPosition | BeamWidth | FrontBackRatio | PatternRipple |
|---|---|---|---|---|---|---|---|---|---|
| 5000 | -6.98 | 15.26 | -2.19 | -46 | -15.12 | 1 | 51 | 3.63 | 5.3 |
| 5020 | -7.14 | 16.05 | -2.07 | -46 | -15.24 | -1 | 51 | 3.9 | 5.58 |
| 5040 | -7.4 | 16.34 | -2.08 | -46 | -15.53 | -2 | 50 | 4.2 | 5.84 |
| 5060 | -7.68 | 16.1 | -2.15 | -46 | -15.65 | -3 | 49 | 4.4 | 6.07 |

5G WIFI Phi=0deg

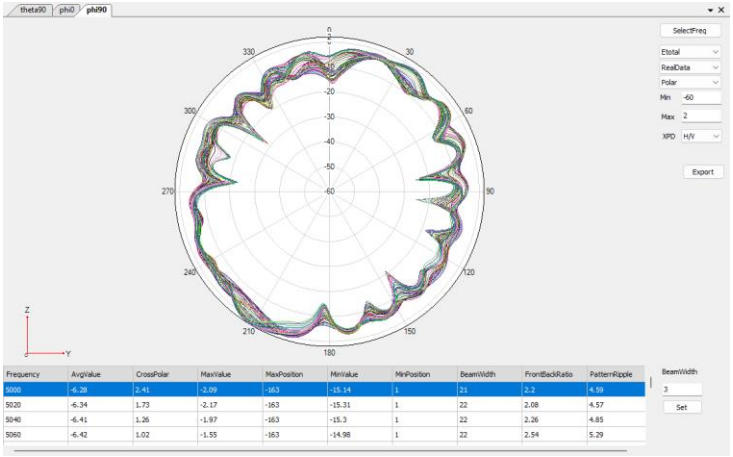


5G WIFI Phi=90deg

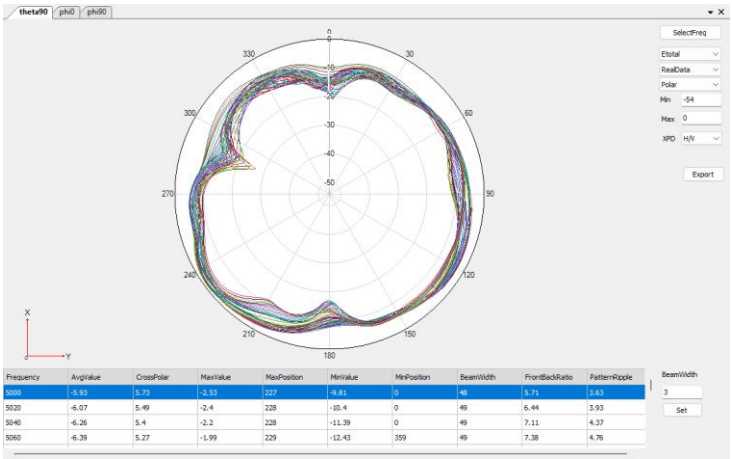


5G WIFI Theta=90deg

※ Antenna Gain

ANT0 DIV

※

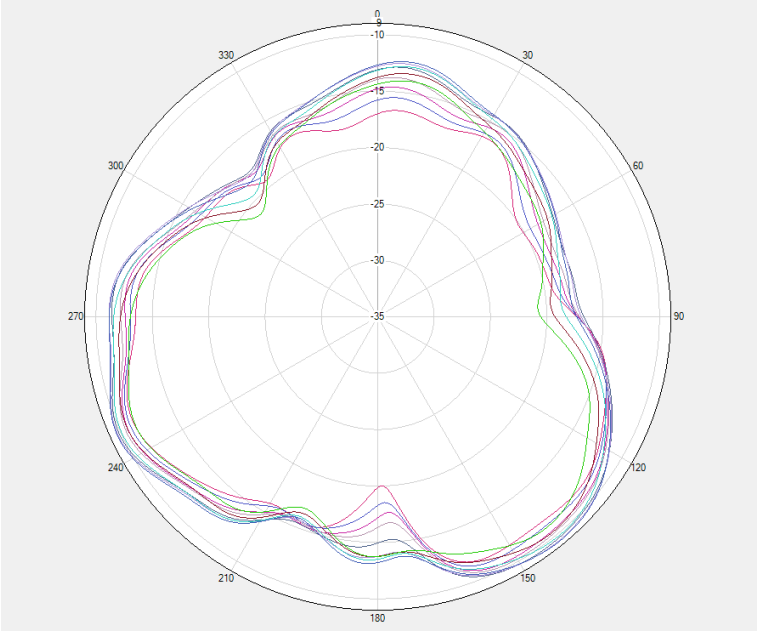


GSM850 / WCDMA B5 / LTE B5/B20/B26 Phi=0deg

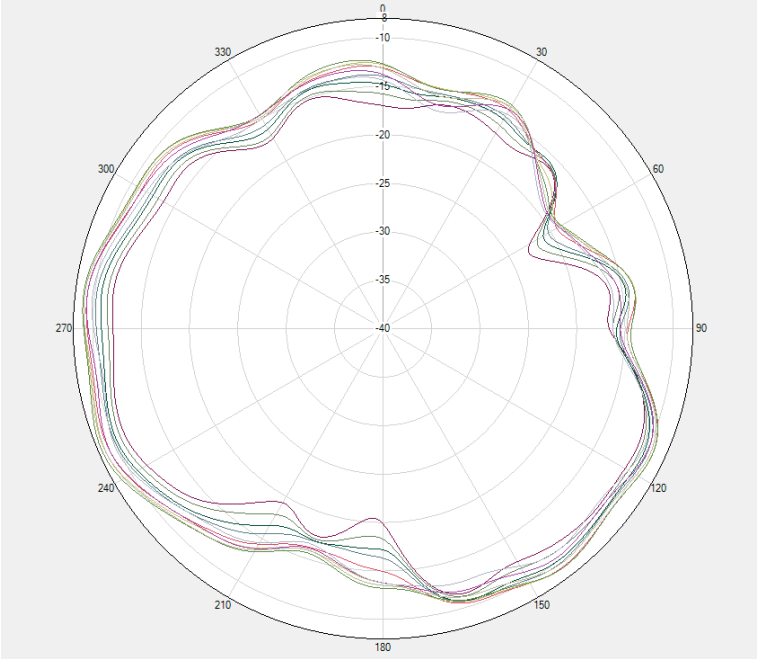


GSM850 / WCDMA B5 / LTE B5/B20/B26 Phi=90deg

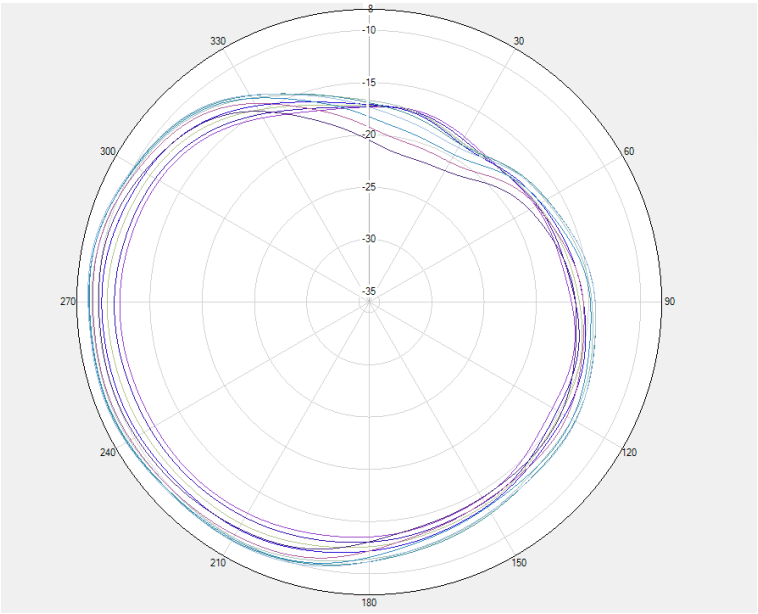


GSM850 / WCDMA B5 / LTE B5/B20/B26 Theta=90deg

※ Antenna Gain

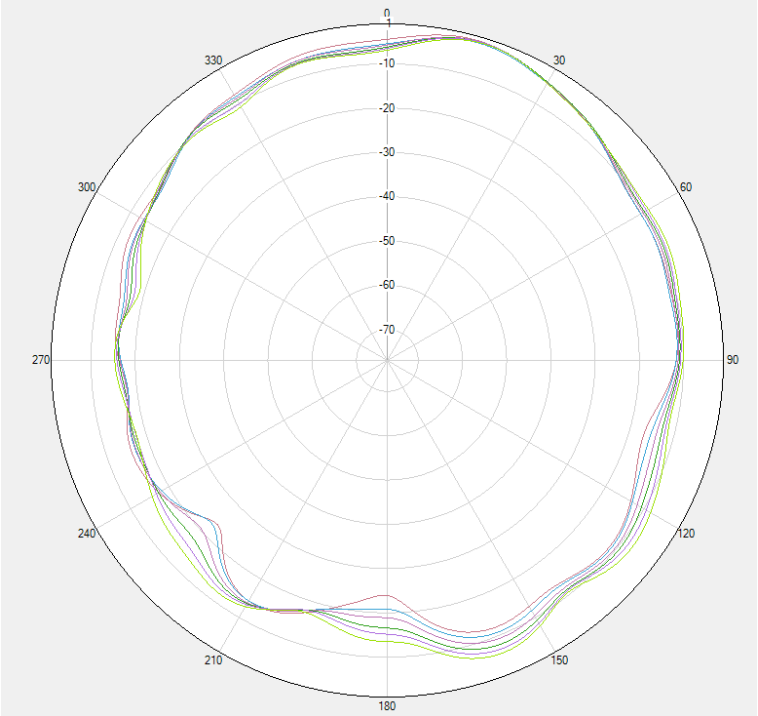


LTE B40 Phi=0deg

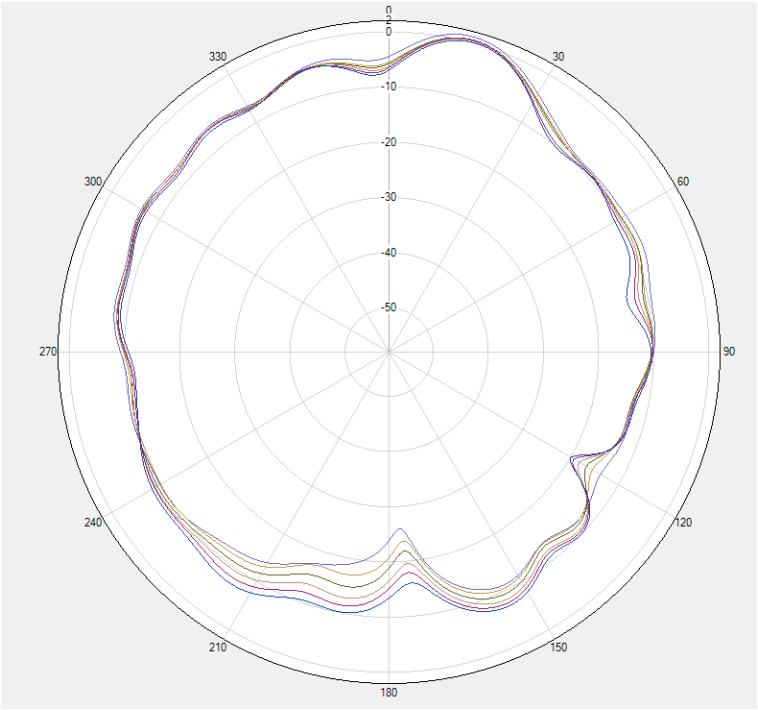

LTE B40 Phi=90deg

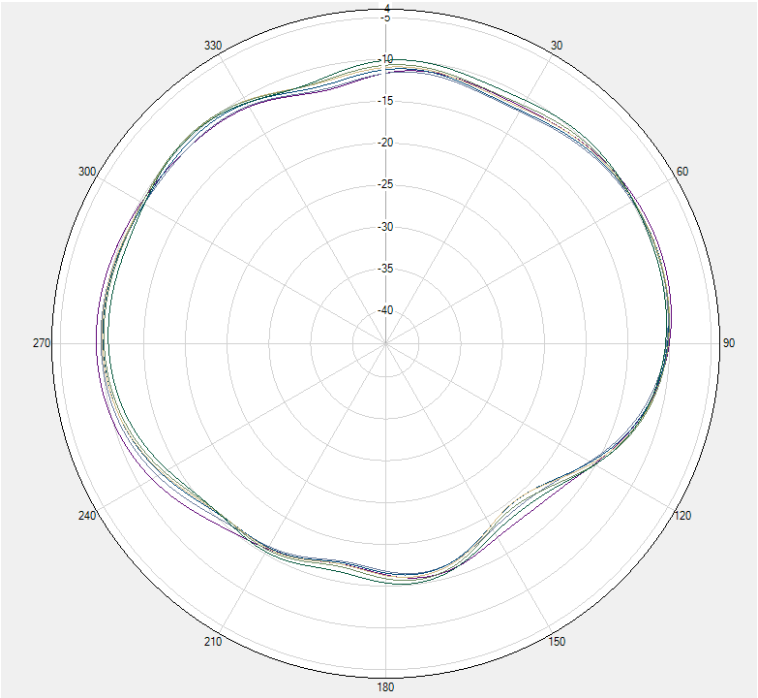

LTE B40 Theta=90deg

※ Antenna Gain

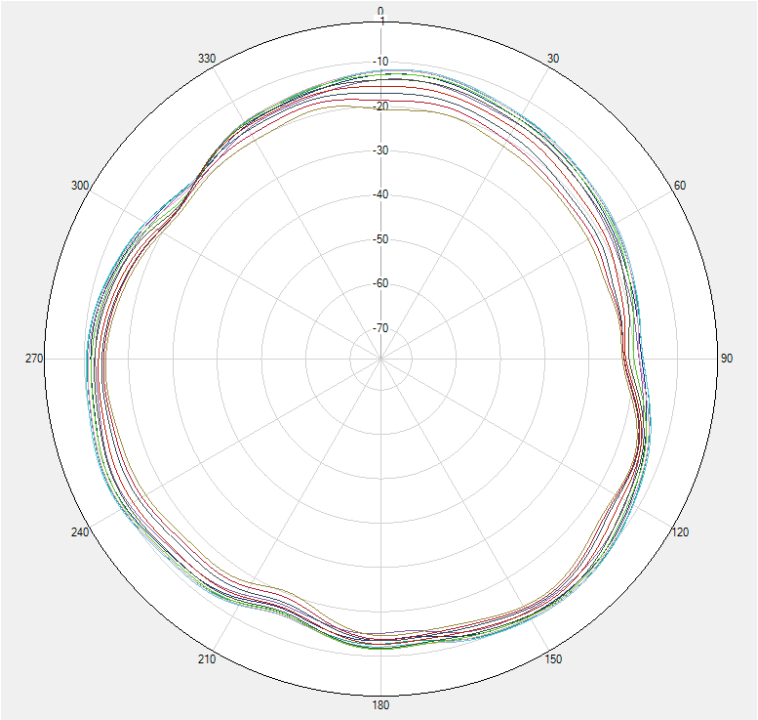


GSM900 / WCDMA B8 / LTE B8 Phi=0deg

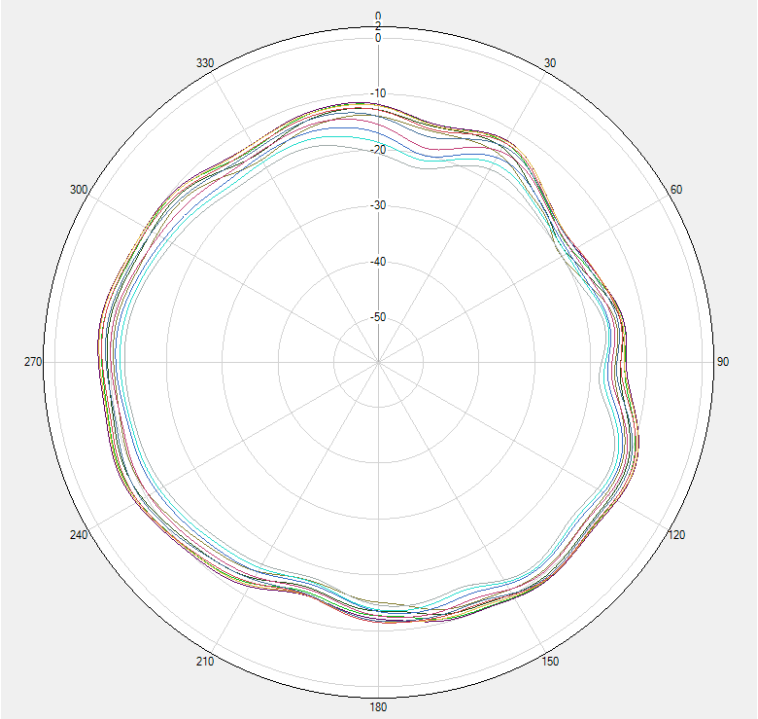

GSM900 / WCDMA B8 / LTE B8 Phi=90deg

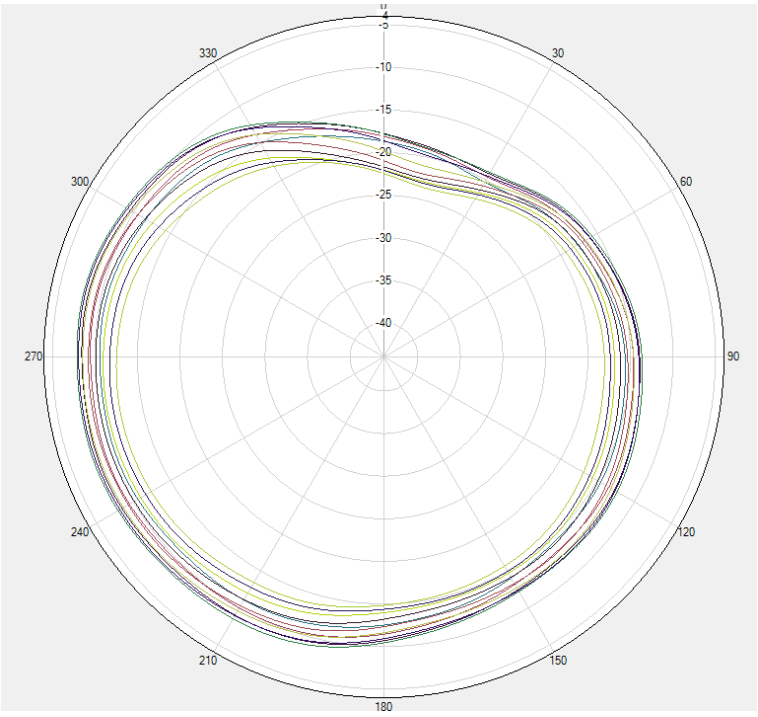

GSM900 / WCDMA B8 / LTE B8 Theta=90deg

※ Antenna Gain

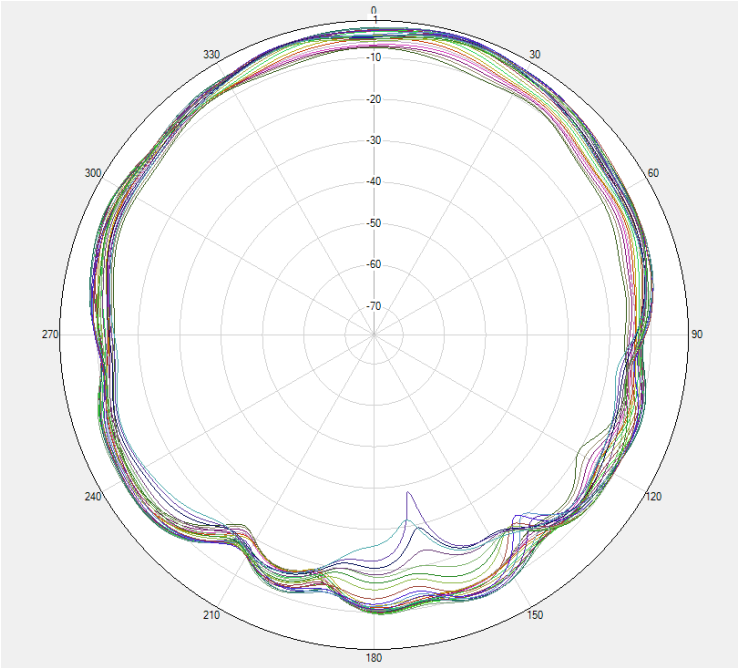


DCS1800/PCS1900/WCDMA B1/B2LTE B1/B2/B3/B4/B25/B66 Phi=0deg

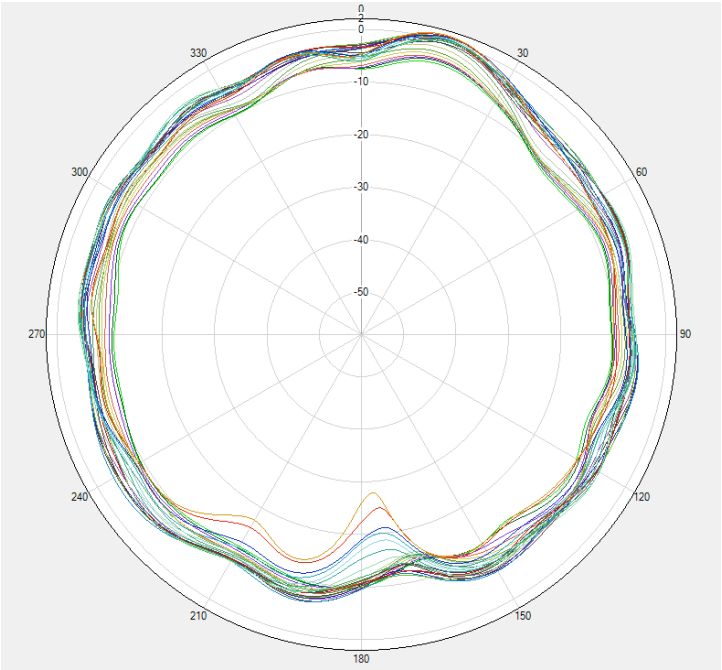


DCS1800/PCS1900/WCDMA B1/B2LTE B1/B2/B3/B4/B25/B66 Phi=90deg

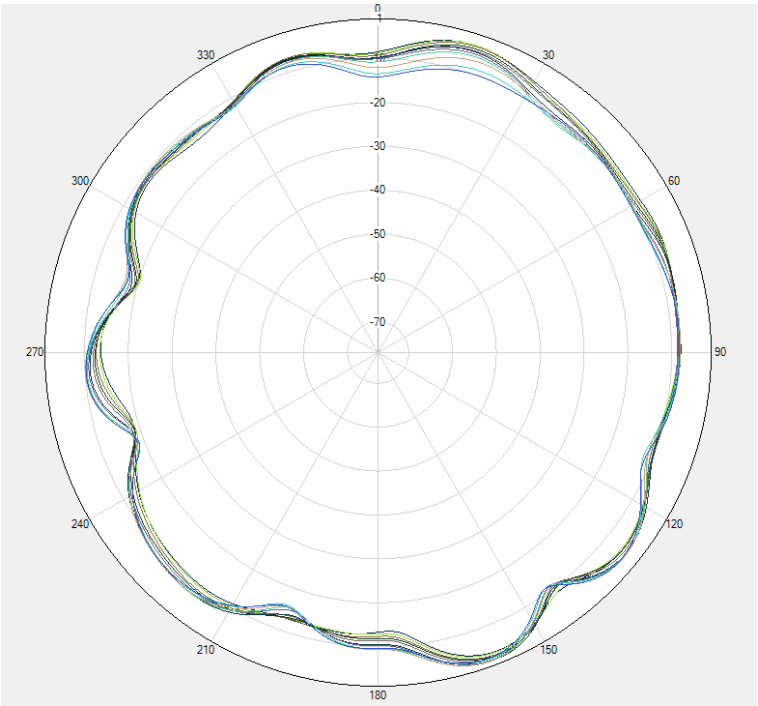

DCS1800/PCS1900/WCDMA B1/B2LTE B1/B2/B3/B4/B25/B66 Theta=90deg

※ Antenna Gain

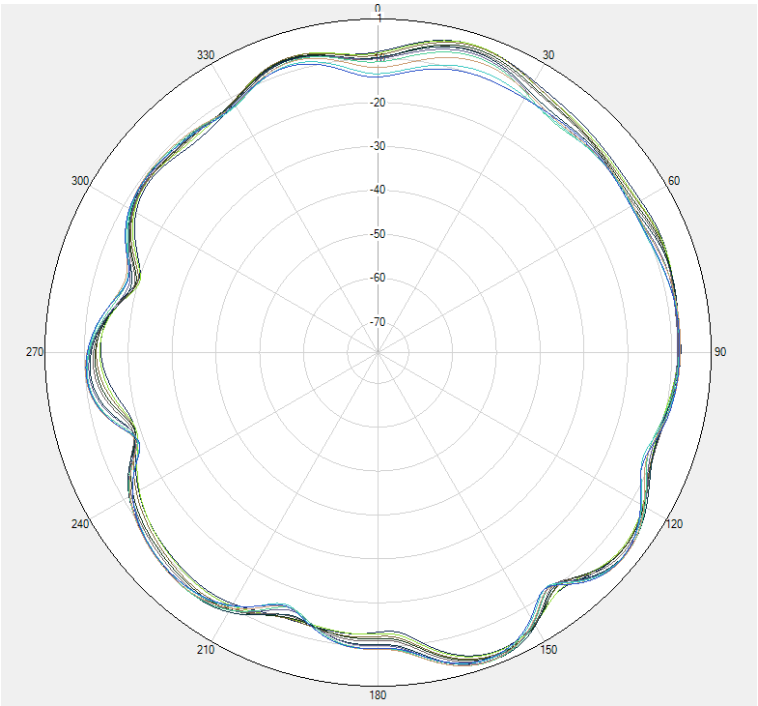

LTE B7/B38/41 Phi=0deg

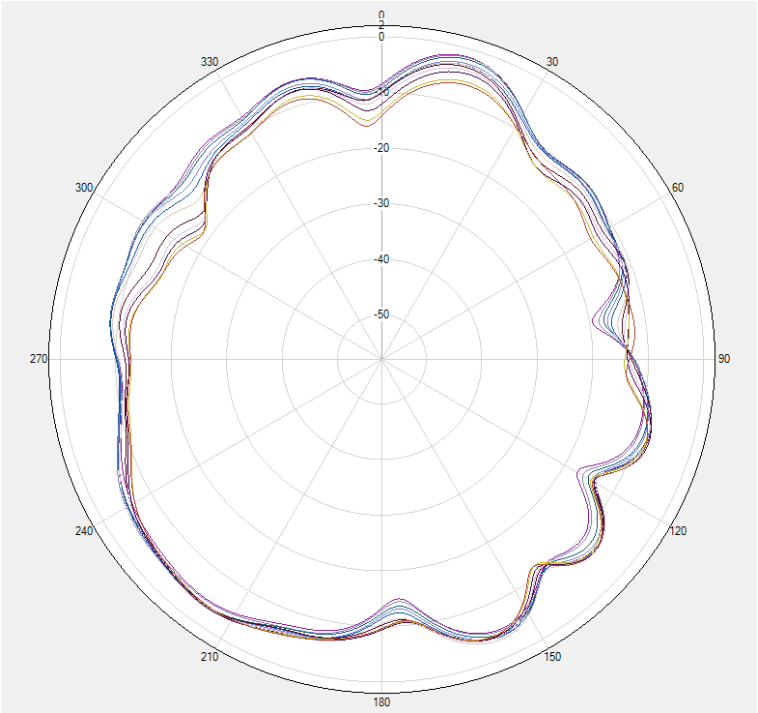

LTE B7/B38/41 Phi=90deg

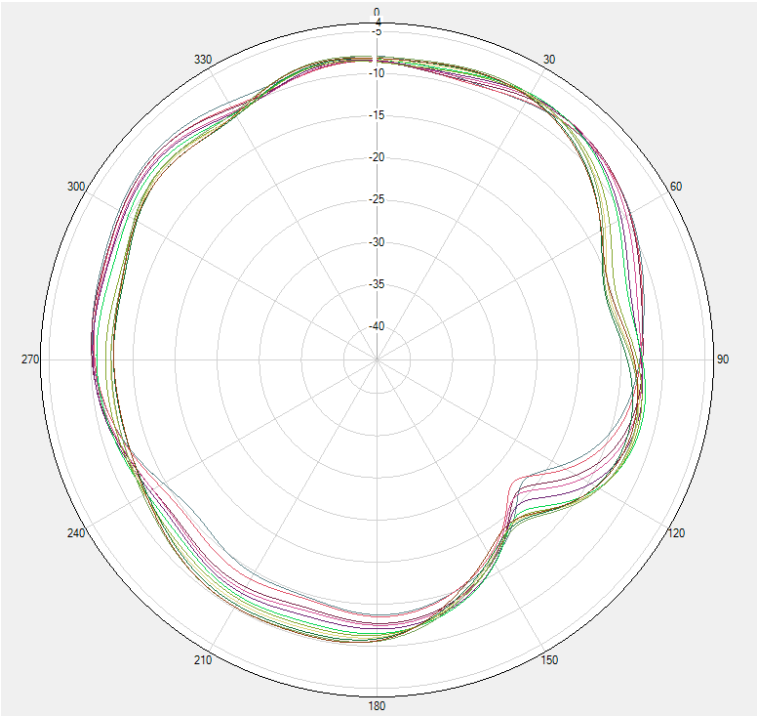

LTE B7/B38/41 Theta=90deg

※ Antenna Gain

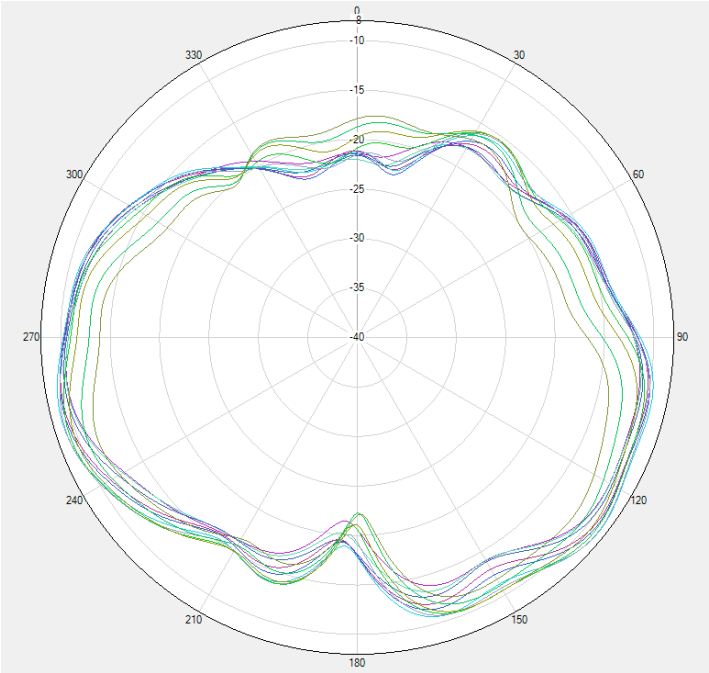

LTE B12/B13/B17/B28 Phi=0deg

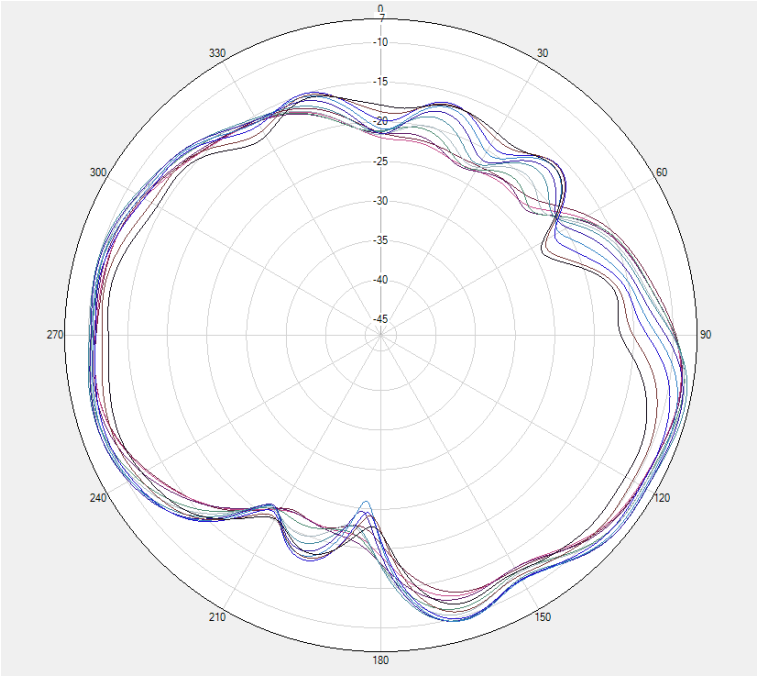


LTE B12/B13/B17/B28 Phi=90deg

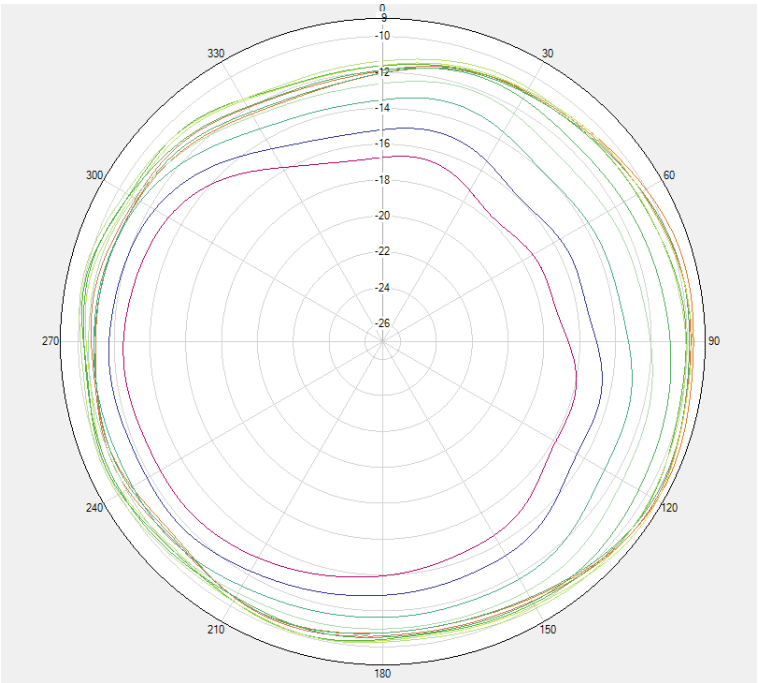


LTE B12/B13/B17/B28 Theta=90deg

ANT1

※

Main Antenna

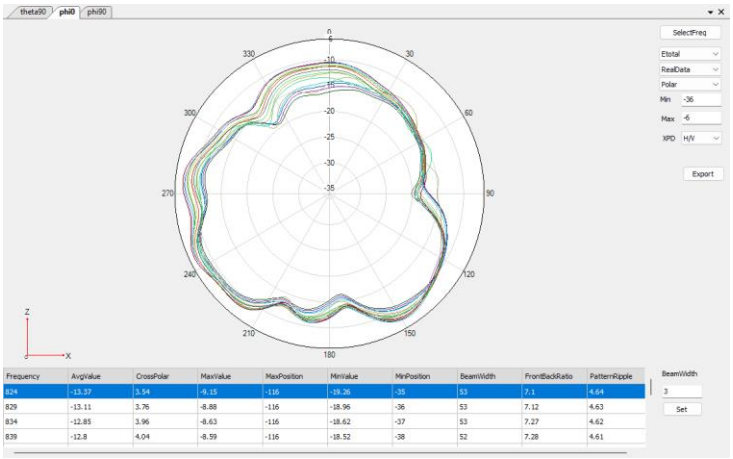


| Frequency | AvgValue | CrossPolar | MaxValue | MaxPosition | MinValue | MinPosition | BeamWidth | FrontBackRatio | PatternRipple |
|---|---|---|---|---|---|---|---|---|---|
| 824 | -13.37 | 3.54 | -9.15 | -116 | -19.26 | -35 | 53 | 7.1 | 4.64 |
| 829 | -13.11 | 3.76 | -8.88 | -116 | -18.96 | -36 | 53 | 7.12 | 4.63 |
| 834 | -12.85 | 3.96 | -8.63 | -116 | -18.62 | -37 | 53 | 7.27 | 4.62 |
| 839 | -12.8 | 4.04 | -8.59 | -116 | -18.52 | -38 | 52 | 7.28 | 4.61 |

WCDMA B5 / LTE B5/B20/B26 Phi=0deg

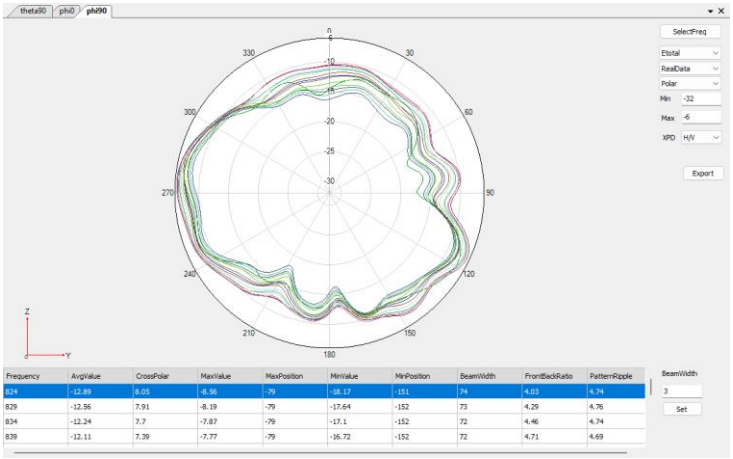


| Frequency | AvgValue | CrossPolar | MaxValue | MaxPosition | MinValue | MinPosition | BeamWidth | FrontBackRatio | PatternRipple |
|---|---|---|---|---|---|---|---|---|---|
| 824 | -12.89 | 8.05 | -8.56 | -79 | -18.17 | -151 | 74 | 4.03 | 4.74 |
| 829 | -12.56 | 7.91 | -8.19 | -79 | -17.64 | -152 | 73 | 4.29 | 4.76 |
| 834 | -12.24 | 7.7 | -7.87 | -79 | -17.1 | -152 | 72 | 4.46 | 4.74 |
| 839 | -12.11 | 7.39 | -7.77 | -79 | -16.72 | -152 | 72 | 4.71 | 4.69 |

WCDMA B5 / LTE B5/B20/B26 Phi=90deg

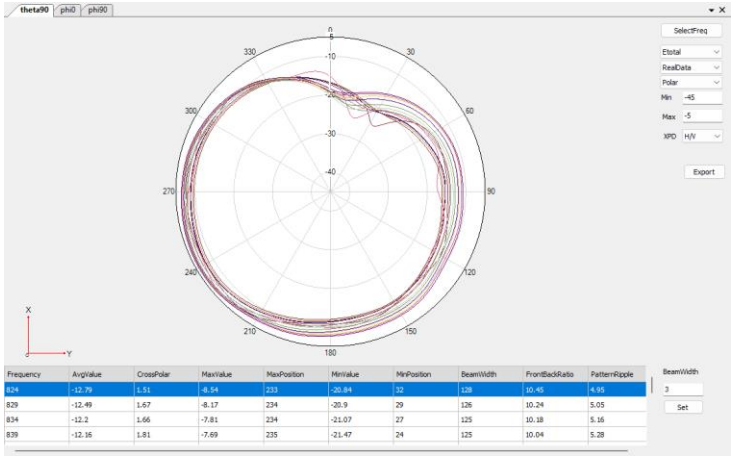


WCDMA B5 / LTE B5/B20/B26 Theta=90deg

※ Main Antenna

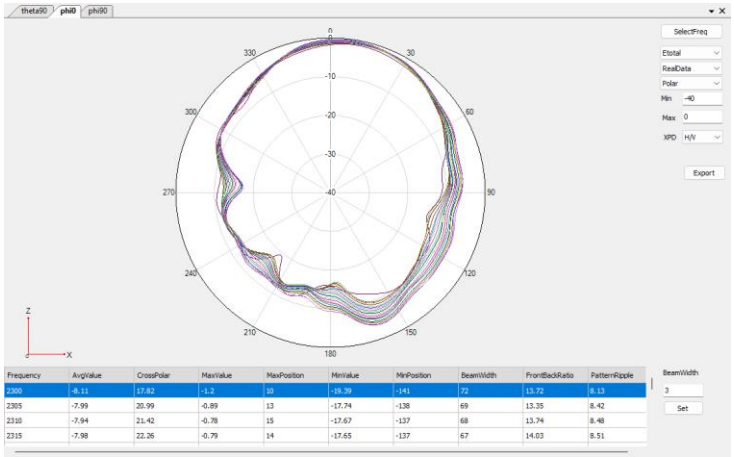


LTE B40 Phi=0deg

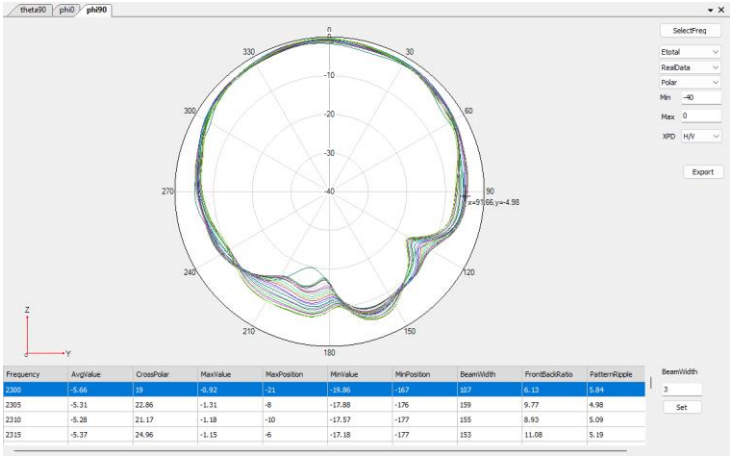


LTE B40 Phi=90deg

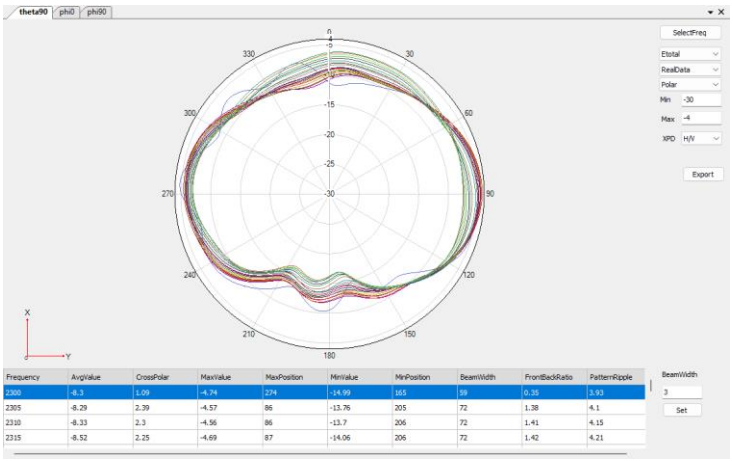


LTE B40 Theta=90deg

※ Antenna Gain

Main Antenna

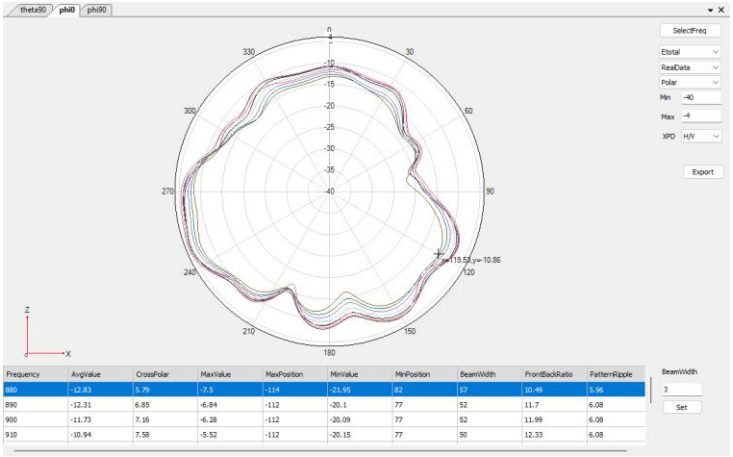


WCDMA B8 / LTE B8 Phi=0deg

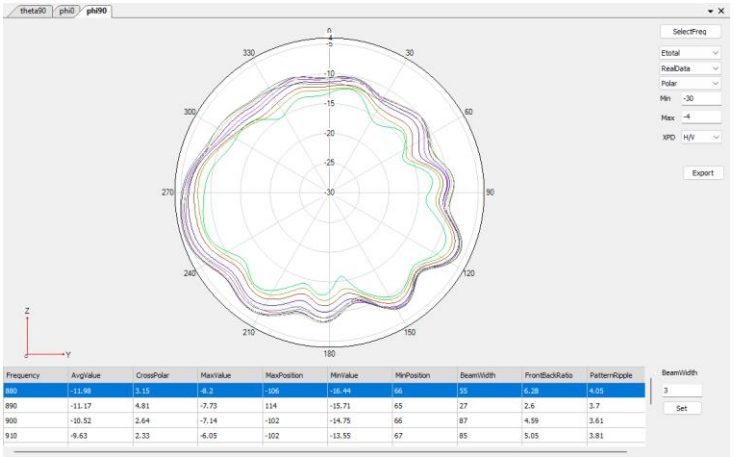


WCDMA B8 / LTE B8 Phi=90deg

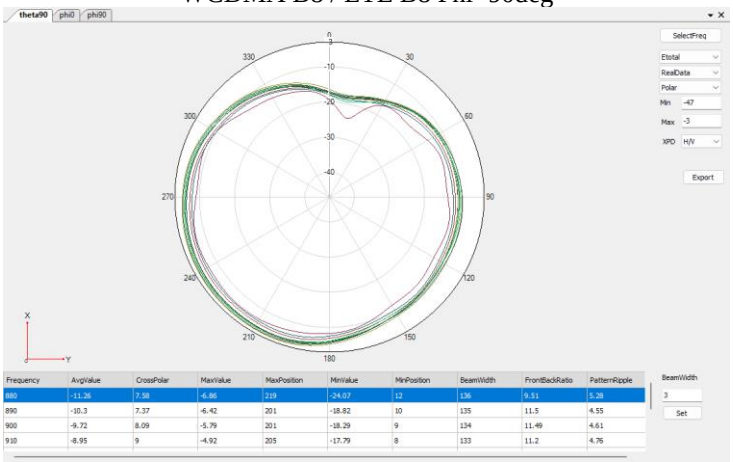


WCDMA B8 / LTE B8 Theta=90deg

※ Antenna Gain

Main Antenna

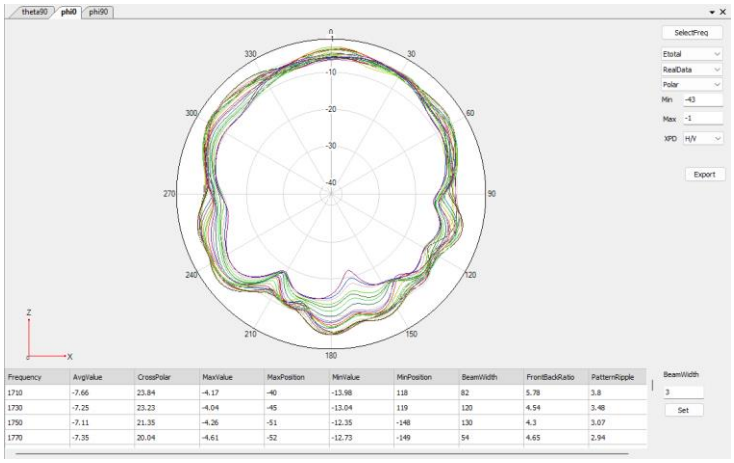


| Frequency | AvgValue | CrossPolar | MaxValue | MaxPosition | MinValue | MinPosition | BeamWidth | FrontBackRatio | PatternRipple |
|---|---|---|---|---|---|---|---|---|---|
| 1710 | -7.66 | 23.84 | -4.17 | -40 | -13.98 | 118 | 82 | 5.78 | 3.8 |
| 1730 | -7.25 | 23.23 | -4.04 | -45 | -13.04 | 119 | 120 | 4.54 | 3.48 |
| 1750 | -7.11 | 21.35 | -4.26 | -51 | -12.35 | -148 | 130 | 4.3 | 3.07 |
| 1770 | -7.35 | 20.04 | -4.61 | -52 | -12.73 | -149 | 54 | 4.65 | 2.94 |

WCDMA B1/B2LTE B1/B2/B3/B4/B25/B66 Phi=0deg

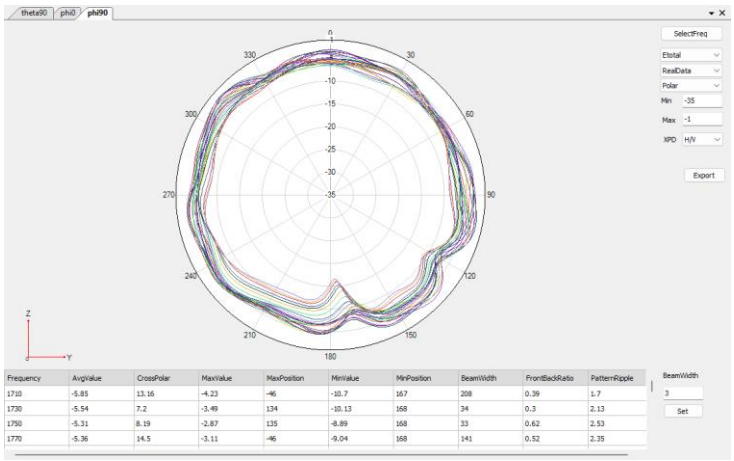


| Frequency | AvgValue | CrossPolar | MaxValue | MaxPosition | MinValue | MinPosition | BeamWidth | FrontBackRatio | PatternRipple |
|---|---|---|---|---|---|---|---|---|---|
| 1710 | -5.85 | 13.16 | -4.23 | -46 | -10.7 | 167 | 208 | 0.39 | 1.7 |
| 1730 | -5.54 | 7.2 | -3.49 | 134 | -10.13 | 168 | 34 | 0.3 | 2.13 |
| 1750 | -5.31 | 8.19 | -2.87 | 135 | -8.89 | 168 | 33 | 0.62 | 2.53 |
| 1770 | -5.36 | 14.5 | -3.11 | -46 | -9.04 | 168 | 141 | 0.52 | 2.35 |

WCDMA B1/B2LTE B1/B2/B3/B4/B25/B66 Phi=90deg

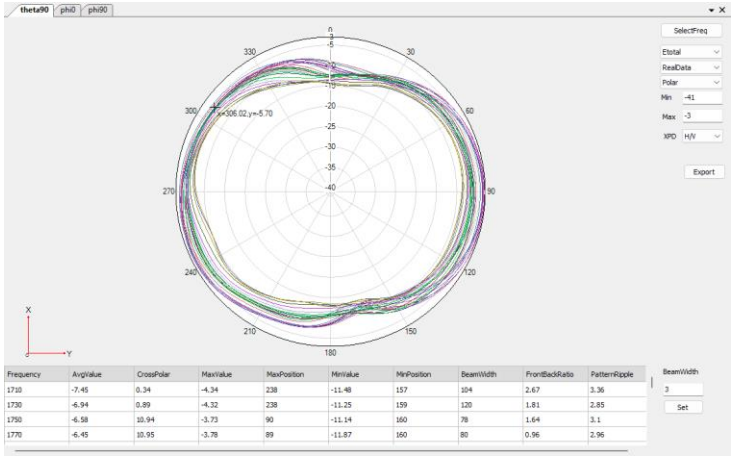


WCDMA B1/B2LTE B1/B2/B3/B4/B25/B66 Theta=90deg

※ Antenna Gain

Main Antenna

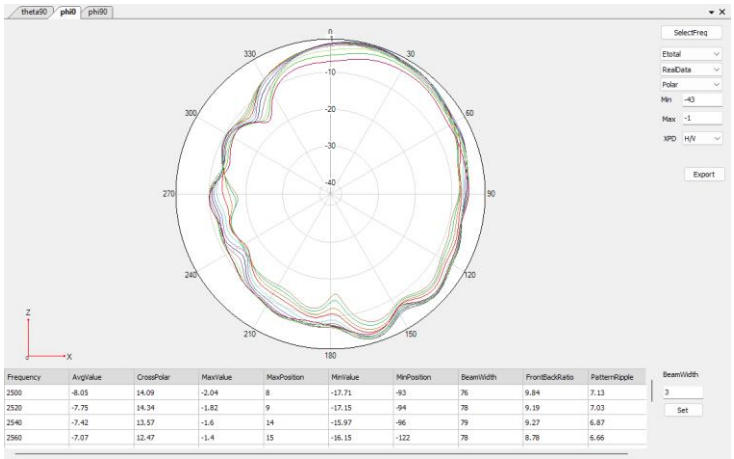


LTE B7/B38/41 Phi=0deg

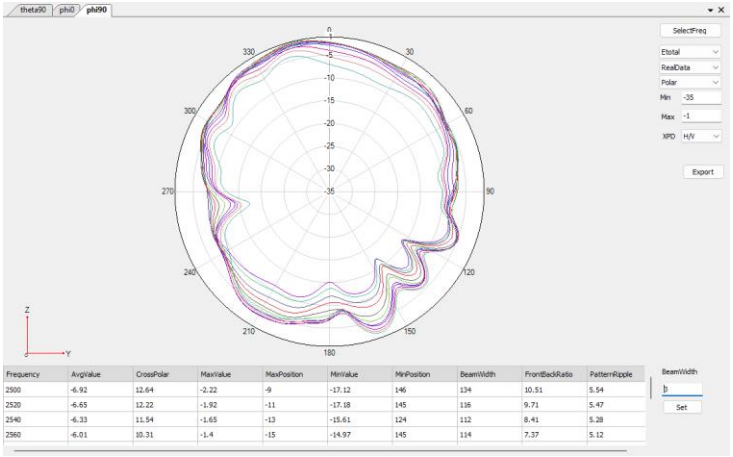


| Frequency | AvgValue | CrossPolar | MaxValue | MaxPosition | MinValue | MinPosition | BeamWidth | FrontBackRatio | PatternRipple |
|---|---|---|---|---|---|---|---|---|---|
| 2500 | -6.92 | 12.64 | -2.22 | -9 | -17.12 | 146 | 134 | 10.51 | 5.54 |
| 2520 | -6.65 | 12.22 | -1.92 | -11 | -17.18 | 145 | 116 | 9.71 | 5.47 |
| 2540 | -6.33 | 11.54 | -1.65 | -13 | -15.61 | 124 | 112 | 8.41 | 5.28 |
| 2560 | -6.01 | 10.31 | -1.4 | -15 | -14.97 | 145 | 114 | 7.37 | 5.12 |

LTE B7/B38/41 Phi=90deg

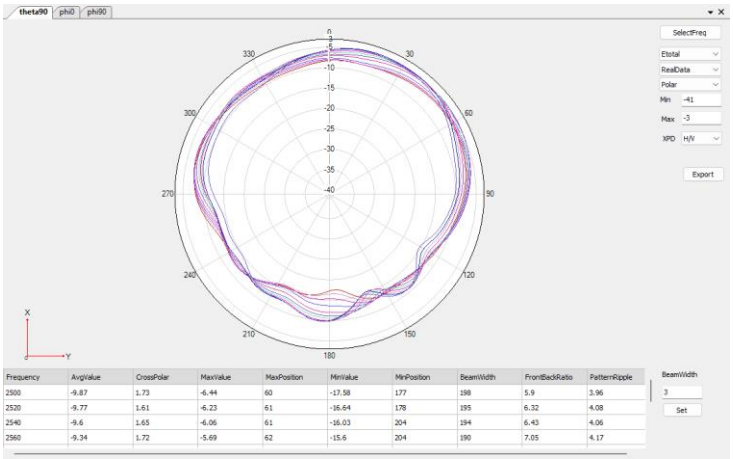


| Frequency | AvgValue | CrossPolar | MaxValue | MaxPosition | MinValue | MinPosition | BeamWidth | FrontBackRatio | PatternRipple |
|---|---|---|---|---|---|---|---|---|---|
| 2500 | -9.87 | 1.73 | -6.44 | 60 | -17.58 | 177 | 198 | 5.9 | 3.96 |
| 2520 | -9.77 | 1.61 | -6.23 | 61 | -16.64 | 178 | 195 | 6.32 | 4.08 |
| 2540 | -9.6 | 1.65 | -6.06 | 61 | -16.03 | 204 | 194 | 6.43 | 4.06 |
| 2560 | -9.34 | 1.72 | -5.69 | 62 | -15.6 | 204 | 190 | 7.05 | 4.17 |

LTE B7/B38/41 Theta=90deg

※ Antenna Gain

Main Antenna

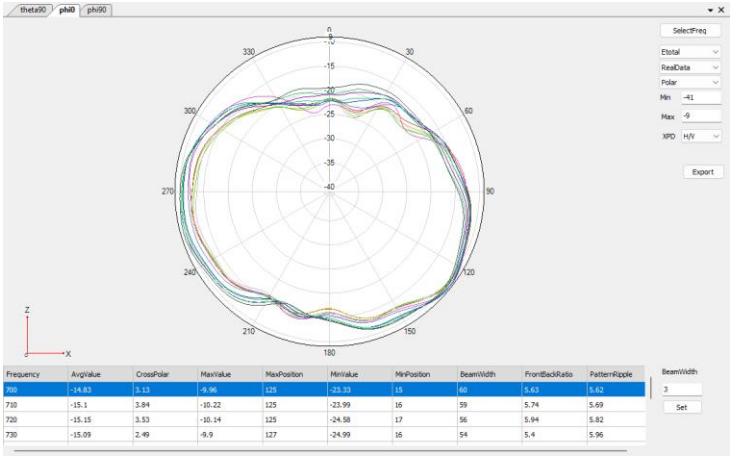


LTE B12/B13/B17/B28 Phi=0deg

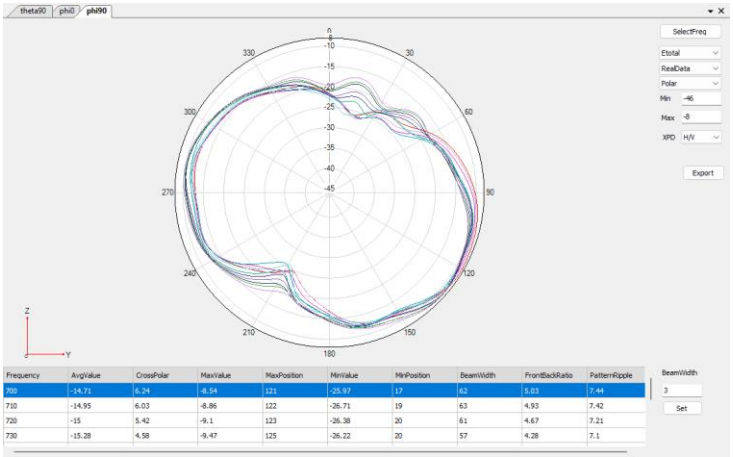


LTE B12/B13/B17/B28 Phi=90deg

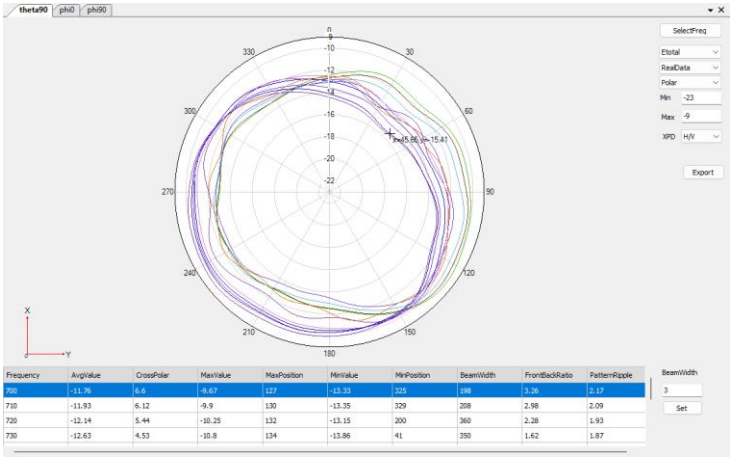


LTE B12/B13/B17/B28 Theta=90deg

| PREPARED BY | CHECKEDBY | APPROVAL BY | S.R.NO | |
|---|---|---|---|---|
| | Yuehua.sun | | DATE: | 2024/06 |