


## 8 PHOTOGRAPHS OF THE TEST CONFIGURATION

### CONDUCTED EMISSION TEST



#### Mode 1




## Mode 2



### Mode 3



## Mode 4









# **RADIATED EMISSION TEST**

## **Below 1GHz**



### **Mode 1**



## Mode 2





### Mode 3







## Mode 4









## Mode 5





## Above 1GHz Mode 1







### Mode 3



## Mode 4

