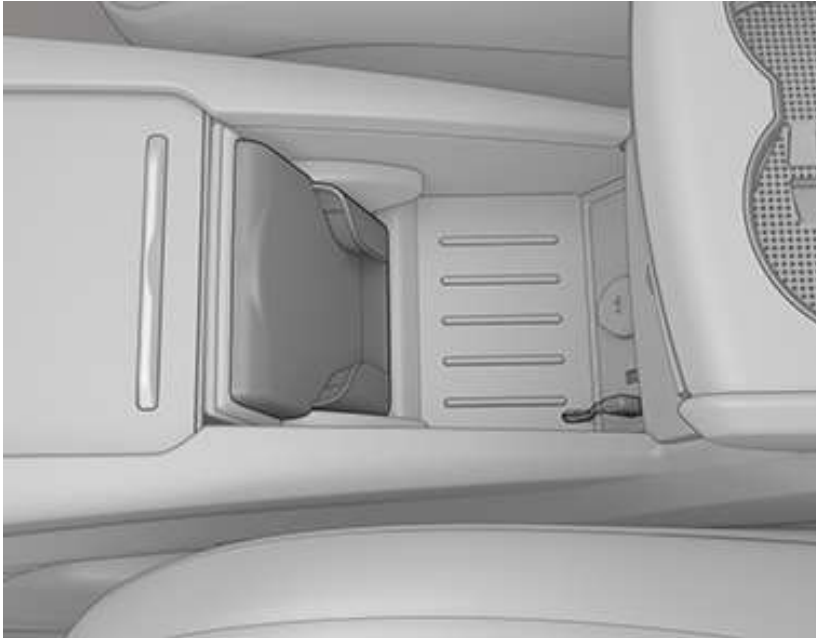


## Model S/X Wireless Charger

The Model S/X wireless phone charger can charge your Qi-enabled smartphone at up to 7.5W of power for Model S/X. Once installed, simply push on the center console rear bin lid to open and place your smartphone in the phone charger, which is located on the back of the bin cover. The wireless phone charger uses one of the front USB ports to charge.



## Installing Wireless Phone Charger

To install:

1. Open the rear bin storage area in the center console. This area is the storage portion closest to the cup holders, where the 12V power socket and USB ports are located.
2. Remove the rubber mat from the bottom of the console.
3. Lower the wireless phone charger onto the back of the console storage cover while open. You will hear a snap when it has secured tightly.
4. Locate the USB ports and insert the charger into either port.
5. Route the wire through the wiring indent and ensure the wire does not stick up.
6. Reinstall the plastic mat in the center console.
7. Place your smartphone into the wireless phone charger. It should fit snugly and will automatically start charging.

Model S/X will charge your smartphone only when the vehicle is powered on (i.e., the touchscreen is on, and you are in your vehicle). Your smartphone will not continue to charge if you leave it plugged in after exiting the vehicle. Model S/X will not charge your smartphone if the vehicle's battery is discharged.

**NOTE:** The wireless phone charger may not work if your phone case is too large or made of metal. Take the phone out of the case and place the phone on the charger.

## FCC and IC Certification

Component	Manufacturer	Model	Operating Frequency (KHz)	FCC ID	IC
Wireless charger	Tesla	WC1	127.7	2AEIM-WC1	20098-WC1

The devices listed above comply with Part 15 of the FCC rules and Industry Canada's license-exempt RSS Standard(s) and EU Directive 2014/53/EU.

Operation is subject to the following two conditions:

1. This device may not cause harmful interference; and
2. This device must accept any interference received, including interference that may cause undesired operation.

Le présent appareil est conforme aux CNR d'ISED applicables aux appareils radio exempts de licence. L'exploitation est autorisée aux deux conditions suivantes: (1) le dispositif ne doit pas produire de brouillage préjudiciable, et (2) ce dispositif doit accepter tout brouillage reçu, y compris un brouillage susceptible de provoquer un fonctionnement indésirable.

Changes or modifications not expressly approved by Tesla could void your authority to operate the equipment

### Note: Radiation Exposure Statement



The product comply with the FCC/IC RF Exposure for Low Power Consumer Wireless Power Transfer. RF exposure limit set forth for an uncontrolled environment and are safe for intended operation as described in this manual. The further RF exposure that compliance was demonstrated at 20cm and greater separation from the user body or set the device to lower output power if such function is available.

### Déclaration d'exposition aux radiations:

Le produit est conforme à l'exposition RF IC pour le transfert de puissance sans fil de consommateurs de faible puissance. La limite d'exposition RF fixée pour un environnement non contrôlé est sans danger pour le fonctionnement prévu tel que décrit dans ce manuel. L'exposition RF supplémentaire que la conformité a été démontrée à 20cm et plus de séparation du corps de l'utilisateur ou de mettre l'appareil à la puissance de sortie inférieure si une telle fonction est disponible.

Canada

CAN ICES-3 (B)/NMB-3(B)

-  **Caution:** This equipment and its antennas must not be co-located or operated with another antenna or transmitter.
-  **Caution:** This equipment has been tested and found to comply with the limits for a Class B digital device, pursuant to Part 15 of the FCC Rules. These limits are designed to provide reasonable protection against harmful interference in a residential installation. This equipment generates,

uses and can radiate radio frequency energy and, if not installed and used in accordance with the instructions, may cause harmful interference to radio communications. However, there is no guarantee that interference will not occur in a particular installation. If this equipment does cause harmful interference to radio or television reception, which can be determined by turning the equipment off and on, the user is encouraged to try to correct the interference by one of the following measures:

- Reorient or relocate the receiving antenna.
- Increase the separation between the equipment and receiver.
- Connect the equipment into an outlet on a circuit different from that to which the receiver is connected.
- Consult the dealer or an experienced radio/TV technician for help.

#### EU Declaration of Conformity

Hereby, Tesla Motors, Inc. , declares that the radio equipment Wireless Charging, WC1, is in compliance with Directive 2014/53/EU.

The full test of the EUT declaration of conformity is available at the following.

Caution: Any changes or modifications not expressly approved by the party responsible for compliance could void the user's authority to operate this equipment.

Radiation Exposure Statement: This equipment complies with radiation exposure limits set forth for an uncontrolled environment. This equipment should be

installed and operated with a minimum distance of 20 cm between the radiator and your body.

Frequency band in which the radio equipment operates: 127.7 kHz

Maximum power transmitted: < 0.01mW

#### Mexico

La Operación de Este Equipo no está Sujeta a las dos condiciones siguientes:

Es Posible Que Este Equipo o Dispositivo no causar interferencia perjudicial.

Este Equipo o Dispositivo debe Aceptar Cualquier interferencia. Incluyendo La Que Pueda causar do Operación no Deseada.

Model name: Wireless Phone Charger

Manufacturer: Tesla, Inc.

Model Number: WC1

Max. output: 7.5W

Input: 5V 3.5A