80mm

80mm

HAYLOU

HAYLOU Earhook 1

定向传导开放式耳机

使用说明书

产品介绍

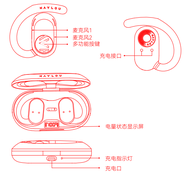

佩戴耳机

拿出耳机，区分好左/右；
按最贴合佩戴。

将耳机从耳壳套入，调整耳机达到最佳佩戴状态。

充电

放入充电线可同时给耳机和充电盒充电。
显示屏显示当前电量10s，充电指示灯常亮，充满后熄灭。

温馨提示：
充电盒电量耗尽后，无指示灯，不能给耳机充电。

首次开机使用，请先全除左右耳耳机充电触点处的隔离膜，将充电盒及耳机充满电。

开机

耳机在充电盒内，取出耳机自动开机。

关机

放入充电盒中，耳机自动关机。

连接配对

同时将两只耳机从充电盒取出，打开设备蓝牙搜索“**HAYLOU Earhook 1**”并点击完成连接。
如果连接失败，将耳机放回充电盒，重复上述操作。首次连接后，耳机开机可自动回连上一次配对设备（蓝牙需开启）。

单耳/双耳自由切换：两只耳机连接成功后即为双耳连接，将任一耳机放回充电盒关机，另一只耳机进入单耳模式，重新取出即可自动恢复双耳模式。

一拖二连接：耳机开机配对连接上【设备A】：在【设备A】上主动断开蓝牙，进入配对模式，与【设备B】配对连接上；在【设备A】上，选择与耳机进行蓝牙连接。

功能说明

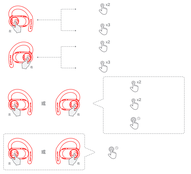

耳机重置：

1. 将两只耳机取出充电盒开机，未连接设备状态；
2. 两只耳机同时长按10s佩戴耳机与手机的配对记录后与关机；
3. 复位后将耳机放入充电盒后再取出；
4. 按配对步骤，重新完成蓝牙连接即可。

- 若操作不成功，请重复以上步骤，或恢复首厂默认状态，联系商服，查看复位操作视频。

常见异常：

1. 耳机一边有声一边无声：
   尝试将无声的耳机放入充电盒再取出；
   以上步骤操作后还无法解决，尝试重置步骤；
2. 耳机无法充电：
   检查充电盒电量是否充足；
   用干布擦拭耳机金属触点处充电接触部位；
3. 耳机无法配对连接设备：
   检查充电盒电量是否充足，没电会导致耳机无法关机，无法和手机断开连接。

包装内容物

耳机、充电盒、充电线、说明书。

产品参数

产品型号：OW02

耳机基本参数
通讯距离：10M（无障碍空旷环境）
电池容量：60mAh（单耳）
充电时间：约1.5小时
续航时间：约8小时
输入参数：5V ⎓ 100mA
电池类型：锂离子聚合物

充电盒基本参数
输入参数：5V ⎓ 500mA
输出参数：5V ⎓ 200mA
充电时间：约2.5小时
电池容量：600mAh
电池类型：锂离子聚合物

以上数据来源于理声实验室，实际使用受环境、操作、信号等因素影响。

日常维护

请勿戴耳机洗澡、淋雨、放入洗衣机及在异常温度情况等极端环境使用。每次正常使用后，请用干布等工具擦干耳机上的汗计或者雨水，可以有效延长耳机的使用时长。

注意事项

警告

1. 请勿以任何理由拆开、维修或改装耳机，否则可能会导致起火甚至彻底损坏本产品。
2. 请勿将设备置于温度过低或过高（们℃以下或45℃以上）的环境下。
3. 使用产品每次打时，请避开儿童或动物的眼睛。
4. 请勿将重量大气？使用本产品，重量可导致设备工作异常，并增加触电的危险。
5. 请勿使用易燃或其他腐发性液体擦拭本产品。
6. 请勿将本产品与液体接触。

注意

1. 使用产品前请仔细阅读本使用说明书并请妥善保管。
2. 首次使用时，请先将本产品充满电。
3. 如果产品长期闲置过2个星期不用，请对其充电。
4. 必须选择正规厂家生产且经过国家CCC认证的充电器。
5. 长时间连续使用耳机有损听力，请合理控制使用时间及音量。
6. 使用耳机会降低对外界声音的感知力，请不要在可能威胁到安全的环境中使用耳机。

产品中有害物质的名称及含量

部件名称	有害物质					
	铅 (Pb)	汞 (Hg)	镉 (Cd)	六价铬 (Cr(VI))	多溴联苯 (PBB)	多溴二苯醚 (PBDE)
耳机主体	O	O	O	O	O	O
电 池	O	O	O	O	O	O
充 电 盒	O	O	O	O	O	O
充 电 线	O	O	O	O	O	O

本表格依据SJ/T 11364的规定编制。
O：表示该有害物质在该部件所有均质材料中的含量均在GB/T 26572规定的限量要求以下。
X：表示该有害物质至少在该部件的某一均质材料中的含量超出GB/T 26572规定的限量要求。

Haylou蓝牙耳机售后服务

Haylou蓝牙耳机实施来承诺产品保证（《中华人民共和国消费者权益保护法》、《中华人民共和国产品质量法》五行售后三包服务，服务内容如下：
在三包有效期内，您可凭购物凭证依照本规定享受免费的修理、更换、退货的权利。

1. 自您购买之日起7日内，本产品出现故障，经由Haylou售后服务中心确定为产品质量问题，可享受修理、更换、退货的服务。
2. 自您购买之日15日内，本产品出现故障，经由Haylou售后服务中心确定为产品质量问题，可享受修理或更换的服务。
3. 自您购买之日起12个月内，本产品出现故障，经由Haylou售后服务中心确定为产品质量问题，可享受修理的服务。

HAYLOU Earhook 1 性能故障表

名称	性能故障
蓝牙耳机	1. 使用过程中听不到声音。 2. 通话过程中，对方听不到声音。 3. 无法充电。

非保修条例

1. 使用造成的正常磨损部件如：刮痕，颜色改变。
   因接触化学试剂，接触父母物体，掉落所造等人为导致损坏。
2. 未经授权的修理、滚筒、碰撞、疲劳、盗用、进液、暴露、改动、不正确的使用及本产品配件丢失等，造成有损，防伪标记。
3. 已超过三包有效期。
4. 因不可抗力造成的损坏。
5. 不符合《性能故障表》所列性能故障的情况。
6. 因人为原因导致本产品及其配件产生无产品性能故障则 所列性能故障。

说明书中的产品、配件、用户界面等插图均为示意图，仅供参考。由于产品的更新和升级，产品实物与示意图可能略有差异，请以实物为准。

HaylOu Sound APP

扫描下载HaylOu Sound APP体验

若有售后服务需求,请联系HaylOu客服

制造商：东莞市猎声电子科技有限公司
制造商地址：广东省东莞市虎门镇
（南门大道156号10073室
网址：www.haylou.com
客服电话：4008-555-083

更多精彩内容
HaylOu 微信公众号

HAYLOU

HAYLOU Earhook 1

Directional Conduction Open Earphones

User Manual

Overview

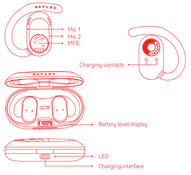

How to Wear

Take out the earphones and distinguish between left and right earphones; Put on the earphone around the ear.

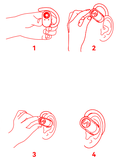

Slide the earhook behind the ear and adjust to the most comfortable state.

How to Charge

Plug in the charging cable to charge the earphones and charging case at the same time.
The display shows the current battery level for 10s; the indicator stays steady on during charging and goes out after the case is fully charged.
Warm tips:
When the charging case is out of power, there will be no indicator and the earphones can't be charged.

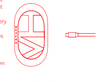

For first time use, please remove the isolation film on the charging contacts of both earphones.
Then fully charge the charging case and earphones.

Power-on

Take the earphones out from the charging case, they will automatically power on.

Power-off

Put the earphones back into the charging case, they will automatically power off.

How to Connect

Take out both earphones from the charging case at the same time. Turn on device Bluetooth and search for “**HAYLOU Earhook 1**”, then click to connect.
If connection fails, put earphones back into the case and try again. After connection, earphones will automatically re-connect to the last-paired device whenever powering on (Bluetooth needs to be turned on).

Switch between mono and stereo mode: Pick up two earphones to auto enter stereo mode and push one back to enter mono mode. Or you can pick it up again to resume stereo mode.
Dual-device connection: Turn on the earbuds and connect them to Device A. Turn off Bluetooth on Device A, the earbuds enter pairing mode and connect to Device B. Then select Bluetooth connection with the earbuds on Device A.

How to Use

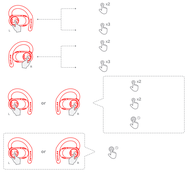

Restore Factory Settings

1. The earphones are powered on and not connected to the device;
2. Press and hold both earphones for 10s to clear the pairing records between the earphones and the phone; Then the earphones will power off after 1s;
3. After resetting, put the earphones into the charging case and close the lid, then open the lid and take them out again;
4. Follow the pairing steps to complete Bluetooth connection.

- If the operation fails, please repeat the above steps; or log into the official store, contact customer service to view the reset operation video.

Common abnormals:

1. One of the earphones is mute:
   Try to put the mute earphone into the charging case and then take it out. If the problem is still not solved after the above operation, try the reset steps;
2. The earphones cannot be charged:
   Check whether the charging case has sufficient power; Wipe the charging contacts with a dry cloth or cotton swab;
3. The earphone cannot automatically disconnect from the mobile phone:
   Check whether the charging case has sufficient power. The earphones will not power off if the case is out of power and will not disconnect from the mobile phone.

Package List

Earphones, charging case, charging cable, user manual.

Product Parameter

Product model: OW02

Basic Parameters (earphones)
Operation range: 10m (open space with no obstacle)
Battery capacity: 60mAh (single earphone)
Charging time: approx. 1.5hr
Playback time: approx. 8hr
Input parameter: 5V ⎓ 100mA
Battery type: li-ion polymer

Basic Parameters (charging case)
Input parameter: 5V ⎓ 500mA
Output parameter: 5V ⎓ 200mA
Charging time: approx. 2.5hr
Battery capacity: 600mAh
Battery type: li-ion polymer

The above data comes from Liesheng Lab, and the actual usage is affected by factors such as environment, operation and signal.

Caveats

Warning

1. Do not disassemble, repair or modify the product for any reason, as this may cause fire or even completely destroy the product.
2. Do not expose the product to environments where the temperature is too low or too high (below 0℃ or above 45℃).
3. Keep the indicators away from the eyes of children and animals while using the earbuds.
4. Do not use this product during thunderstorms.
   Thunderstorms may cause the product to malfunction and increase the risk of electric shocks.
5. Do not wipe and clean the earphones or their case with alcohol or other volatile liquids.
6. Avoid any contact with liquids.

Note

1. Please read this user manual carefully before using the product and please properly store it.
2. When using for the first time, please fully charge this product.
3. Please charge the product, in case it has not been used over two weeks.
4. Please use certificated charger.
5. Continuous use of earphones for a long time is harmful to hearing, please control the use time and volume reasonably.
6. Do not wear earphones in any situations with potential risks as wearing them may reduce your perception to the outside world.

FCC Requirement

Any Changes or modifications not expressly approved by the party responsible for compliance could void the user's authority to operate the equipment. This device complies with part 15 of the FCC Rules. Operation is subject to the following two conditions:
(1) This device may not cause harmful interference, and
(2) this device must accept any interference received, including interference that may cause undesired operation.
Note: This equipment has been tested and found to comply with the limits for a Class B digital device, pursuant to part 15 of the FCC Rules. These limits are designed to provide reasonable protection against harmful interference in a residential installation. This equipment generates uses and can radiate radio frequency energy and, if not installed and used in accordance with the instructions, may cause harmful interference to radio communications. However, there is no guarantee that interference will not occur in a particular installation. If this equipment does cause harmful interference to radio or television reception, which can be determined by turning the equipment off and on, the user is encouraged to try to correct the interference by one or more of the following measures:
-Reorient or relocate the receiving antenna.
-Increase the separation between the equipment and receiver.
-Connect the equipment into an outlet on a circuit different from that to which the receiver is connected.
-Consult the dealer or an experienced radio/TV technician for help.
This transmitter must not be co-located or operating in conjunction with any other antenna or transmitter. Device has been evaluated to meet general RF exposure requirement. The device can be used in portable exposure condition without restriction.

Warranty Period

12 months after you purchase this item.
(or you may inquire your local shopper for more details.)

Free Service

Supposing any defects caused by quality issues occur within the warranty period, please take this warranty card and purchase receipts to your distributor for free exchange service.

Free exchange service will not be accessed under following circumstances:
1. Damages caused by unauthorized disassembly.
2. Defects or physical damages caused by leaking or dropping off.
3. Damages caused by act of God.
   Supposing your item is within any damages or defects except the above circumstances, please return to us or your distributor for free repairing.

Haylou Sound APP

Please download Haylou Sound APP to experience more

FCC ID:2AHQG-OW02L
FCC ID:2AHQG-OW02R

Manufacturer: Dongguan Liesheng Electronic Co., Ltd.
Address: Room 10073, No.156, Humen Avenue, Humen Town, Dongguan City, Guangdong Province, China
Web: www.haylou.com

项目： OW02
品名：中英文说明书
料号：
版本：B

更新日志：

图档识别

裁切线
压痕线
标注线

图档比例：1：1

技术要求

1. 尺寸：80x80mm
2.材质：100g书写纸
3.印刷：专色印刷
4.工艺：风琴折+对折
5.公差：±1mm
6.备注：英文为首页

PANTONE 430C

注：所有材料必须符合ROHS规定.

资料确认

品牌： 电子：
市场： 品质：
软件： 包装：

HAYLOU
嘿，听我的！

东莞市猎声电子科技有限公司
Dongguan Liesheng Electronic Co., Ltd.