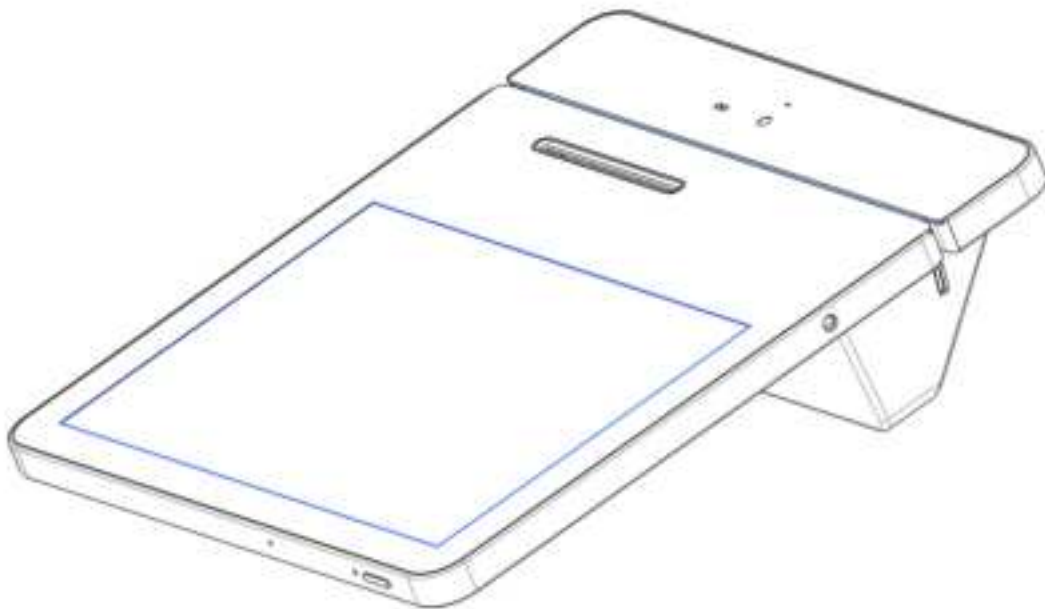


A3700 Smart Payment Tablet



PAX Technology Limited

Product name : A3700 Smart Payment Tablet

Model: A3700

1. Checklist

Congratulations on receiving your PAX Technology payment terminal. We do hope you enjoy it!

The box you have just opened should contain the following items:

1 x PAX A3700 Smart Payment Tablet

1 x AC Power Adapter

1 x Product Manual

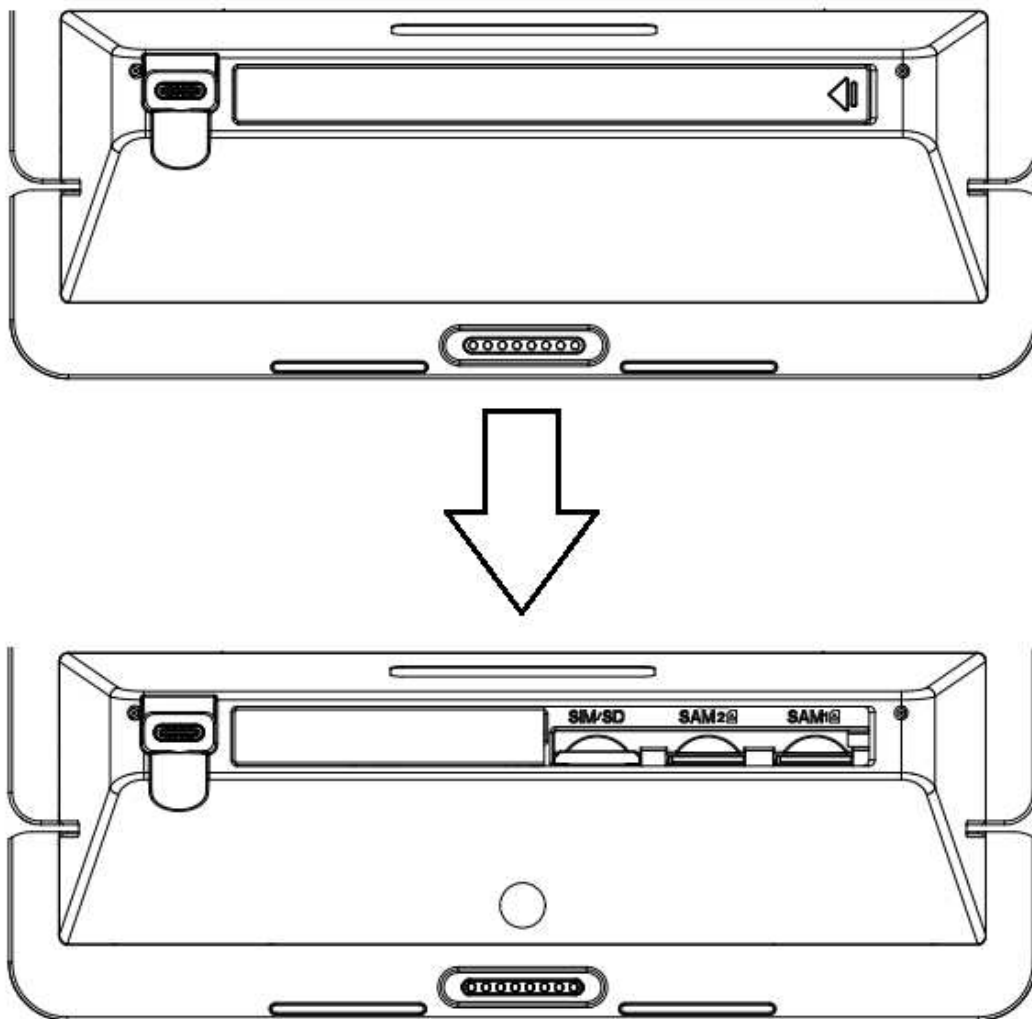
1 x Cable

2. Installation

SAM/SIM/microSD Card:


Uncover the silicone strip (On the back of the terminal).


Insert the SAM/SIM card to the corresponding card slot.



3. Instructions

a) Power On/Off

Power on: Press the side ON/OFF button  two seconds until LCD backlight light, the terminal turns on successfully.

Power off: Press the side ON/OFF button  two seconds until the shutdown menu pops up, click “Power off” to shut down the terminal

b) Magnetic Stripe Card

Place the magnetic strip end of the magnetic card toward the device and swipe the card smoothly in the magnetic reader slot.(Support double-sided & bi-directional swiping)

c) IC Card

Insert the chip side of the IC card into the IC card slot and to bottom(Support double-sided cards)

d) Contactless Card

Place the contactless card in the sensor area next to the IC card slot

4. General Usage Tips

a) Avoid placing this product in direct sunlight for extended periods, nor in environments with excessively high temperature, moisture or dust.

b) Only qualified personnel should repair this product.

c) Before using cards in the chip reader, please ensure it is free from any foreign objects.

d) Working environment:

Temperature range:0°C ~ 45°C; Humidity range10% ~ 93% (non-condensation)

Storage environment:

Temperature range:-20°C ~ 70°C; Humidity range :10% ~ 93% (non-condensation)

f)The adaptor with short circuit protection function

5. Battery Usage Tips

WARNING:

a) The terminal is equipped with a non-removable built-in battery.

Do not replace the battery by yourself to avoid damaging the battery or the terminal.

b) Do not use the battery in direct sunlight or smoky and dusty environments.

c) Do not strike, squeeze or step on the battery, nor throw it into liquid or fire.

d) Any product warranty is only valid if batteries supplied by PAX Technology Limited are used.

e) Charging time should not exceed 24 hours. Over-charging or over-discharging may damage the battery.

f) If the product is not being used for an extended period, whether in storage or otherwise, make sure to recharge the battery at least every 6 months.

h) PAX Technology Limited advises that best-practice is to replace batteries every 2 years.

i) Dispose of batteries in a responsible manner

6. Warning

FCC compliance statement

This device complies with Part 15 of the FCC Rules. Operation is subject to the following two conditions: (1) this device may not cause harmful interference, and (2) this device must accept any interference received, including interference that may cause undesired operation.

changes or modifications not expressly approved by the party responsible for compliance could void the user's authority to operate the equipment.

This equipment has been tested and found to comply with the limits for a Class B digital device, pursuant to Part 15 of the FCC Rules. These limits are designed to provide reasonable protection against harmful interference in a residential installation. This equipment generates, uses and can radiate radio frequency energy and, if not installed and used in accordance with the instructions, may cause harmful interference to radio communications. However, there is no guarantee that interference will not occur in a particular installation.

If this equipment does cause harmful interference to radio or television reception, which can be determined by turning the equipment off and on, the user is encouraged to try to correct the interference by one or more of the following measures:

- Reorient or relocate the receiving antenna.
- Increase the separation between the equipment and receiver.
- Connect the equipment into an outlet on a circuit different from that to which the receiver is connected.
- Consult the dealer or an experienced radio/TV technician for help.

FCC SAR statement

This equipment complies with FCC radiation exposure limits set forth for an uncontrolled environment. End user must follow the specific operating instructions for satisfying RF exposure compliance. This transmitter must not be co-located or operating in conjunction with any other antenna or transmitter.

The portable device is designed to meet the requirements for exposure to radio waves established by the Federal Communications Commission (USA). These requirements set a SAR limit of 4W/kg averaged over ten gram of tissue. The highest SAR value reported under this standard during product certification for use when properly hold on the extremity.

ISED compliance statement

This device contains licence-exempt transmitter(s)/receiver(s) that comply with Innovation, Science and Economic Development Canada's licence-exempt RSS(s). Operation is subject to the following two conditions:

- (1) This device may not cause interference.
- (2) This device must accept any interference, including interference that may cause undesired operation of the device.

L'émetteur/récepteur exempt de licence contenu dans le présent appareil est conforme aux CNR d'Innovation, Sciences et Développement économique Canada applicables aux appareils radio exempts de licence.

L'exploitation est autorisée aux deux conditions suivantes :

- (1) L'appareil ne doit pas produire de brouillage;
- (2) L'appareil doit accepter tout brouillage radioélectrique subi, même si le brouillage est susceptible d'en compromettre le fonctionnement.

ISED 5G Wi-Fi statement

The user manual for LE-LAN devices shall contain instructions related to the restrictions mentioned in the above sections, namely that:

- i. the device for operation in the band 5150–5250 MHz is only for indoor use to reduce the potential for harmful interference to co-channel mobile satellite systems;
 - ii. where applicable, antenna type(s), antenna models(s), and worst-case tilt angle(s) necessary to remain compliant with the e.i.r.p. elevation mask requirement set forth in section 6.2.2.3 shall be clearly indicated.
- i. le dispositif utilisé dans la bande 5150-5250 MHz est réservé à une utilisation en intérieur afin de réduire le risque de brouillage préjudiciable aux systèmes mobiles par satellite dans le même canal;

- ii. le cas échéant, le (s) type (s) d'antenne, le (s) modèle (s) d'antenne et l'angle (s) d'inclinaison le plus défavorable nécessaire (s) pour rester conforme (e) au p.e. L'exigence relative au masque d'élévation énoncée à la section 6.2.2.3 doit être clairement indiquée.

IC SAR statement

This equipment complies with ISED radiation exposure limits set forth for an uncontrolled environment. End user must follow the specific operating instructions for satisfying RF exposure compliance. This transmitter must not be co-located or operating in conjunction with any other antenna or transmitter.

The portable device is designed to meet the requirements for exposure to radio waves established by the ISED. These requirements set a SAR limit of 4 W/kg averaged over ten gram of tissue. The highest SAR value reported under this standard during product certification for use when properly hold on the extremity.

L'équipement est conforme aux limites d'exposition aux rayonnements de l'IED pour les environnements non contrôlés. L'utilisateur final doit se conformer à des instructions d'exploitation spécifiques afin de respecter la conformité à l'exposition aux radiofréquences. Cet émetteur ne doit pas être au même endroit ni fonctionner en collaboration avec une autre antenne ou un autre émetteur.

L'équipement portatif est conçu pour répondre aux exigences d'exposition aux ondes radio établies par l'IED. Ces exigences fixent une limite SAR de 4 W / kg en moyenne pour 10 g de tissu. La valeur SAR la plus élevée rapportée conformément à la présente norme au cours du processus de certification du produit, lorsque l'extrémité est correctement tenue.

7. Icons



Dispose in a professional recycling manner



Class II equipment



For indoor use only



Energy efficiency marking



AC voltage



DC voltage



microSD logo

Trademark notice:

“microSD logo is a trademark of SD-3C LLC.”