



17. TEST PHOTOGRAPHS

See following Attached Pages for setup photographs.

FCC ID: ZNFK300AM	 PCTEST	HAC (RF EMISSIONS) TEST REPORT	 LG	Approved by: Quality Manager
Filename: 1M2001200008-08-R1.ZNF	Test Dates: 01/27/2020 - 01/30/2020	DUT Type: Portable Handset	Page 56 of 58	

© 2020 PCTEST

REV 3.5.M

1/16/2020

© 2020 PCTEST All rights reserved. Unless otherwise specified, no part of this report may be reproduced or utilized in any part, form or by any means, electronic or mechanical, including photocopying and microfilm, without permission in writing from PCTEST. If you have any questions about this international copyright or have an enquiry about obtaining additional rights to this report or assembly of contents thereof, please contact INFO@PCTEST.COM.




Figure 17-1
Ear Reference Point HAC Phantom Alignment






Figure 17-2
HAC Phantom Plane Alignment

FCC ID: ZNFK300AM	 PCTEST	HAC (RF EMISSIONS) TEST REPORT	 LG	Approved by: Quality Manager
Filename: 1M2001200008-08-R1.ZNF	Test Dates: 01/27/2020 - 01/30/2020	DUT Type: Portable Handset		Page 57 of 58

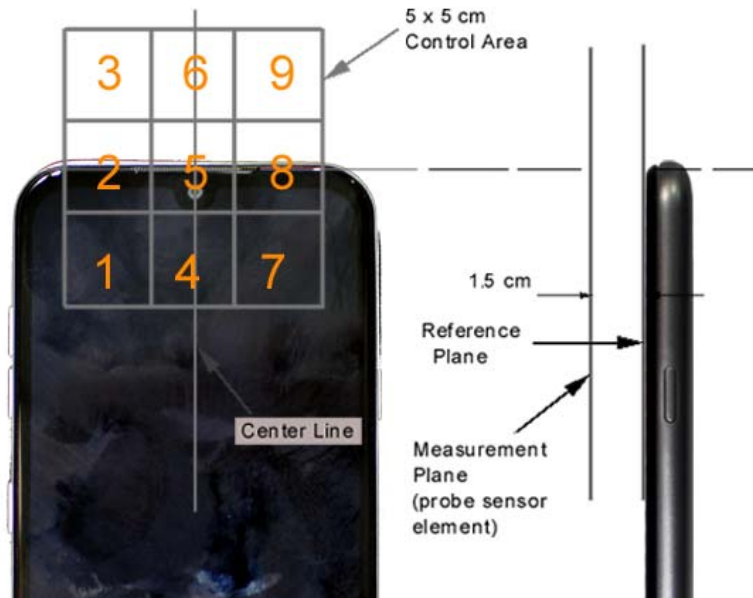




Figure 17-3 5x5 Scan grid above WD
(Acoustic centered scan area pictured)



Figure 17-4 E-Field WD Scan overlay
(T-coil centered scan area pictured)

FCC ID: ZNFK300AM	 PCTEST	HAC (RF EMISSIONS) TEST REPORT	 LG	Approved by: Quality Manager
Filename: 1M2001200008-08-R1.ZNF	Test Dates: 01/27/2020 - 01/30/2020	DUT Type: Portable Handset		Page 58 of 58