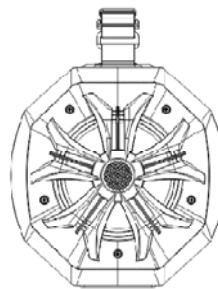
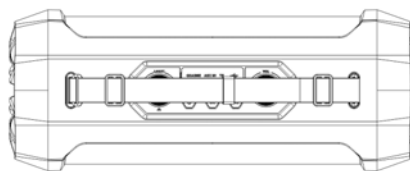
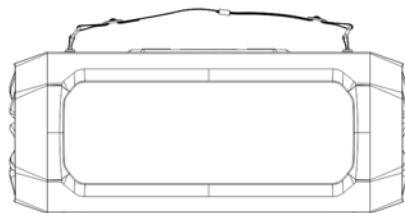
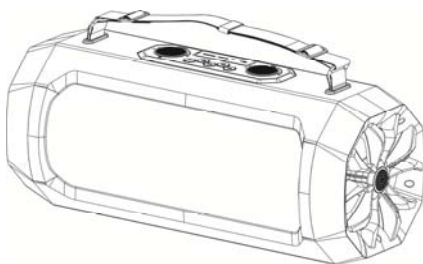


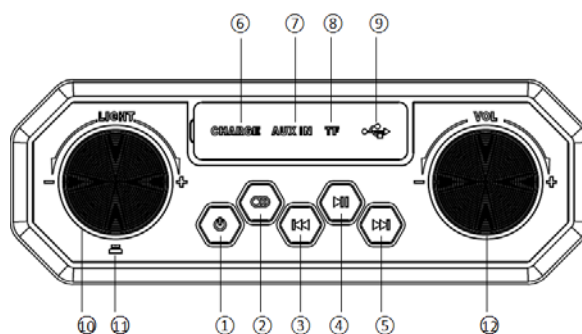
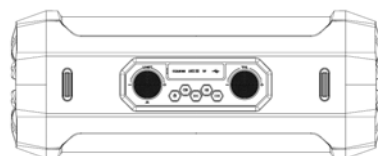
User Manual

Bluetooth Sport Speaker

Model No: SP-531



About the unit




- ① Power on-off / Light on-off
- ② Select an input source
- ③ Previous track
- ④ Pause-Play/FM source
- ⑤ Next track
- ⑥ Micro USB charging
- ⑦ 3.5mm AUX-IN input
- ⑧ TF Card input
- ⑨ USB input
- ⑩ Brightness controller
- ⑪ Light switch button
- ⑫ Volume controller

Basic operation

1. Standby-On

Long press and hold  to power on and off.

2. Select an input source

Press  on the unit to select an input source.

When switch to Bluetooth mode, the item will come with voice prompt if connected successfully.

When insert USB/TF card or connect other audio input, the product will automatically switch to a related mode. If USB/TF card is not inserted or other audio input is not connected, the

product cannot be selected the related mode, in order to reduce the switching times for selecting input source.

Long press ►|| to source FM station.

3. Play/Pause

When play in USB/TF/Bluetooth mode, press ►|| to pause, and press again to resume play

4. Previous track/Next track

In USB/TF/Bluetooth Mode, press ◀◀ on the unit to skip to the previous track. Press ▶▶ on the unit to skip to the next track

When in FM mode, press ◀◀ or ▶▶ to previous and next station.


5. Adjustment of brightness

Clockwise rotate or contrarotate to adjust the light brightness

6. Adjustment of light effect

Long press light switch button to select light mode

Short press light switch button to select light color

Short press  to turn off / turn on the light

7. Adjustment of voice volume

Clockwise rotate or contrarotate to adjust volume

Specification

Sound:

- * Stereo sound
- * Output power: 7W x 2 (RMS)
- * Speaker driver: 1x5.25" dual coil woofer speaker + 1x1" tweeter
- Passive radiator: 1x5.25"

Features:

- * Input: Bluetooth / 3.5mm Aux in / USB / TF card
- * FM radio
- * With vibrant LED light display
- * Waterproof: IPX5

Power:

- * Built in 2200mah Lithium Battery
- * 5V/2A Micro USB port for charging

FCC Statement

This device complies with Part 15 of the FCC Rules. Operation is subject to the following two conditions:

(1) This device may not cause harmful interference.

(2) This device must accept any interference received, including interference that may cause undesired operation.

2. Changes or modifications not expressly approved by the party responsible for compliance could void the user's authority to operate the equipment.

Note: This equipment has been tested and found to comply with the limits for a class B digital device, pursuant to Part 15 of the FCC Rules. These limits are designed to provide reasonable protection against harmful interference in a residential installation.

This equipment generates uses and can radiate radio frequency energy and, if not installed and used in accordance with the instructions, may cause harmful interference to radio communications. However, there is no guarantee that interference will not occur in a particular installation. If this equipment does cause harmful interference to radio or television reception, which can be determined by turning the equipment off and on, the user is encouraged to try to correct the interference by one or more of the following measures:

- Reorient or relocate the receiving antenna.
- Increase the separation between the equipment and receiver.
- Connect the equipment into an outlet on a circuit different from that to which the receiver is connected.
- Consult the dealer or an experienced radio/TV technician for help.

The device has been evaluated to meet general RF exposure requirement. The device can be used in portable exposure condition without restriction.