








Appendix D. Photographs of EUT and Setup

FCC SAR Test Report


<Photographs of EUT>



Antenna 0




Antenna 0




FCC SAR Test Report

Antenna 1



Antenna 1



FCC SAR Test Report

<Photographs of SAR Setup>



Front Face of EUT with 1 cm Gap



Rear Face of EUT with 1 cm Gap



Left Side of EUT with 1 cm Gap



Right Side of EUT with 1 cm Gap



Top Side of EUT with 1 cm Gap



Bottom Side of EUT with 1 cm Gap

Note: The separation distance between these two antennas is 3 cm.