


EXHIBIT D - TEST SETUP PHOTOGRAPHS

Conducted Emissions - Front View (For adapter)




Conducted Emissions - Side View (For adapter)




Conducted Emissions - Front View (For POE)




Conducted Emissions - Side View (For POE)




Radiated Emissions – Front View (Below 1 GHz, For adapter)




Radiated Emissions – Rear View (Below 1 GHz, For adapter)




Radiated Emissions – Front View (Below 1 GHz, For POE)




Radiated Emissions – Rear View (Below 1 GHz, For POE)



Radiated Emissions – Front View (Above 1 GHz, For adapter)



Radiated Emissions – Rear View (Above 1 GHz, For adapter)



Radiated Emissions – Front View (Above 1 GHz, For POE)



Radiated Emissions – Rear View (Above 1 GHz, For POE)

