

## 5.5. Spurious RF Conducted Emissions

### Ambient Condition

Temperature	Relative humidity
15°C ~ 35°C	20% ~ 80%

### Method of Measurement

The EUT was connected to the spectrum analyzer with a known loss. The spectrum analyzer scans from 30MHz to the 10th harmonic of the carrier. The peak detector is used. Set RBW to 100 kHz and VBW to 300 kHz, Sweep is set to AUTO.

The test is in transmitting mode.

### Test Setup



### Limits

Rule Part 15.247(d) pacifies that "In any 100 kHz bandwidth outside the frequency band in which the spread spectrum or digitally modulated intentional radiator is operating, the radio frequency power that is produced by the intentional radiator shall be at least 20 dB below that in the 100 kHz bandwidth within the band that contains the highest level of the desired power, based on either an RF conducted or a radiated measurement, provided the transmitter demonstrates compliance with the peak conducted power limits. If the transmitter complies with the conducted power limits based on the use of RMS averaging over a time interval, as permitted under paragraph (b)(3) of this section, the attenuation required under this paragraph shall be 30 dB instead of 20 dB. "

Test Mode	Carrier frequency (MHz)	Reference value (dBm)	Limit
802.11ax(HE20)	2412	10.810	-19.19
802.11ax(HE20)	2437	11.260	-18.74
802.11ax(HE20)	2462	9.060	-20.94
802.11ax(HE40)	2422	6.720	-23.28
802.11ax(HE40)	2437	6.860	-23.14
802.11ax(HE40)	2452	7.120	-22.88
802.11b	2412	13.690	-16.31
802.11b	2437	13.950	-16.05
802.11b	2462	14.710	-15.29
802.11g	2412	11.860	-18.14
802.11g	2437	11.840	-18.16
802.11g	2462	12.850	-17.15

802.11n(HT20)	2412	8.630	-21.37
802.11n(HT20)	2437	11.190	-18.81
802.11n(HT20)	2462	9.860	-20.14
802.11n(HT40)	2422	6.850	-23.15
802.11n(HT40)	2437	7.140	-22.86
802.11n(HT40)	2452	7.420	-22.58

### Measurement Uncertainty

The assessed measurement uncertainty to ensure 95% confidence level for the normal distribution is with the coverage factor  $k = 1.96$ .

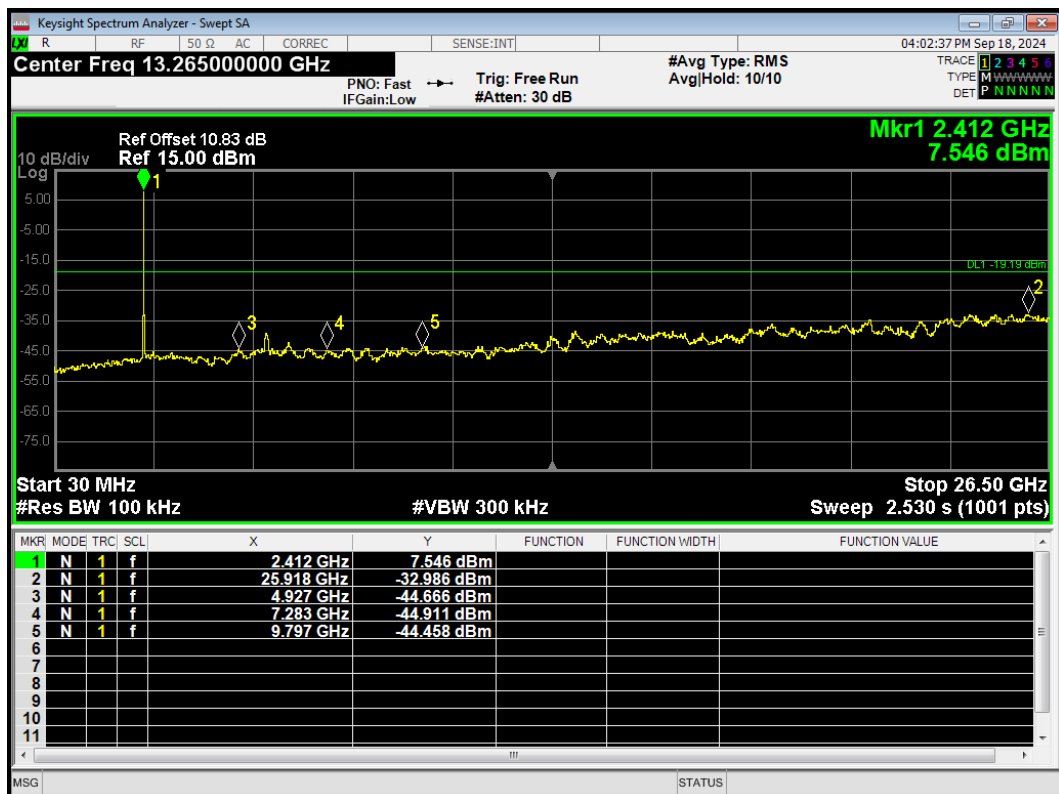
Frequency	Uncertainty
100kHz-2GHz	0.684 dB
2GHz-26GHz	1.407 dB

Test Results:

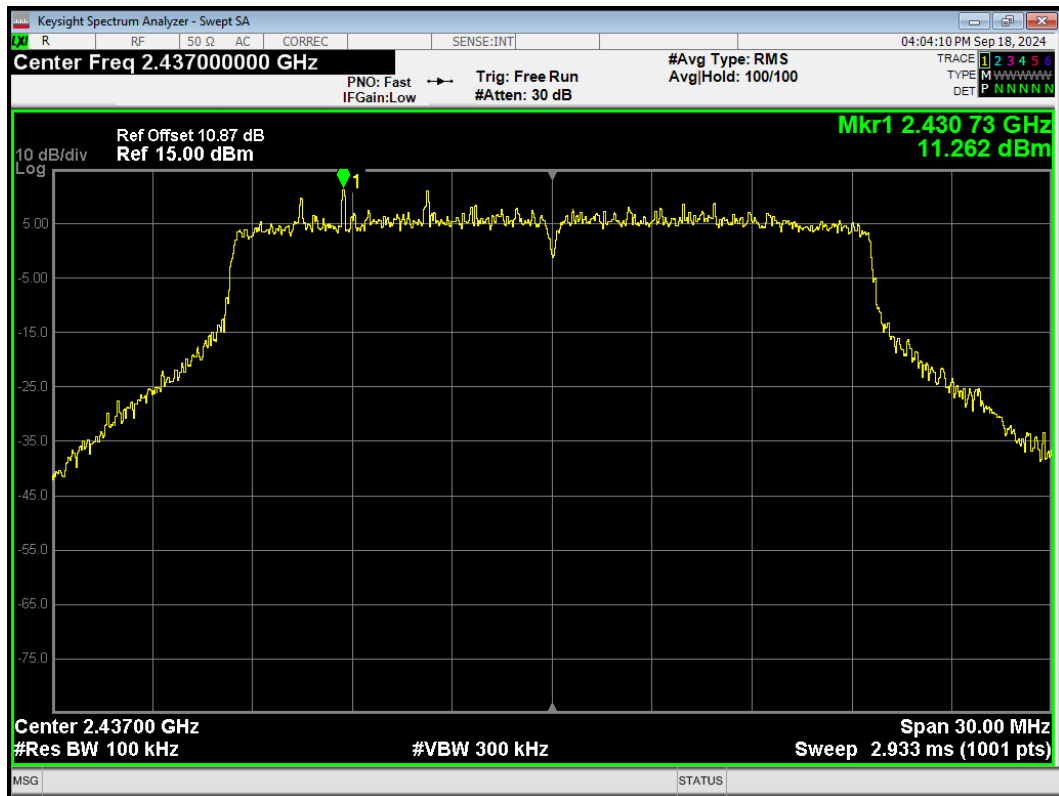
Tx. Spurious 802.11ax(HE20) 2412MHz Ref



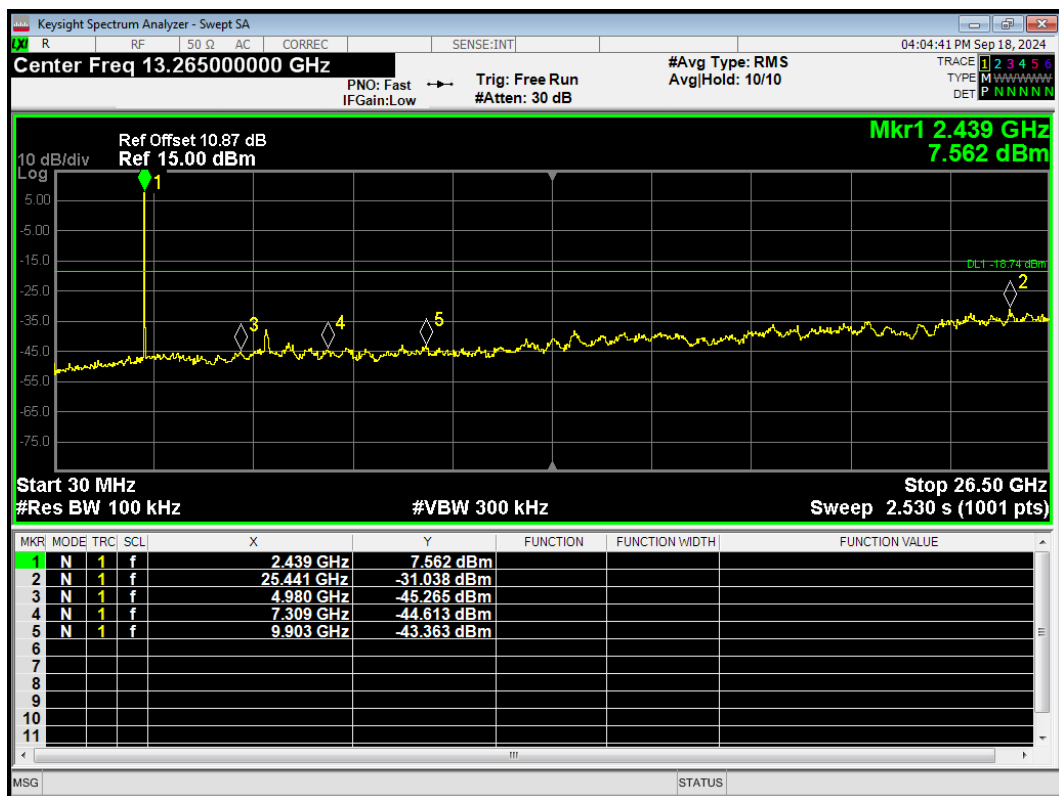
Tx. Spurious 802.11ax(HE20) 2412MHz Emission



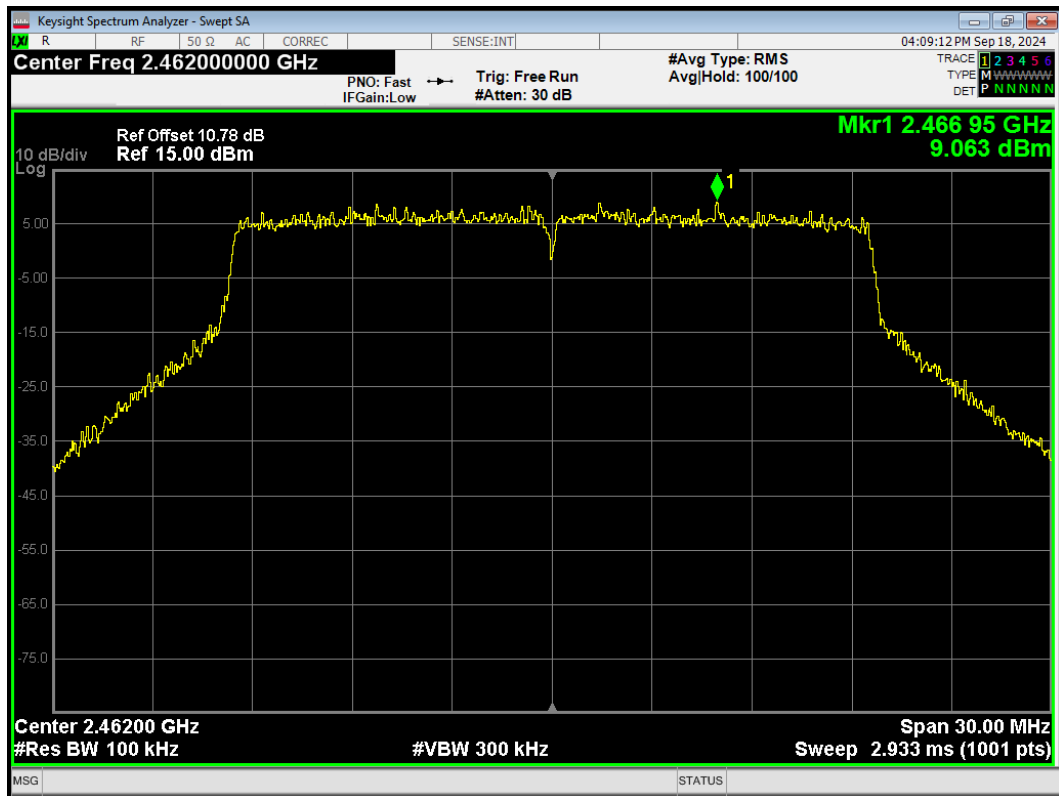
Tx. Spurious 802.11ax(HE20) 2437MHz Ref



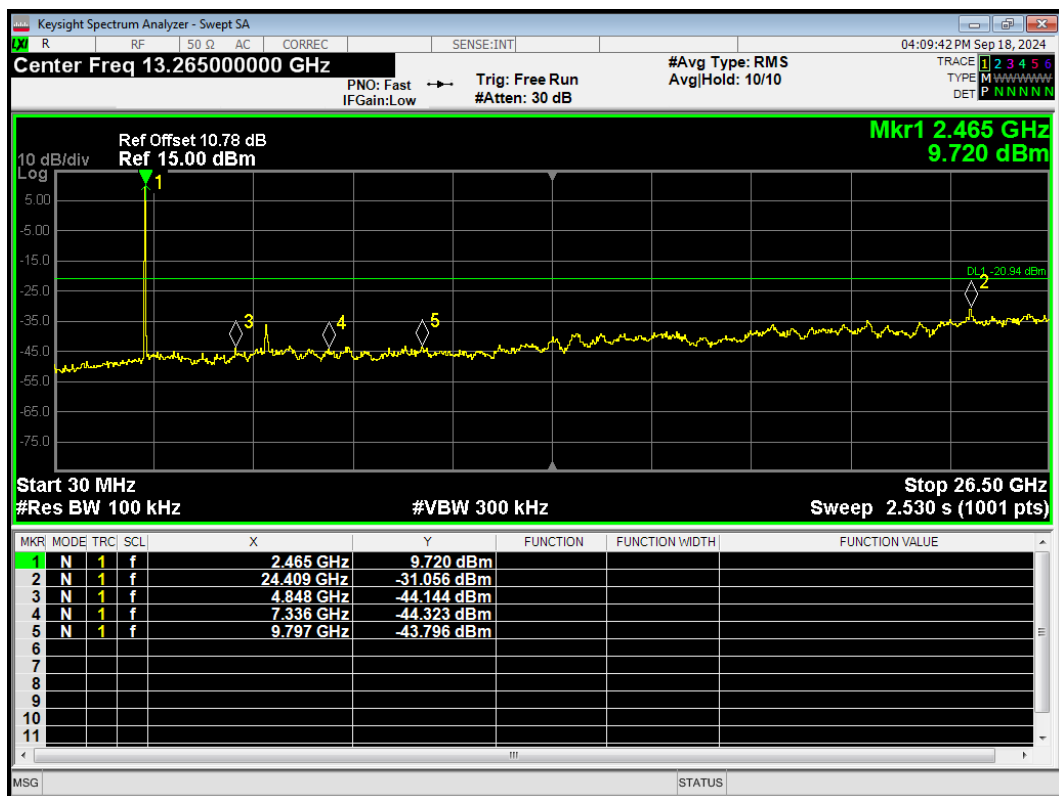
Tx. Spurious 802.11ax(HE20) 2437MHz Emission



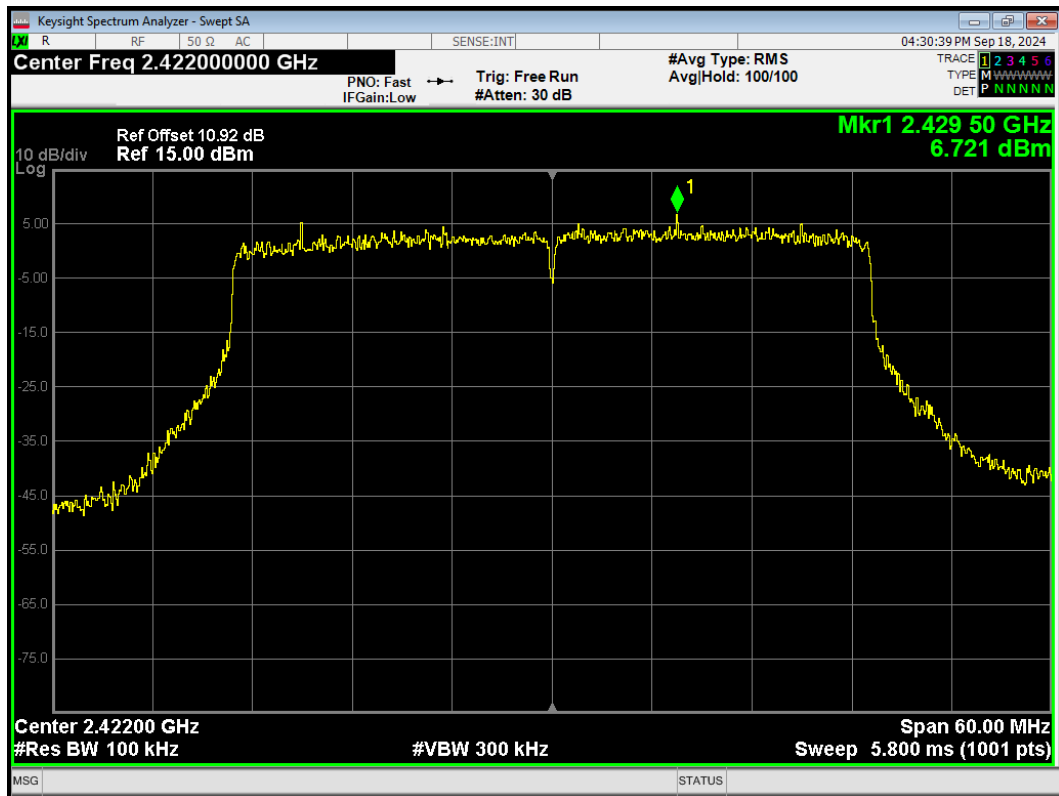
Tx. Spurious 802.11ax(HE20) 2462MHz Ref



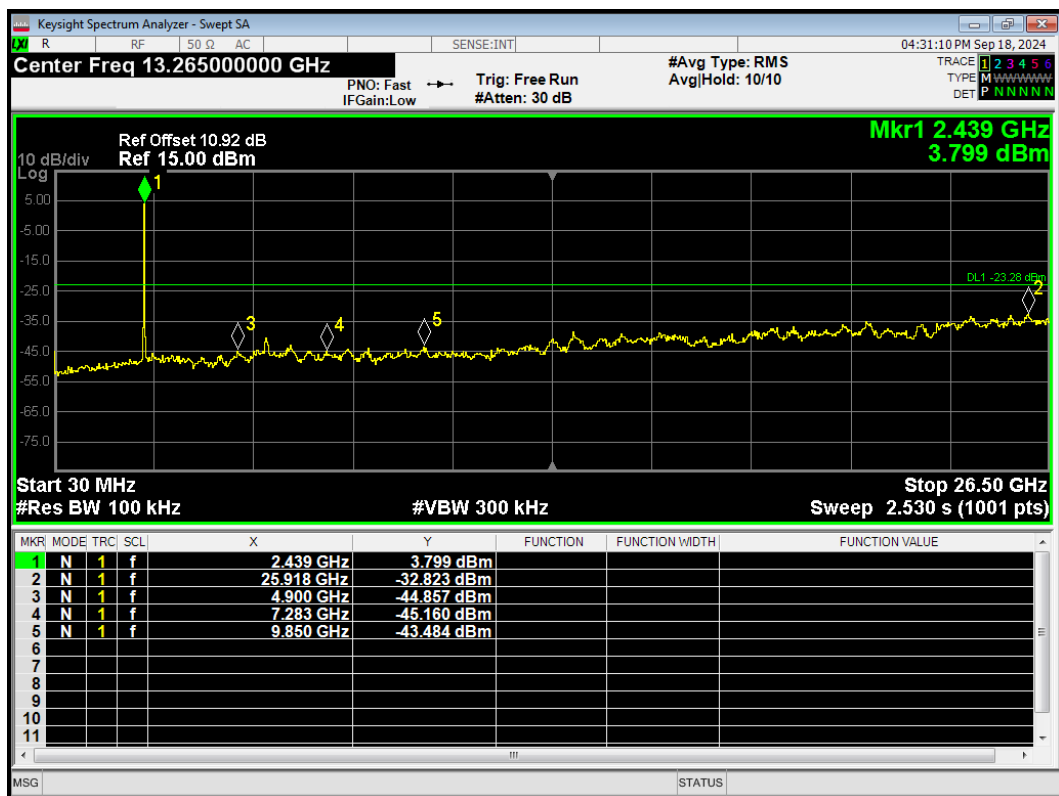
Tx. Spurious 802.11ax(HE20) 2462MHz Emission



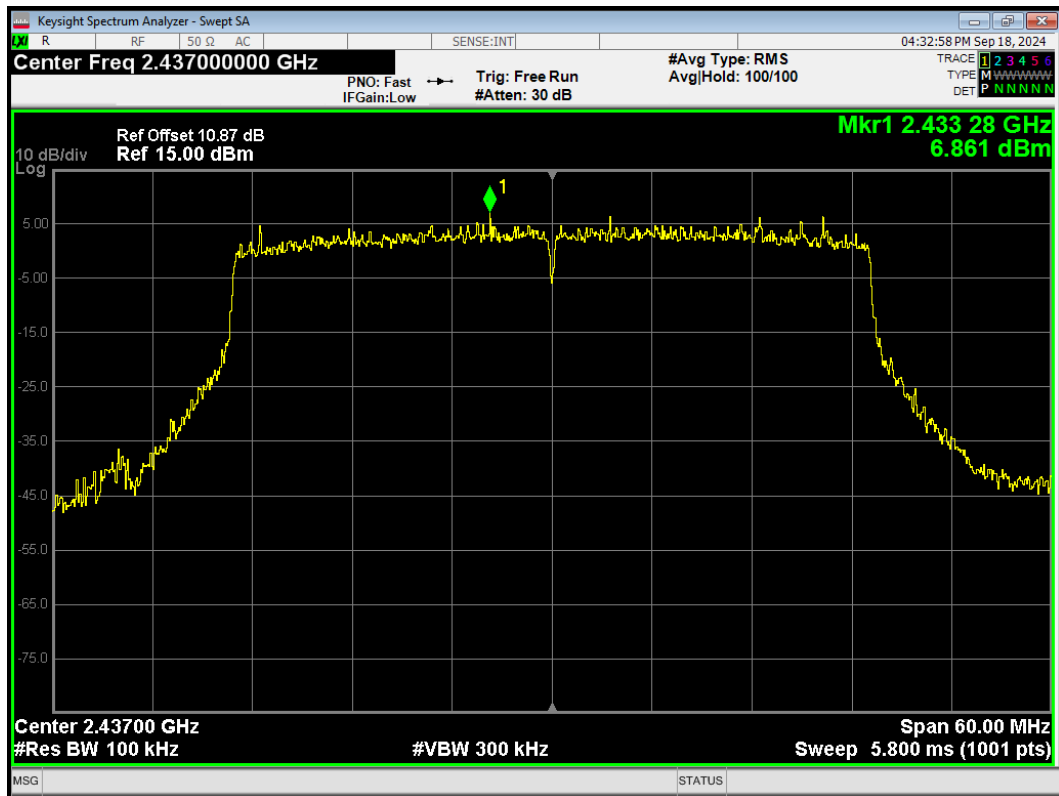
Tx. Spurious 802.11ax(HE40) 2422MHz Ref



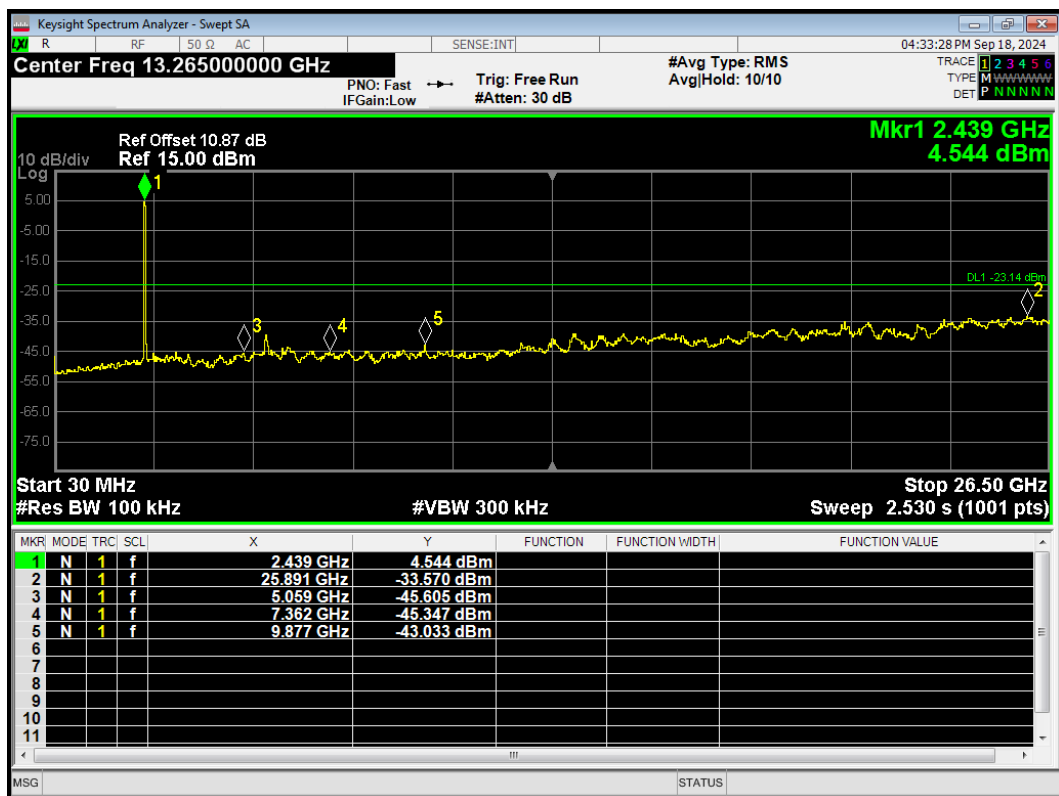
Tx. Spurious 802.11ax(HE40) 2422MHz Emission



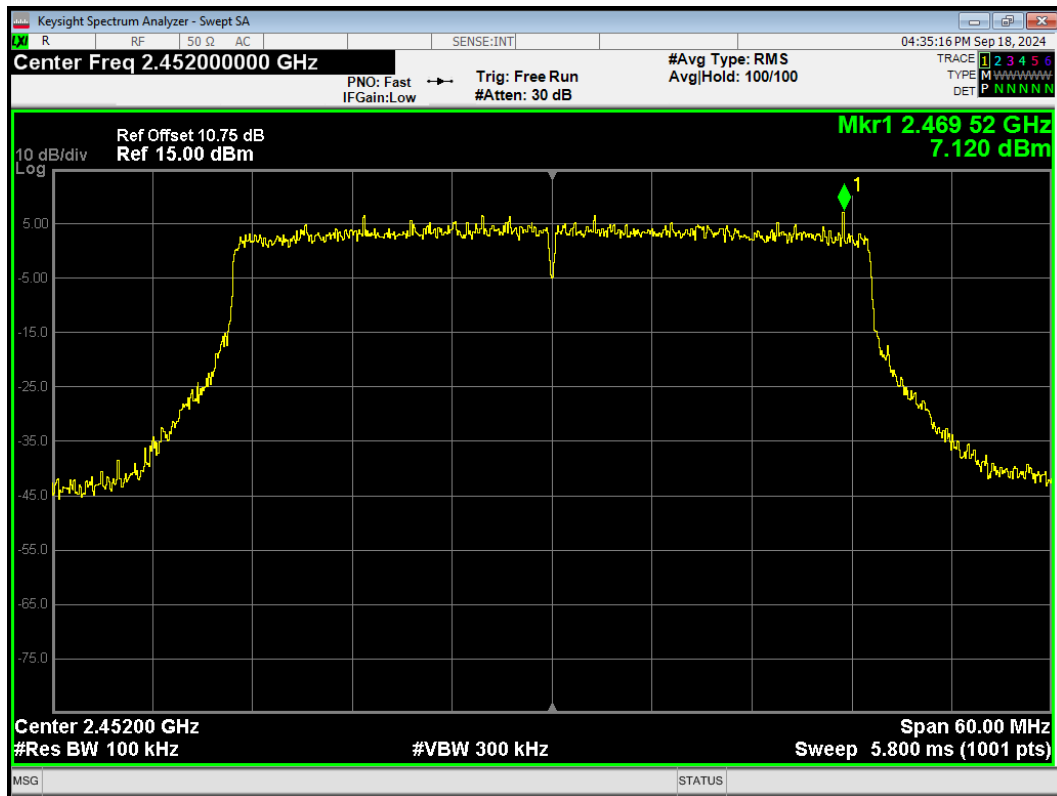
Tx. Spurious 802.11ax(HE40) 2437MHz Ref



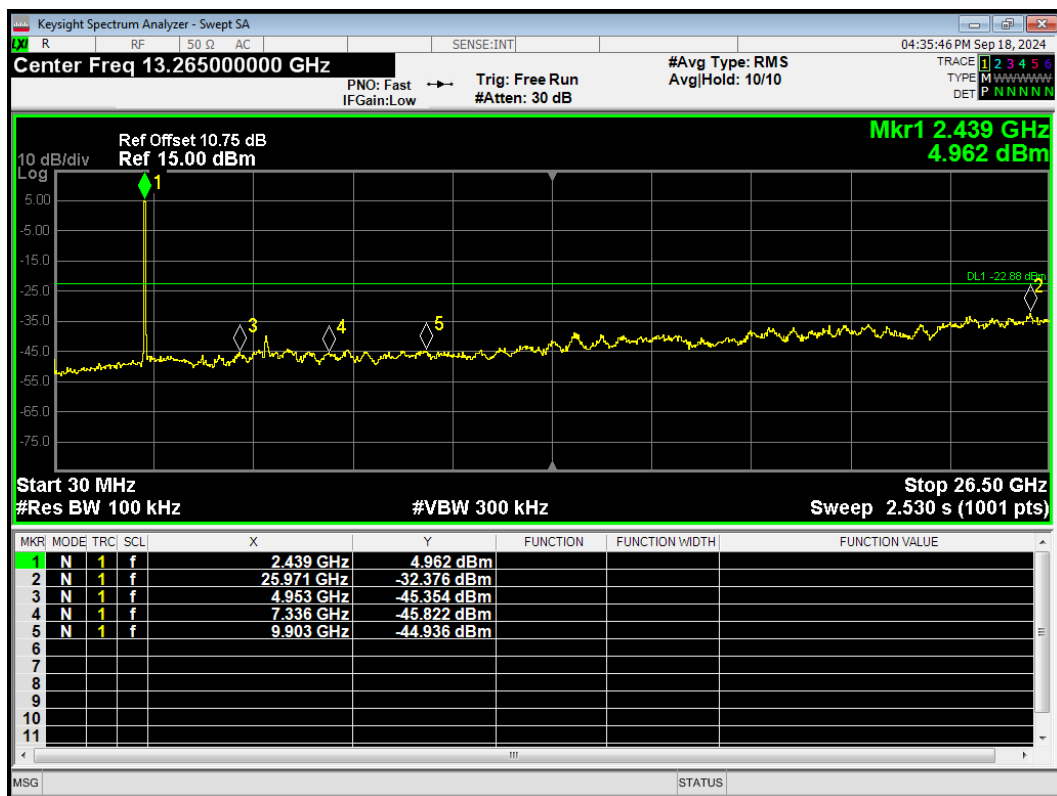
Tx. Spurious 802.11ax(HE40) 2437MHz Emission



Tx. Spurious 802.11ax(HE40) 2452MHz Ref

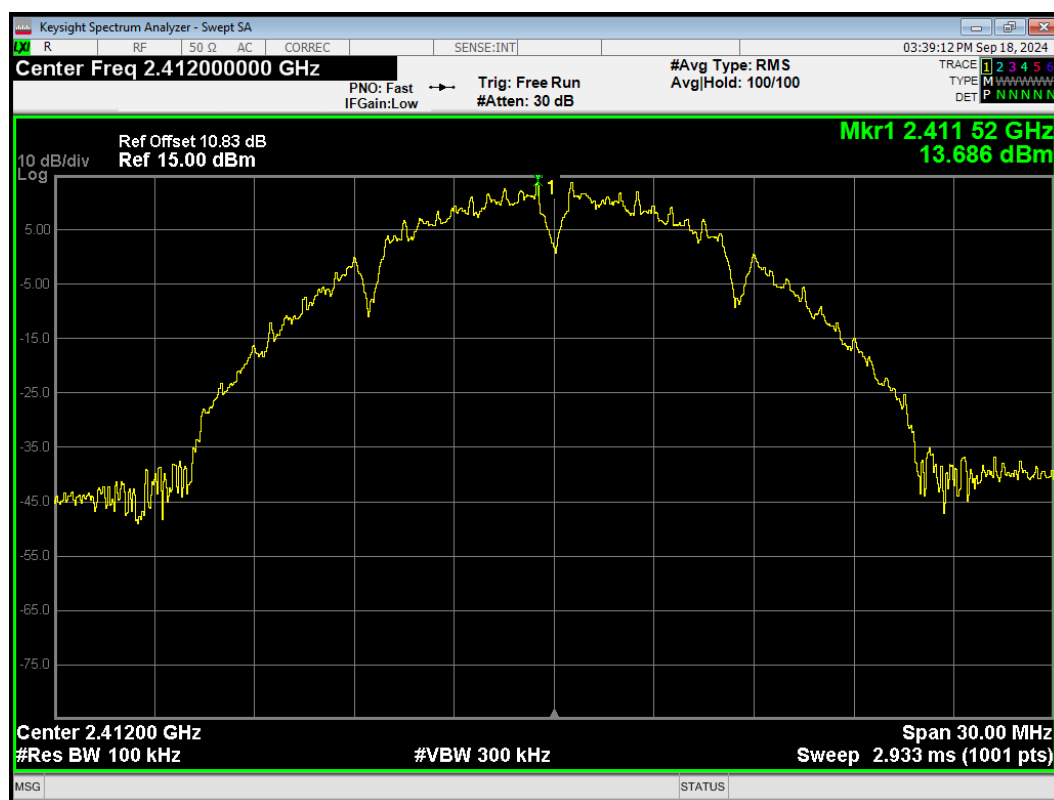


Tx. Spurious 802.11ax(HE40) 2452MHz Emission

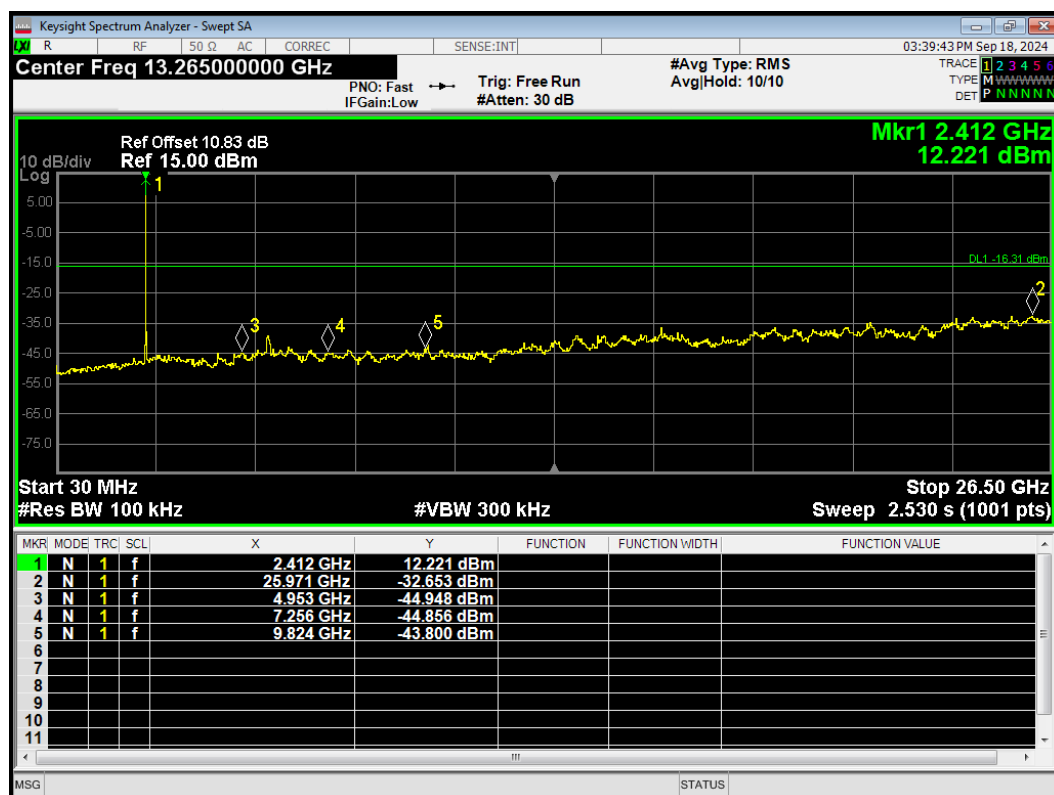




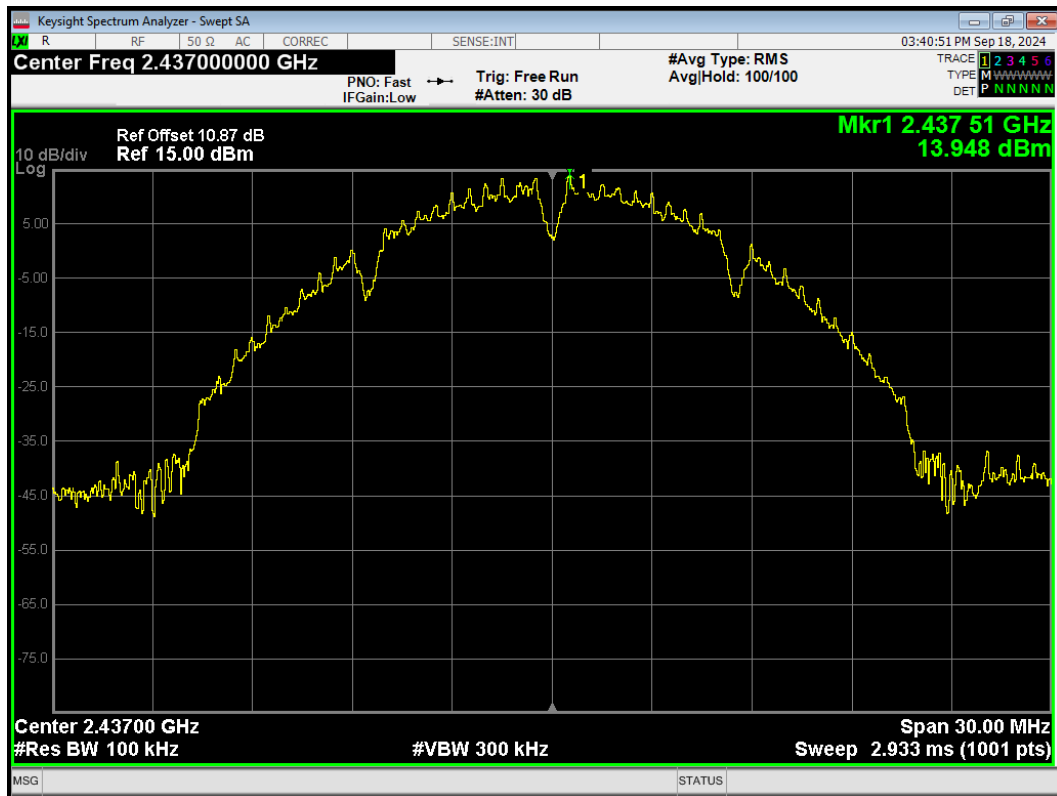
Tx. Spurious 802.11b 2412MHz Ref



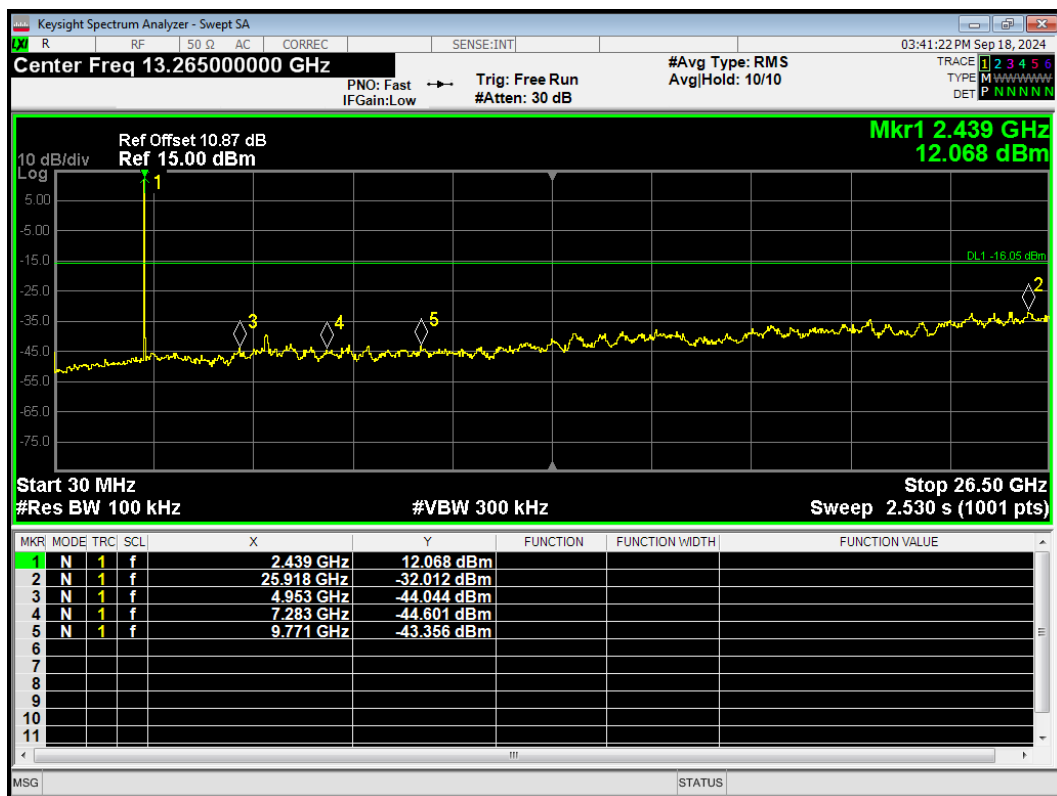
Tx. Spurious 802.11b 2412MHz Emission



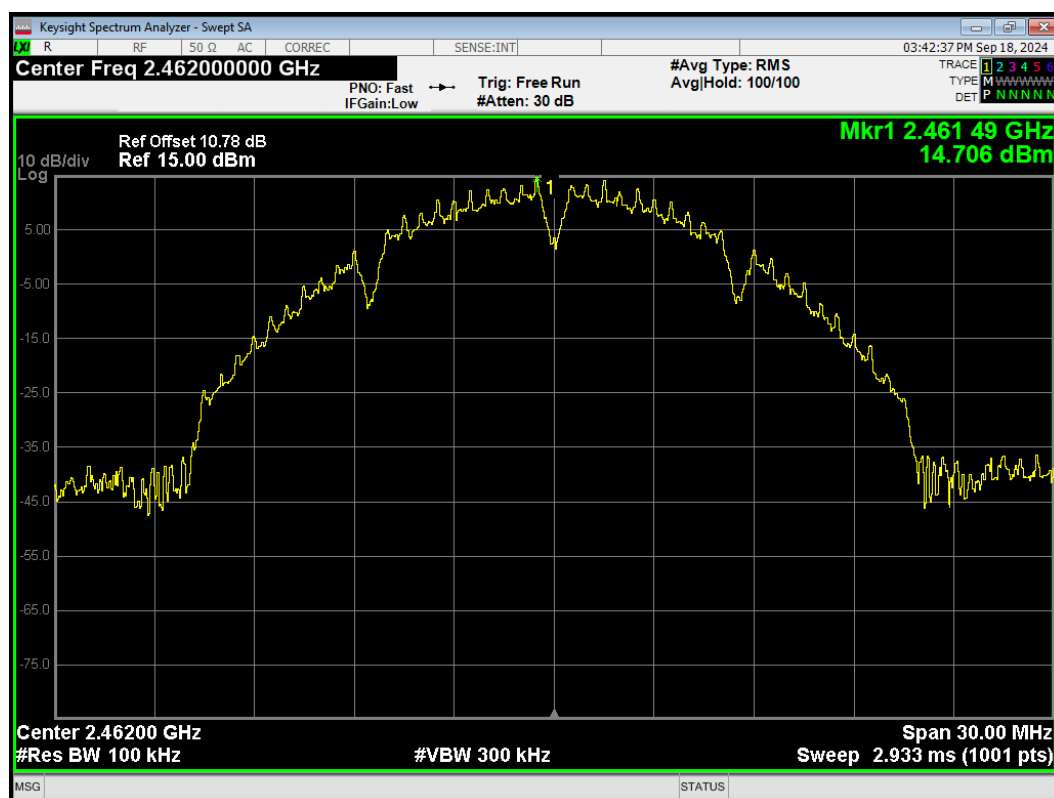
Tx. Spurious 802.11b 2437MHz Ref



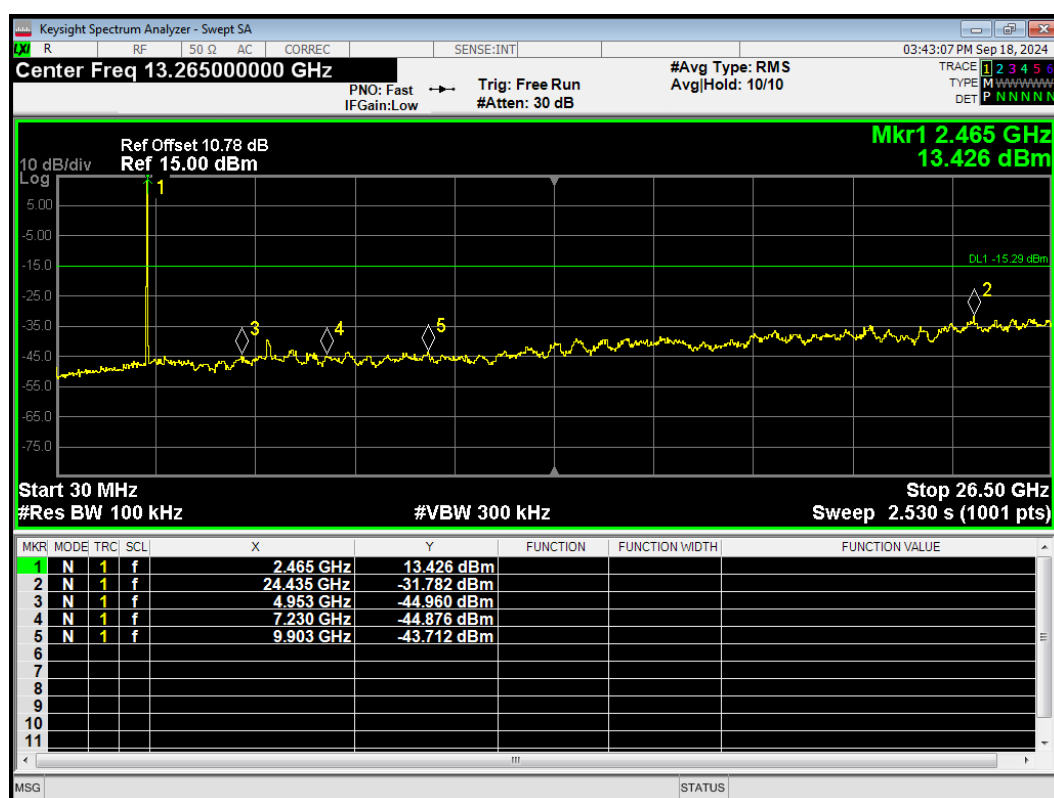
Tx. Spurious 802.11b 2437MHz Emission



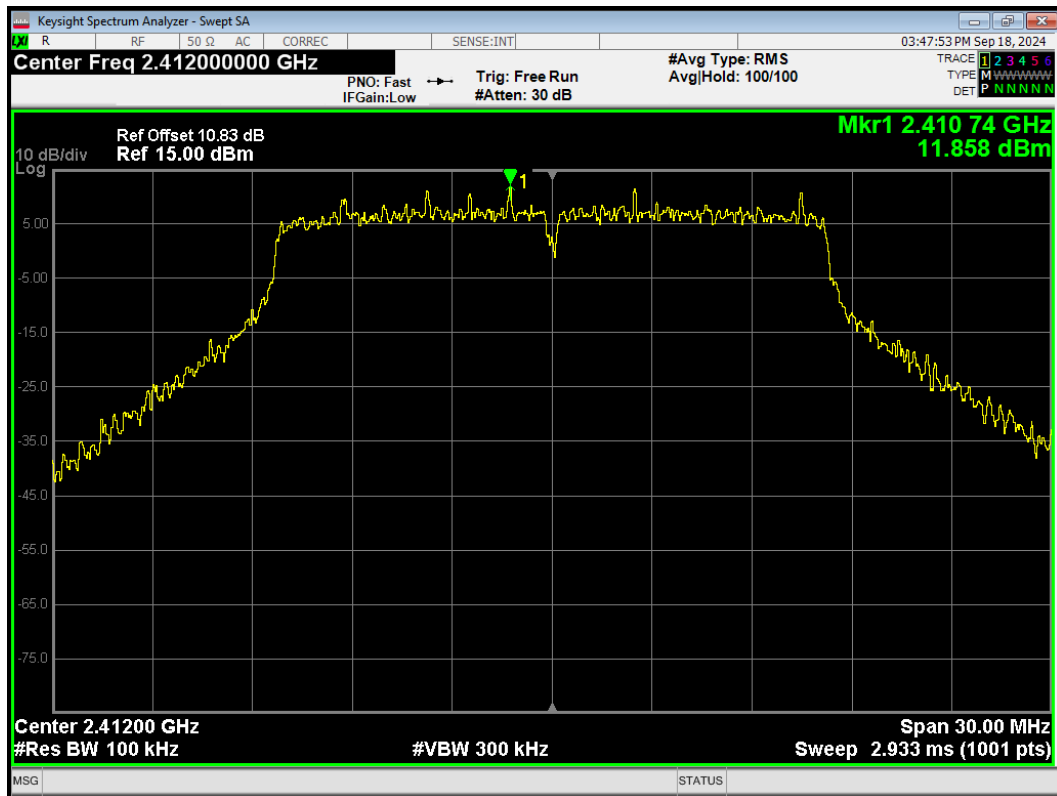
Tx. Spurious 802.11b 2462MHz Ref



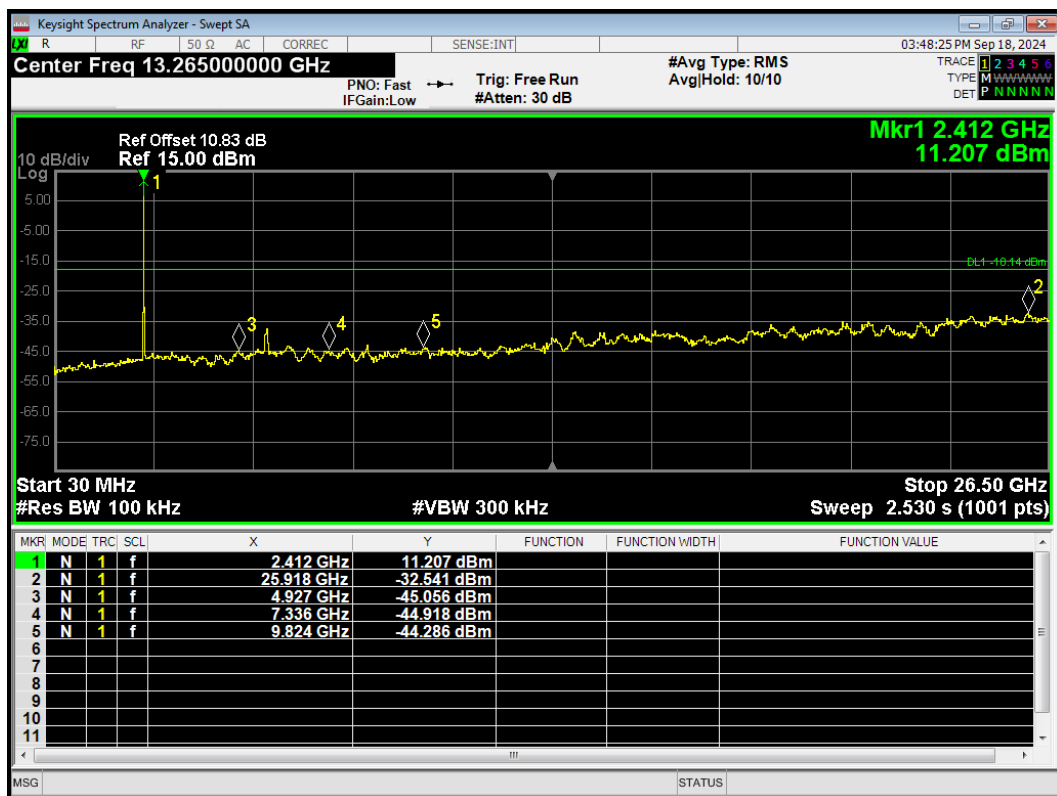
Tx. Spurious 802.11b 2462MHz Emission



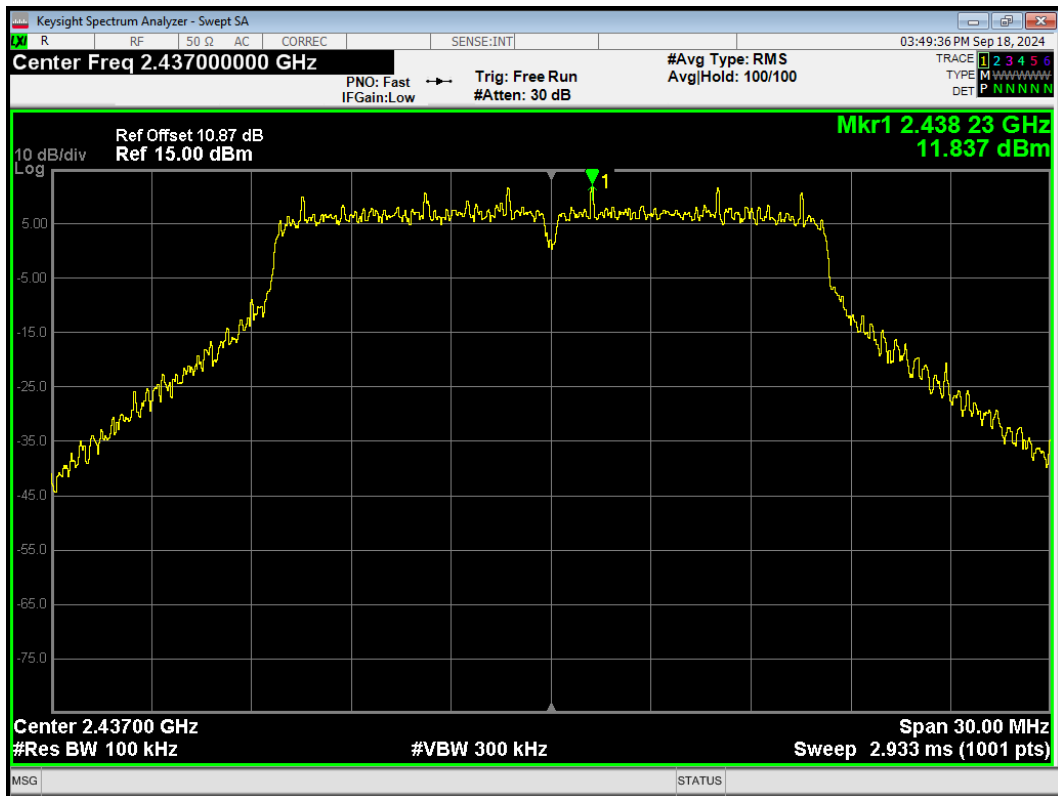
Tx. Spurious 802.11g 2412MHz Ref



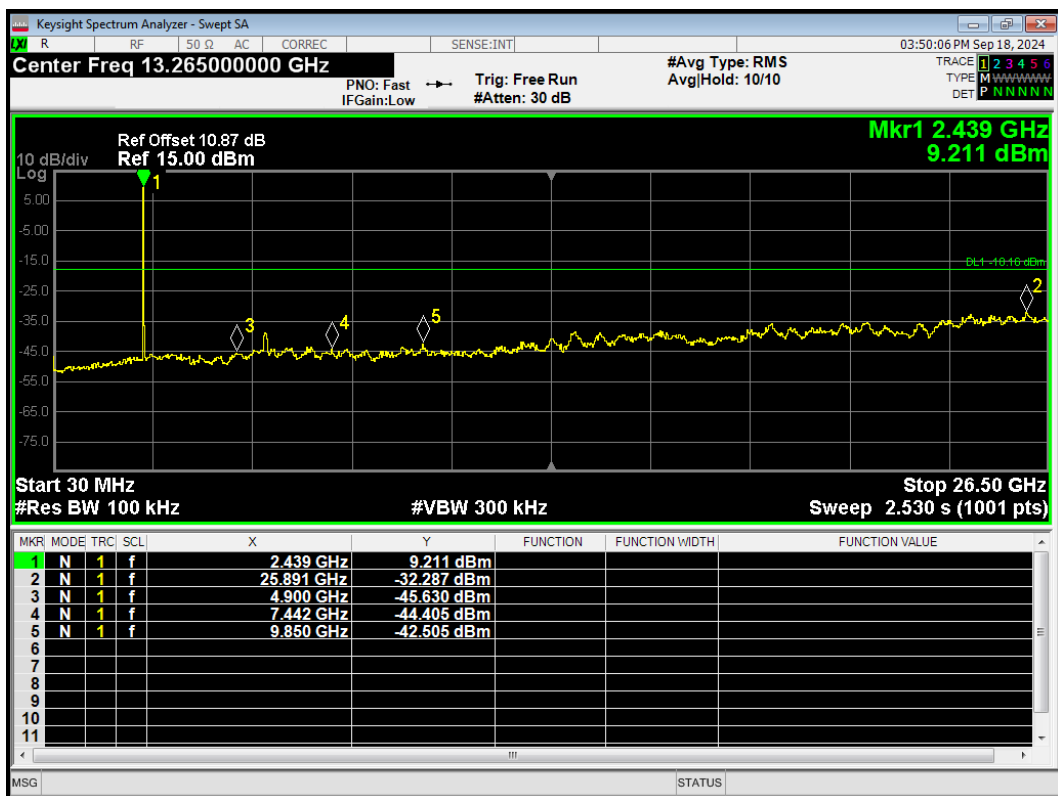
Tx. Spurious 802.11g 2412MHz Emission



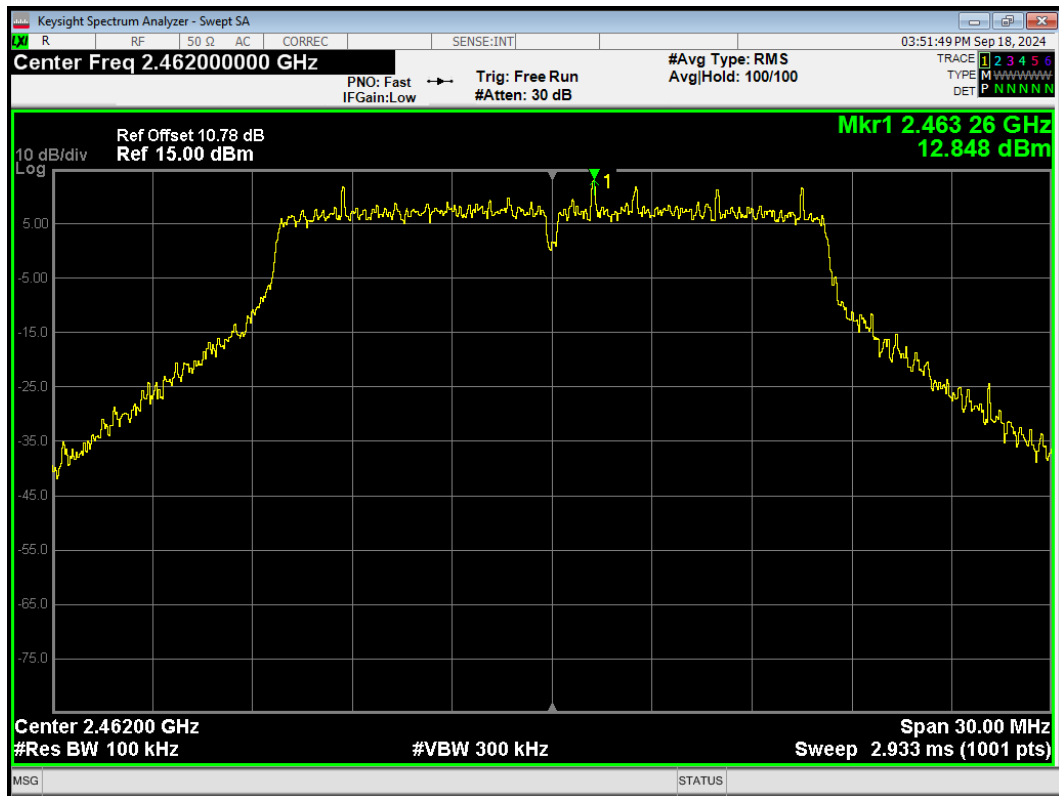
Tx. Spurious 802.11g 2437MHz Ref



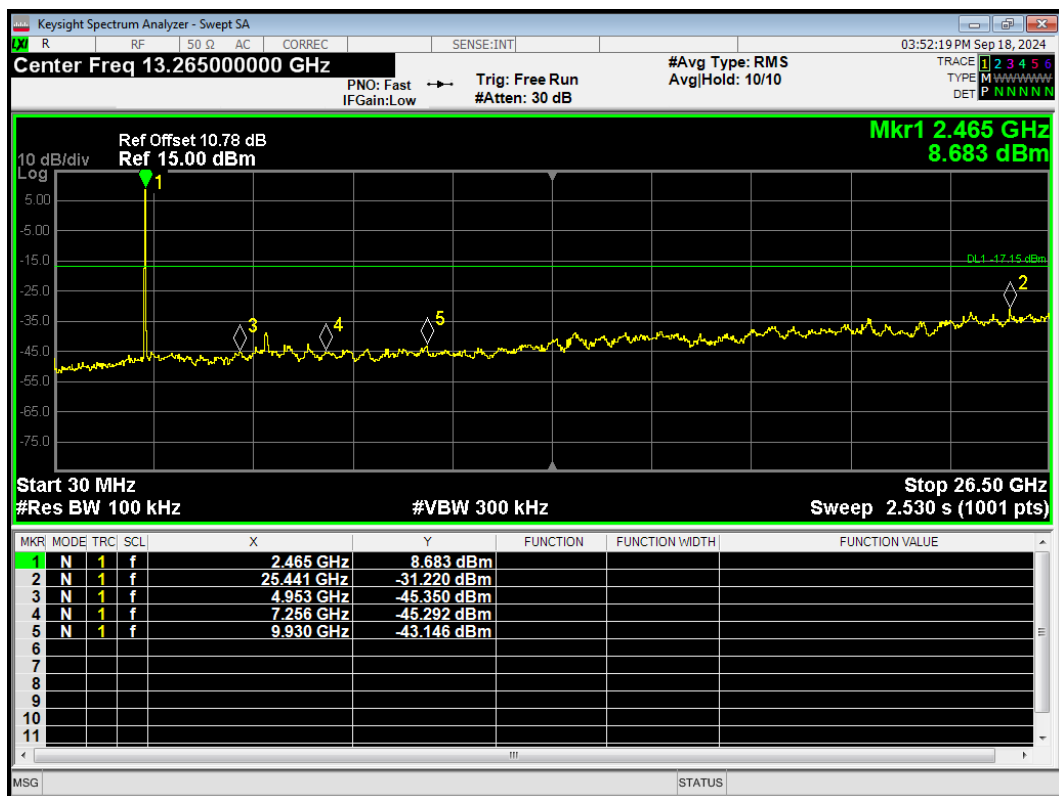
Tx. Spurious 802.11g 2437MHz Emission



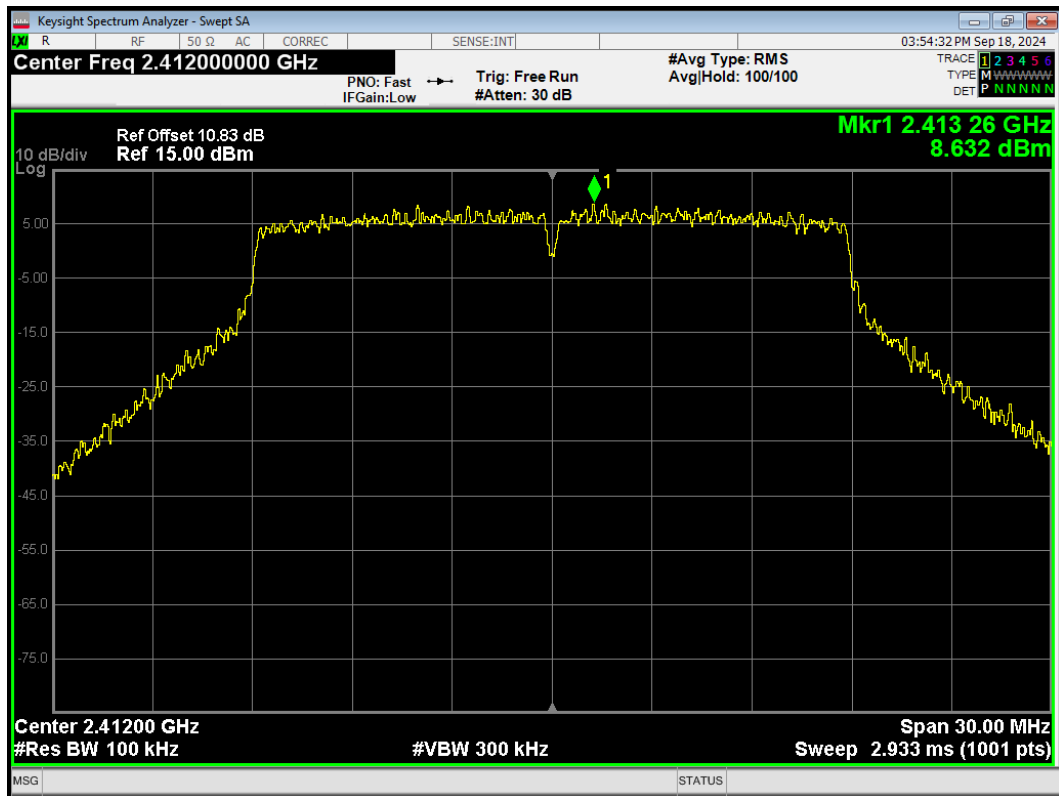
Tx. Spurious 802.11g 2462MHz Ref



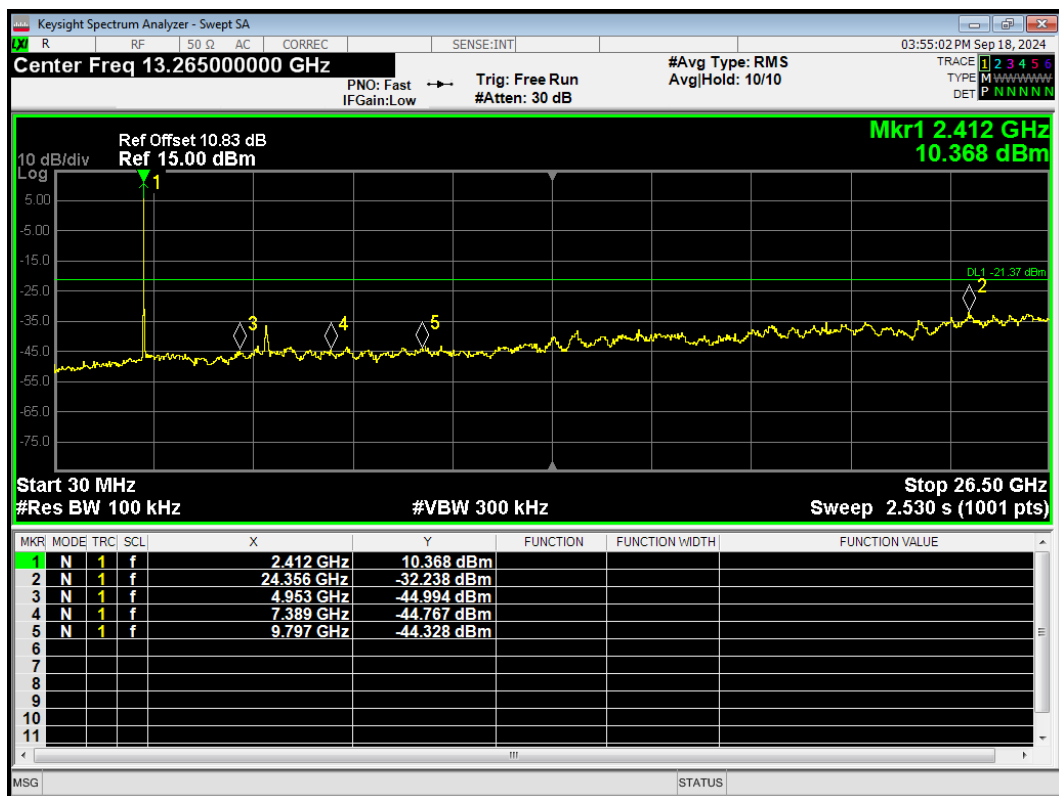
Tx. Spurious 802.11g 2462MHz Emission



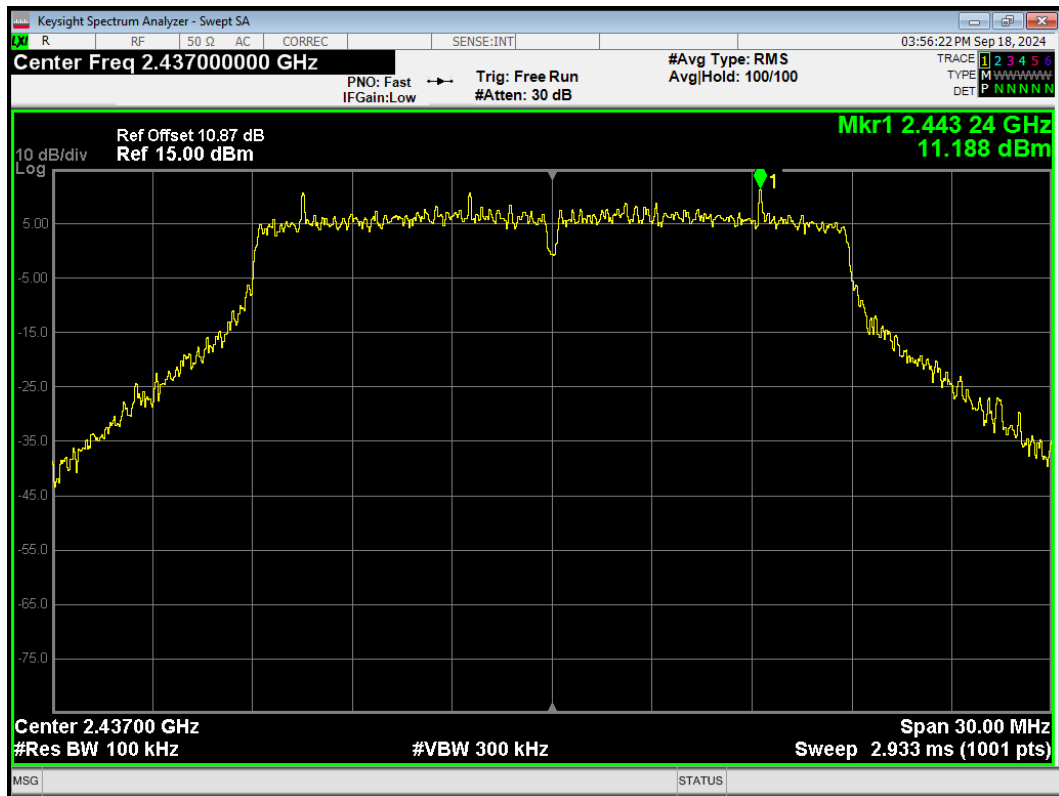
Tx. Spurious 802.11n(HT20) 2412MHz Ref



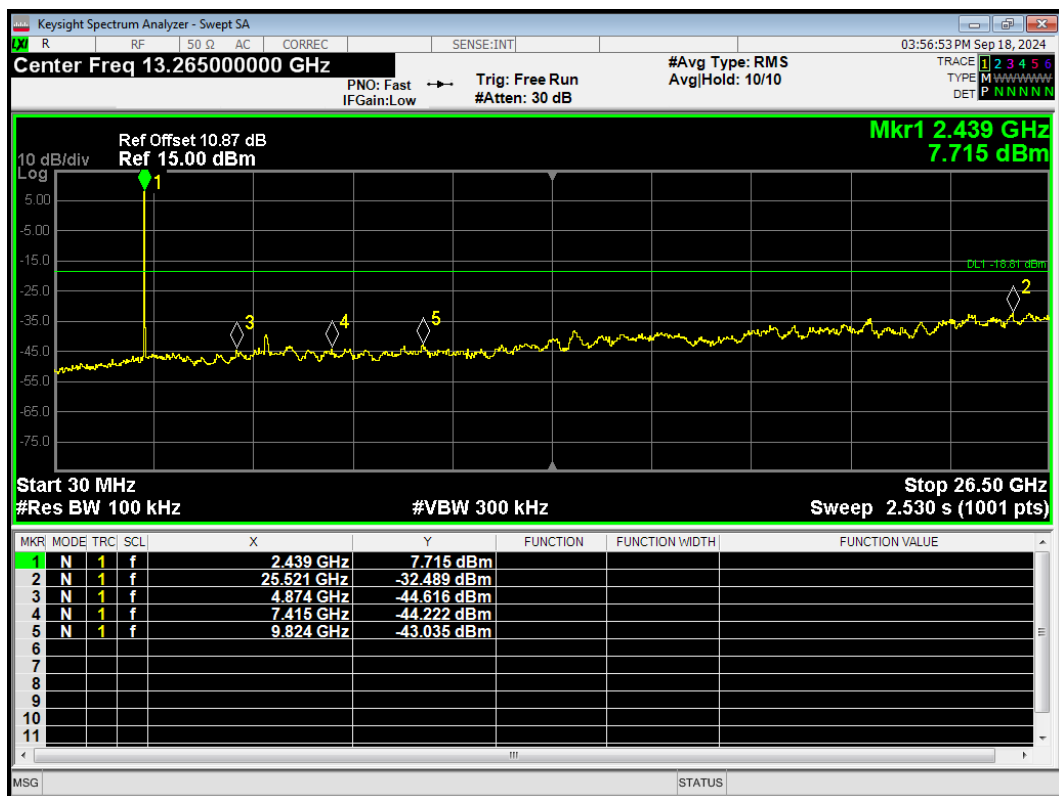
Tx. Spurious 802.11n(HT20) 2412MHz Emission



Tx. Spurious 802.11n(HT20) 2437MHz Ref

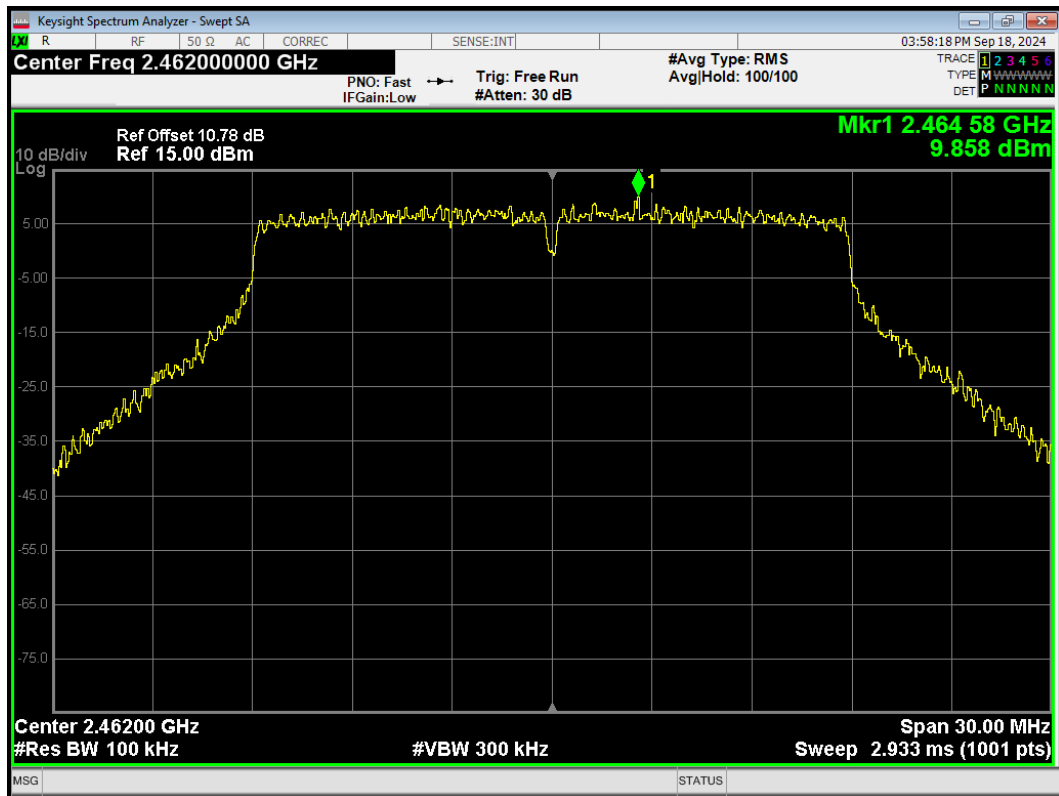


Tx. Spurious 802.11n(HT20) 2437MHz Emission

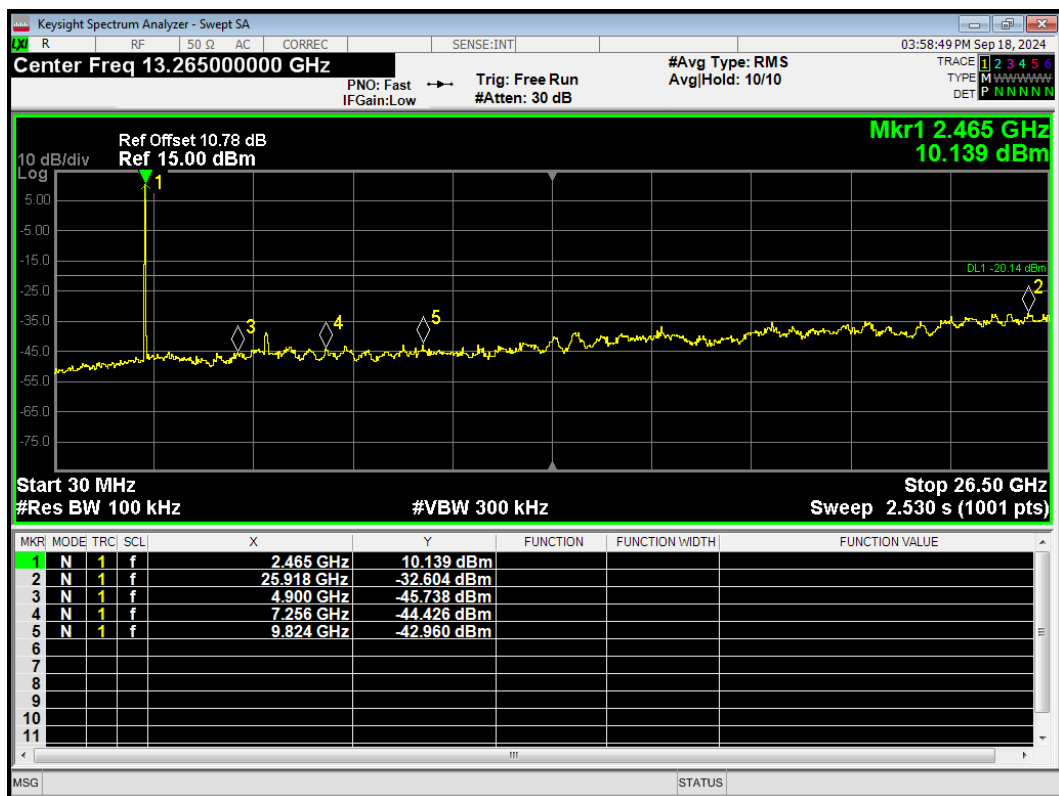




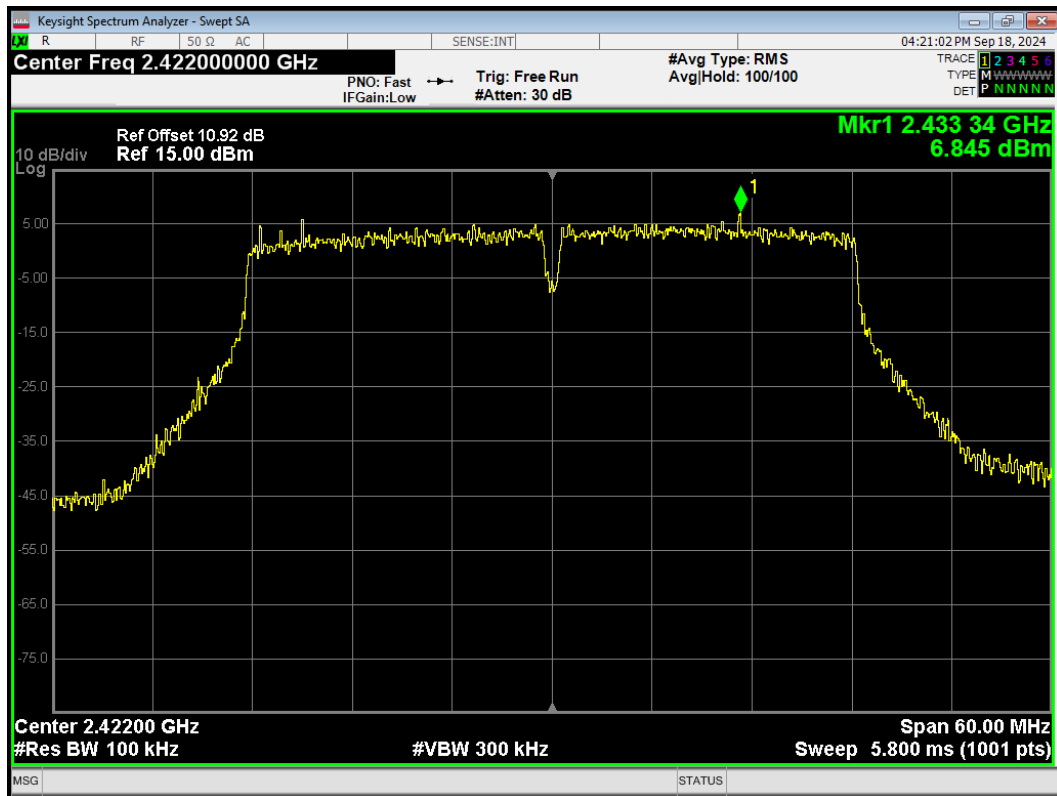
Tx. Spurious 802.11n(HT20) 2462MHz Ref



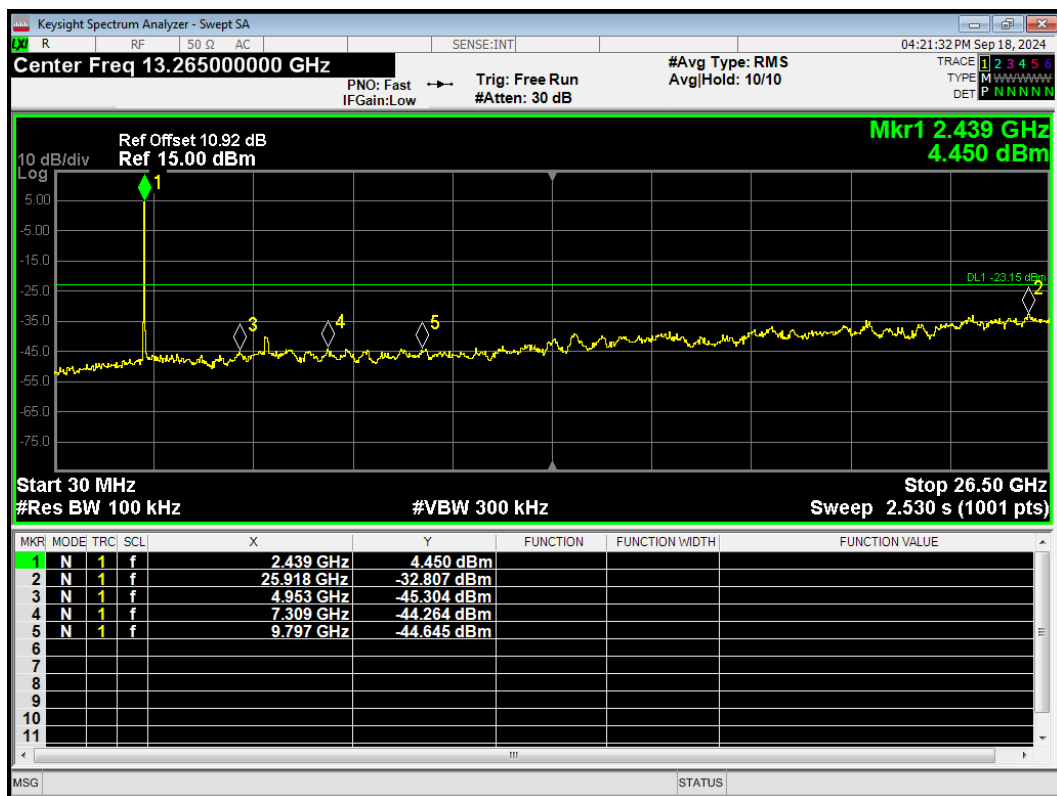
Tx. Spurious 802.11n(HT20) 2462MHz Emission



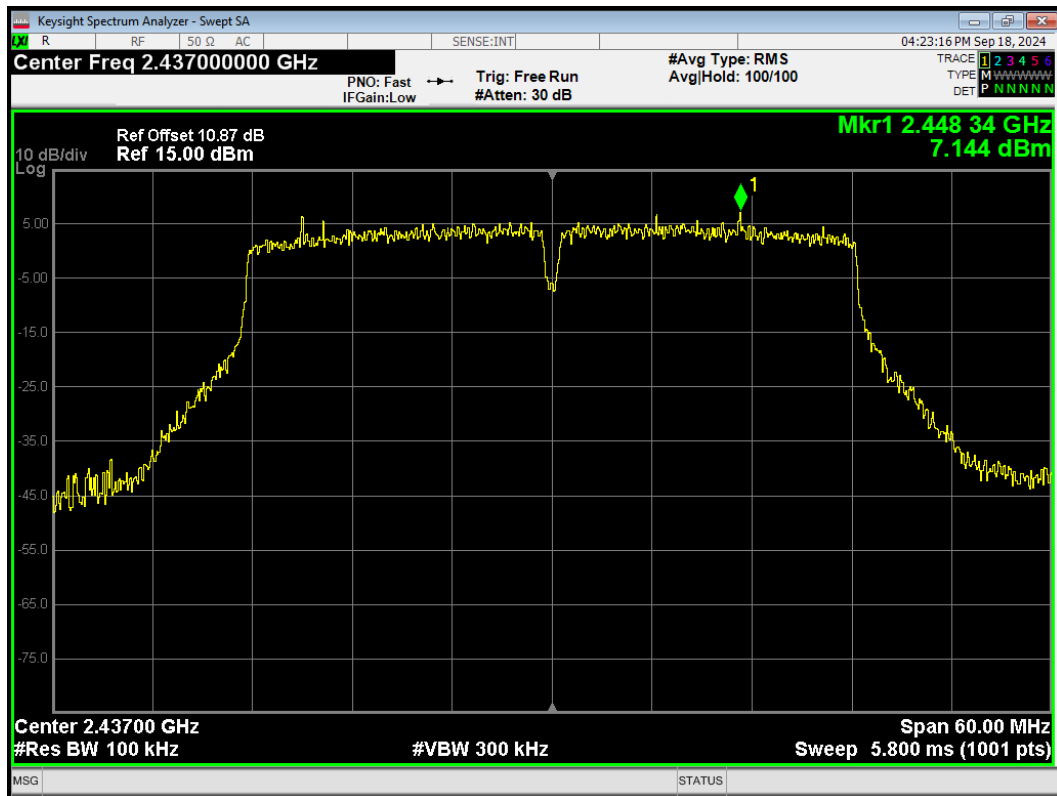
Tx. Spurious 802.11n(HT40) 2422MHz Ref



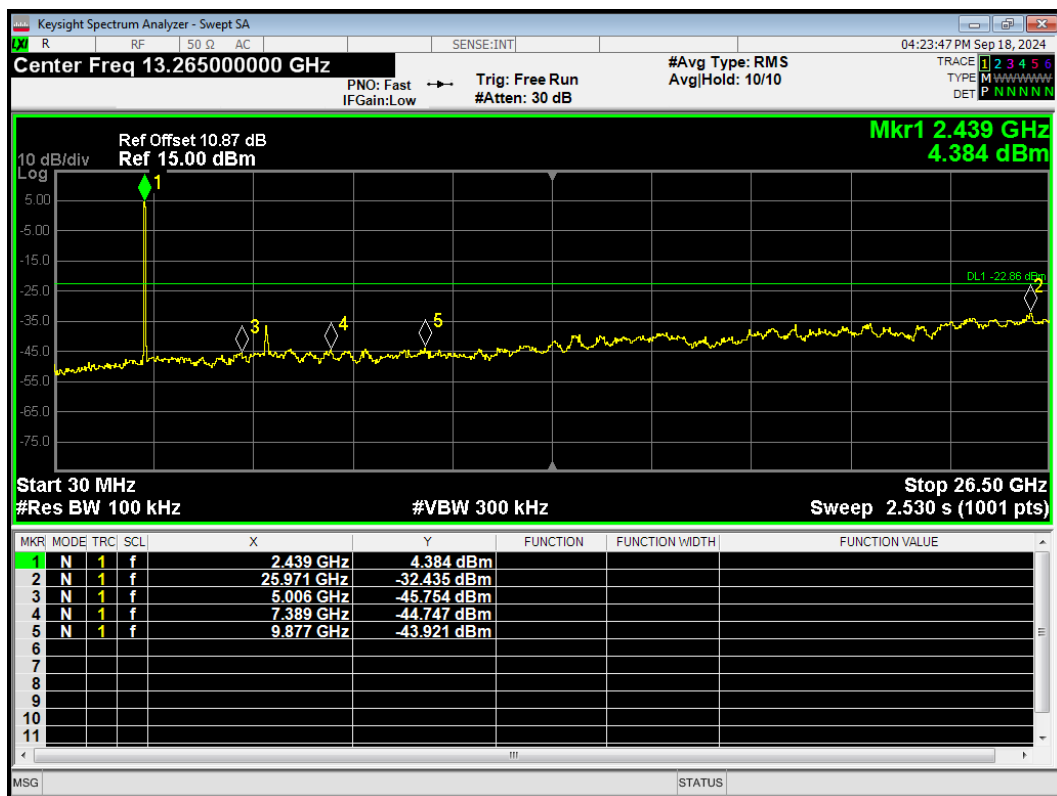
Tx. Spurious 802.11n(HT40) 2422MHz Emission



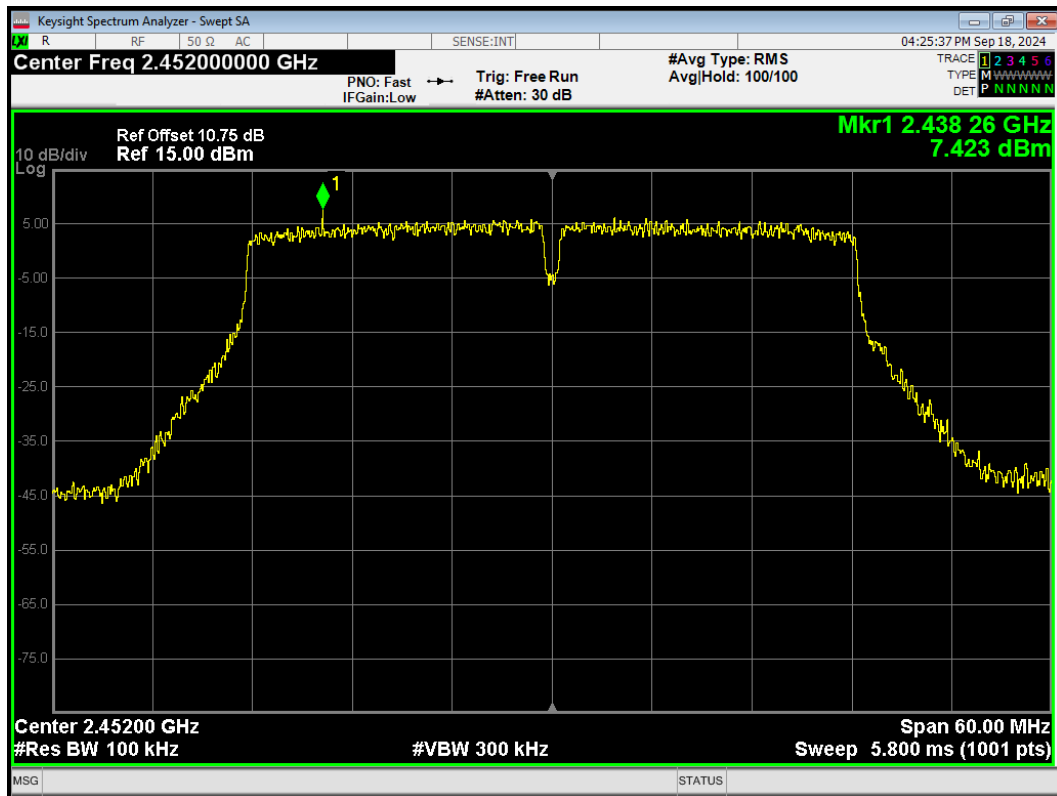
Tx. Spurious 802.11n(HT40) 2437MHz Ref



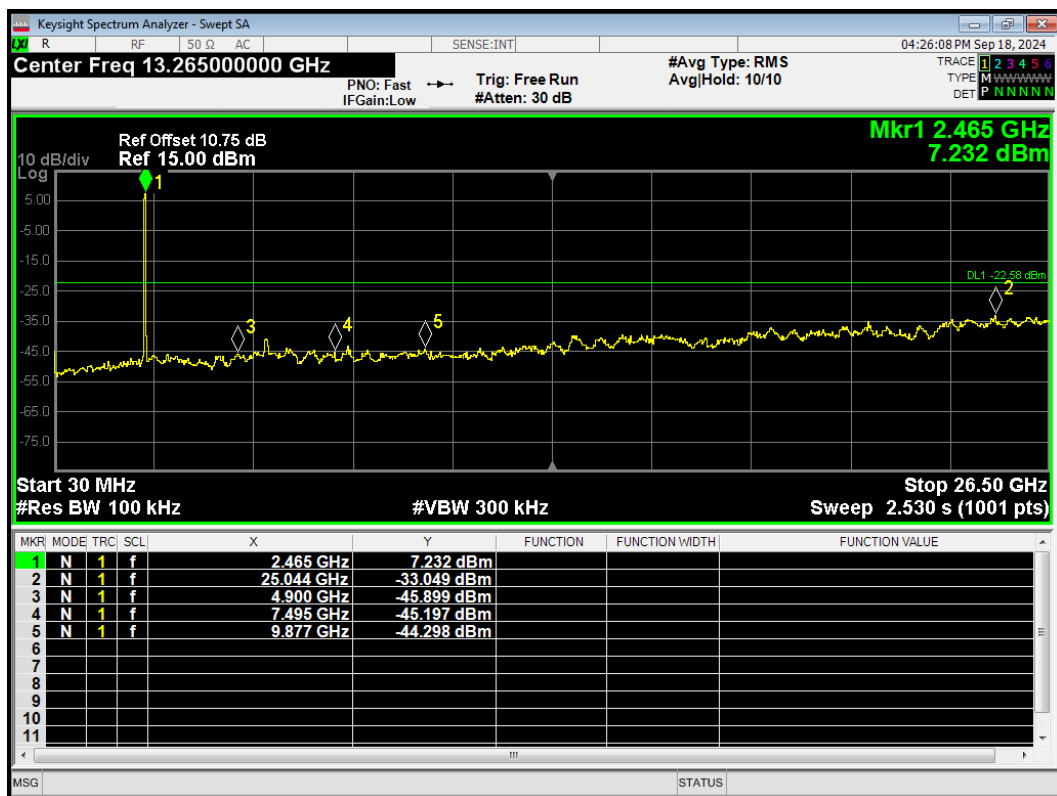
Tx. Spurious 802.11n(HT40) 2437MHz Emission



Tx. Spurious 802.11n(HT40) 2452MHz Ref



Tx. Spurious 802.11n(HT40) 2452MHz Emission



## 5.6. Unwanted Emission

### Ambient Condition

Temperature	Relative humidity
15°C ~ 35°C	20% ~ 80%

### Method of Measurement

The test set-up was made in accordance to the general provisions of ANSI C63.10.

The Equipment Under Test (EUT) was set up on a non-conductive table in the semi-anechoic chamber. The test was performed at the distance of 3 m between the EUT and the receiving antenna.

The turntable shall be rotated from 0 to 360 degrees for detecting the maximum of radiated spurious signal level. The measurements shall be repeated with orthogonal polarization of the test antenna. The data of cable loss and antenna factor has been calibrated in full testing frequency range before the testing. Sweep the Restricted Band and the emissions less than 20 dB below the permissible value are reported.

The radiated emissions measurements were made in a typical installation configuration.

Sweep the whole frequency band through the range from 9 kHz to the 10th harmonic of the carrier, and the emissions less than 20 dB below the permissible value are reported.

This method refer to ANSI C63.10.

The procedure for peak unwanted emissions measurements above 1000 MHz is as follows:

Set the spectrum analyzer in the following:

9kHz~150 kHz

RBW=200Hz, VBW=1kHz/ Sweep=AUTO

150 kHz~30MHz

RBW=9kHz, VBW=30kHz,/ Sweep=AUTO

Below 1GHz

RBW=100kHz / VBW=300kHz / Sweep=AUTO

a) Peak emission levels are measured by setting the instrument as follows:

Above 1GHz

PEAK: RBW=1MHz VBW=3MHz/ Sweep=AUTO

b) Average emission levels are measured by setting the instrument as follows:

Above 1GHz

AVERAGE: RBW=1MHz / VBW=3MHz / Sweep=AUTO

c) Detector: The measurements employing a CISPR quasi-peak detector except for the frequency bands 9-90 kHz, 110-490 kHz and above 1000 MHz. Radiated emission limits in these three bands are based on measurements employing an average detector.

d) Averaging type = power (i.e., rms) (As an alternative, the detector and averaging type may be set for linear voltage averaging. Some instruments require linear display mode to use linear voltage

averaging. Log or dB averaging shall not be used.)

e) Sweep time = auto.

f) Perform a trace average of at least 100 traces if the transmission is continuous. If the transmission is not continuous, then the number of traces shall be increased by a factor of  $1 / D$ , where  $D$  is the duty cycle. For example, with 50% duty cycle, at least 200 traces shall be averaged. (If a specific emission is demonstrated to be continuous—i.e., 100% duty cycle—then rather than turning ON and OFF with the transmit cycle, at least 100 traces shall be averaged.)

g) If tests are performed with the EUT transmitting at a duty cycle less than 98%, then a correction factor shall be added to the measurement results prior to comparing with the emission limit, to compute the emission level that would have been measured had the test been performed at 100% duty cycle. The correction factor is computed as follows:

1) If power averaging (rms) mode was used in the preceding step e), then the correction factor is  $[10 \log (1 / D)]$ , where  $D$  is the duty cycle. For example, if the transmit duty cycle was 50%, then 3 dB shall be added to the measured emission levels.

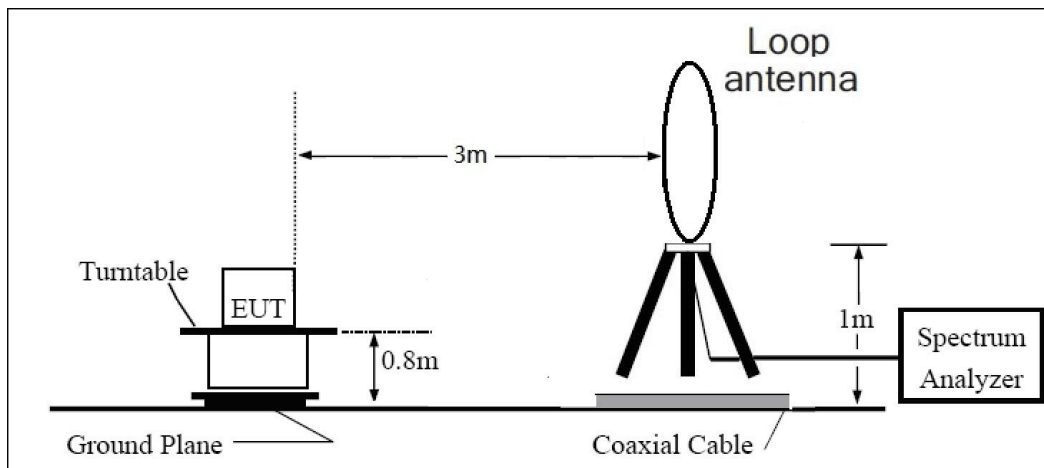
2) If linear voltage averaging mode was used in the preceding step e), then the correction factor is  $[20 \log (1 / D)]$ , where  $D$  is the duty cycle. For example, if the transmit duty cycle was 50%, then 6 dB shall be added to the measured emission levels.

3) If a specific emission is demonstrated to be continuous (100% duty cycle) rather than turning ON and OFF with the transmit cycle, then no duty cycle correction is required for that emission.

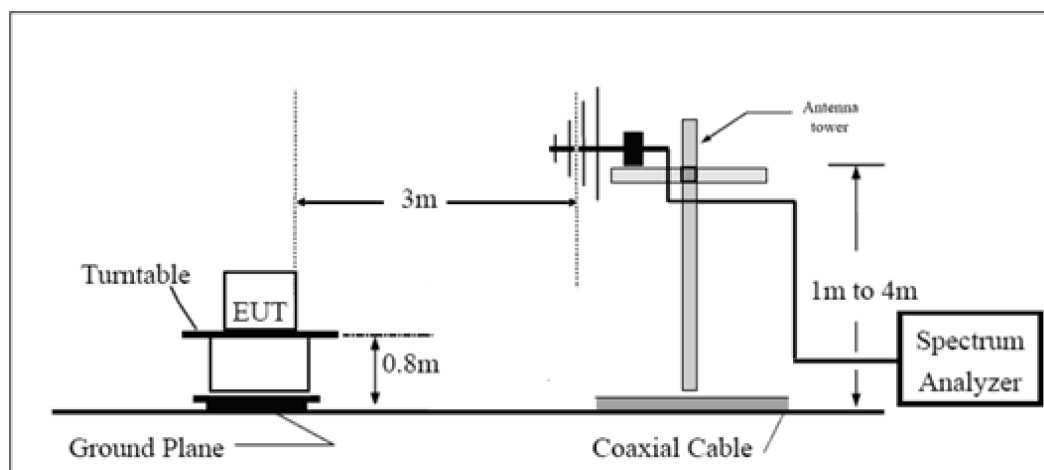
The test is in transmitting mode.

## Test Setup

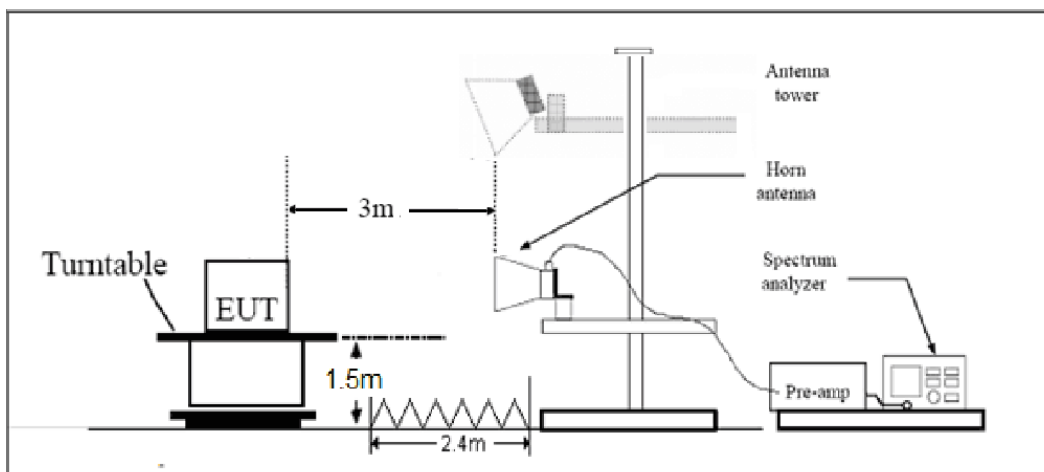
9kHz~ 30MHz



30MHz~ 1GHz



Above 1GHz



Note: Area side:2.4mX3.6m

## Limits

Rule Part 15.247(d) specifies that “In addition, radiated emissions which fall in the restricted bands, as defined in § 15.205(a), must also comply with the radiated emission limits specified in § 15.209(a) (see § 15.205(c)).”

Limit in restricted band

Frequency of emission (MHz)	Field strength( $\mu\text{V/m}$ )	Field strength( $\text{dB}\mu\text{V/m}$ )
0.009–0.490	2400/F(kHz)	/
0.490–1.705	24000/F(kHz)	/
1.705–30.0	30	/
30–88	100	40
88–216	150	43.5
216–960	200	46
Above960	500	54

## §15.35(b)

There is also a limit on the radio frequency emissions, as measured using instrumentation with a peak detector function, corresponding to 20 dB above the maximum permitted average limit.

Peak Limit=74  $\text{dB}\mu\text{V/m}$

Average Limit=54  $\text{dB}\mu\text{V/m}$



Spurious Radiated Emissions are permitted in any of the frequency bands listed below:

MHz	MHz	MHz	GHz
0.090-0.110	16.42-16.423	399.9-410	4.5-5.15
<sup>1</sup> 0.495-0.505	16.69475-16.69525	608-614	5.35-5.46
2.1735-2.1905	16.80425-16.80475	960-1240	7.25-7.75
4.125-4.128	25.5-25.67	1300-1427	8.025-8.5
4.17725-4.17775	37.5-38.25	1435-1626.5	9.0-9.2
4.20725-4.20775	73-74.6	1645.5-1646.5	9.3-9.5
6.215-6.218	74.8-75.2	1660-1710	10.6-12.7
6.26775-6.26825	108-121.94	1718.8-1722.2	13.25-13.4
6.31175-6.31225	123-138	2200-2300	14.47-14.5
8.291-8.294	149.9-150.05	2310-2390	15.35-16.2
8.362-8.366	156.52475-156.52525	2483.5-2500	17.7-21.4
8.37625-8.38675	156.7-156.9	2690-2900	22.01-23.12
8.41425-8.41475	162.0125-167.17	3260-3267	23.6-24.0
12.29-12.293	167.72-173.2	3332-3339	31.2-31.8
12.51975-12.52025	240-285	3345.8-3358	36.43-36.5
12.57675-12.57725	322-335.4	3600-4400	( <sup>2</sup> )
13.36-13.41			

## Measurement Uncertainty

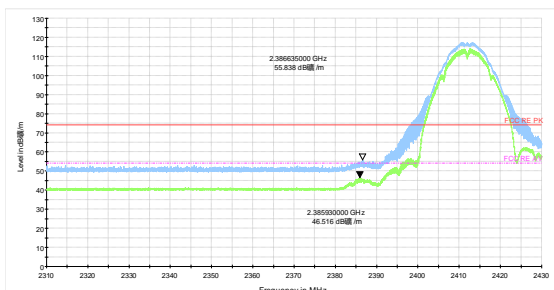
The assessed measurement uncertainty to ensure 95% confidence level for the normal distribution is with the coverage factor  $k = 1.96$ .

Frequency	Uncertainty
9kHz-30MHz	3.55 dB
30MHz-200MHz	4.17 dB
200MHz-1GHz	4.84 dB
1-18GHz	4.35 dB
18-26.5GHz	5.90 dB
26.5GHz~40GHz	5.92 dB

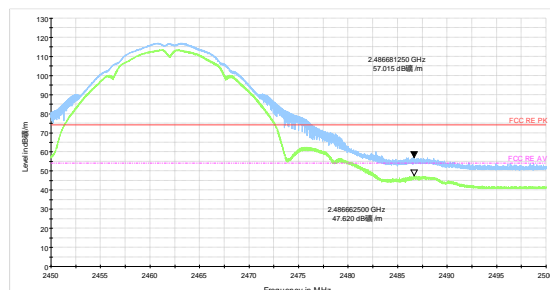
## Test Results:

The following graphs display the maximum values of horizontal and vertical by software.  
Blue trace uses the peak detection, Green trace uses the average detection.

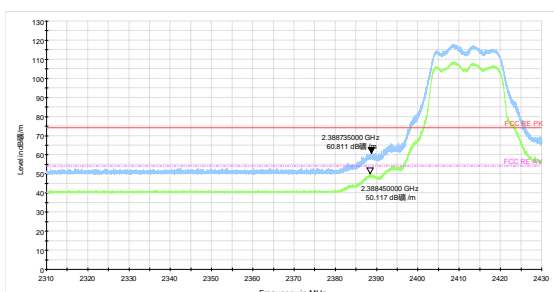
A symbol ( $\text{dB}\mu\text{V/m}$ ) in the test plot below means ( $\text{dB}\mu\text{V/m}$ )



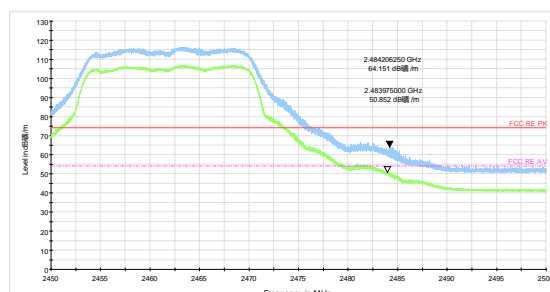
802.11b-Channel 1 Peak+ Average



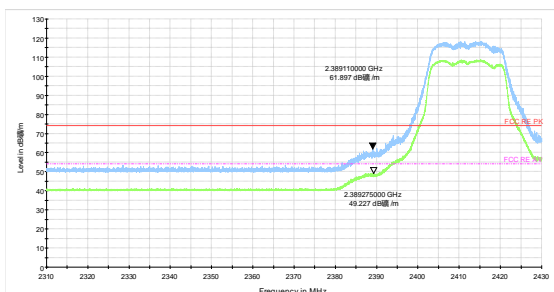
802.11b-Channel 11 Peak+ Average



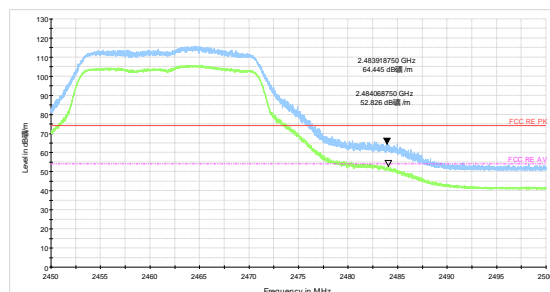
802.11g-Channel 1 Peak+ Average



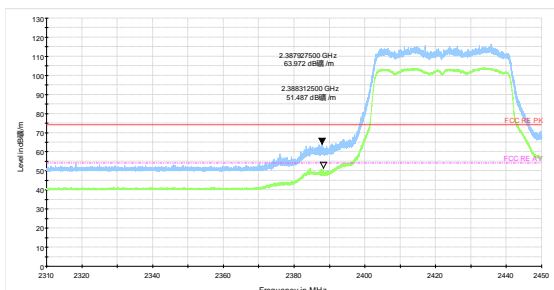
802.11g-Channel 11 Peak+ Average



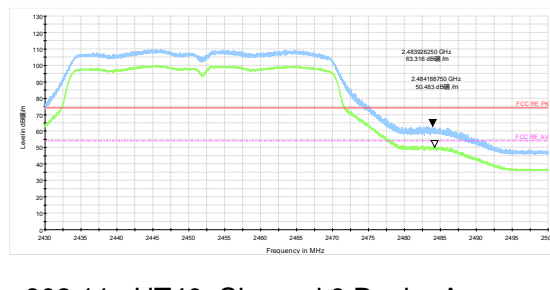
802.11n HT20-Channel 1 Peak+ Average



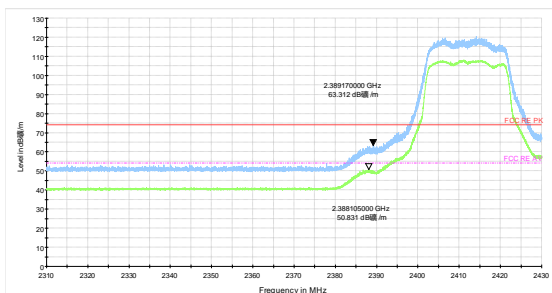
802.11n HT20-Channel 11 Peak+ Average



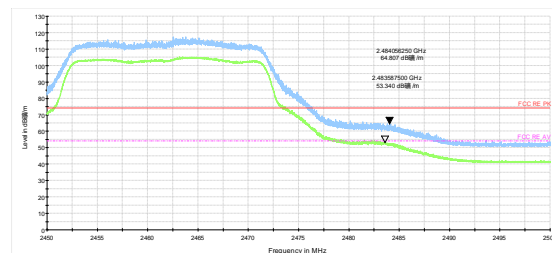
802.11n HT40-Channel 3 Peak+ Average



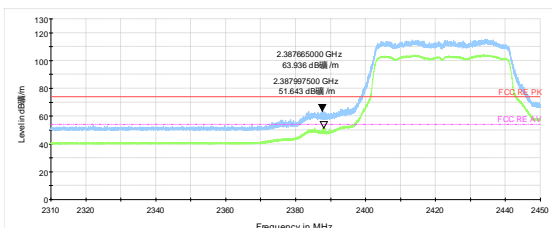
802.11n HT40-Channel 9 Peak+ Average



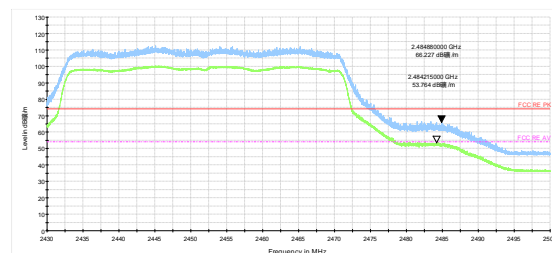
802.11ax HE20-Channel 1 Peak+ Average



802.11ax HE20-Channel 11 Peak+ Average



802.11ax HE40-Channel 3 Peak+ Average



802.11ax HE40-Channel 9 Peak+ Average

## Result of RE

### Test result

Sweep the whole frequency band through the range from 9kHz to the 10th harmonic of the carrier.

The following graphs display the maximum values of horizontal and vertical by software.  
For above 1GHz, Blue trace uses the peak detection, Green trace uses the average detection.

### Continuous TX mode:

#### Remark:

1. **Correction Factor = Antenna factor + Insertion loss (cable loss + amplifier gain)**
2. **Margin = Limit – Quasi-Peak/ MAX Peak/ Average**
3. **For below 1GHz**

~ QP Level @Spectrum Overview H   
 ~ QP Level @Spectrum Overview V   
 ◆ QP Level @Final Results   
 — QP Limit

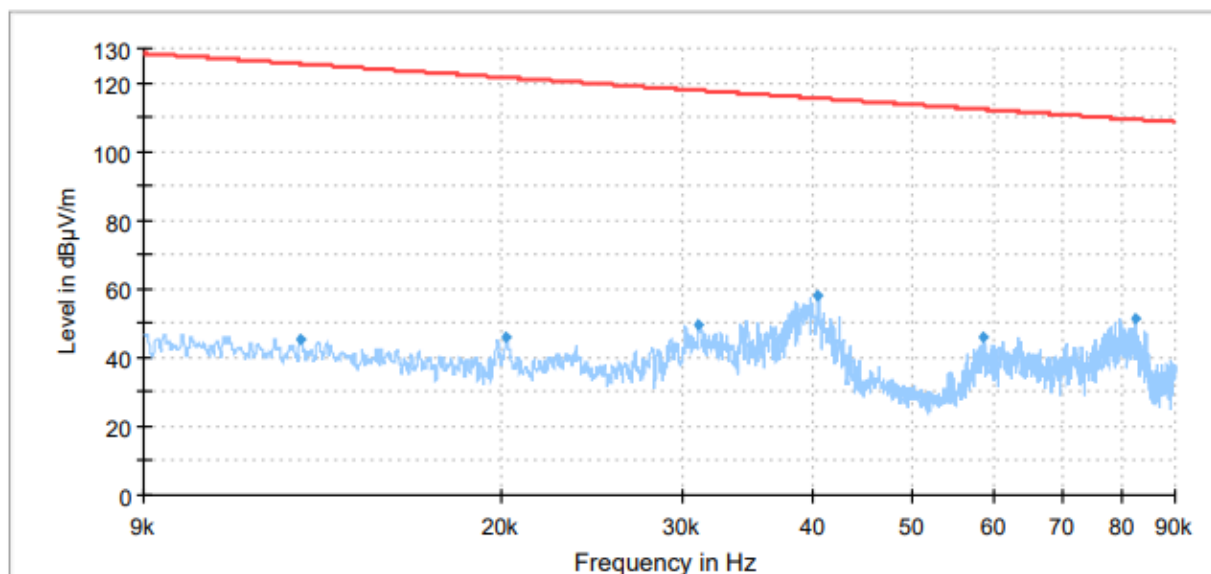
#### For above 1GHz

~ PK Level @Spectrum Overview H   
 ~ PK Level @Spectrum Overview V   
 ◆ PK Level @Final Results   
 — PK Limit  
~ AVG Level @Spectrum Overview H   
 ~ AVG Level @Spectrum Overview V   
 ◆ AVG Level @Final Results   
 — AVG Limit

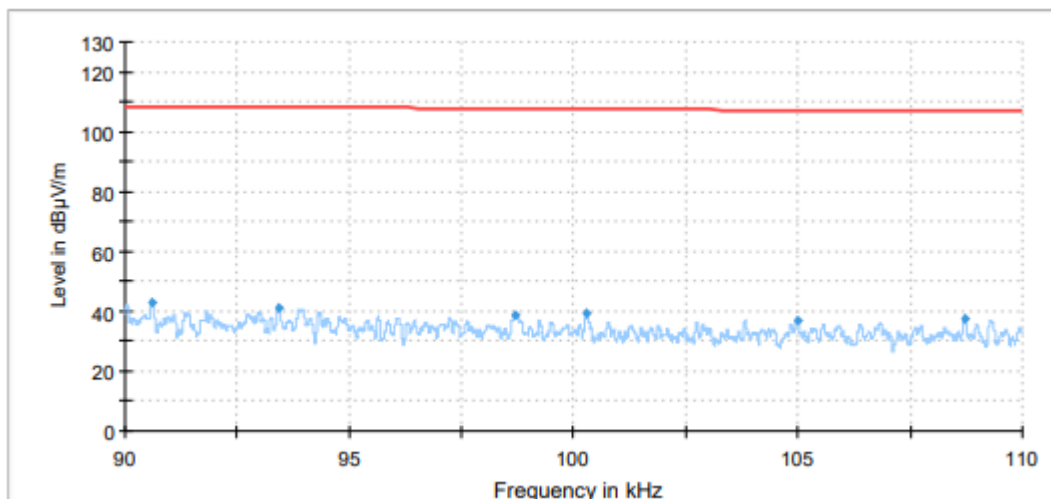
4. **The signal beyond the limit is carrier.**

### Wi-Fi 2.4G

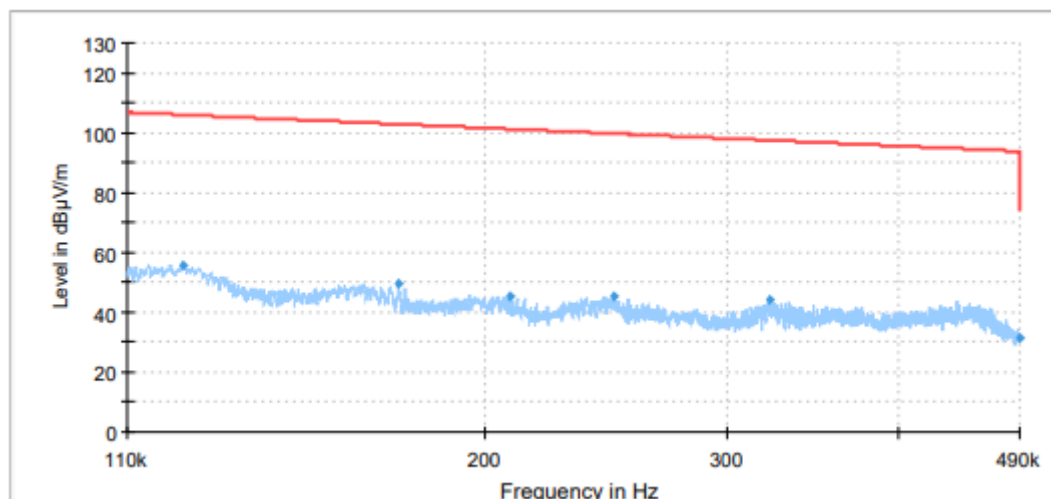
During the test, the Radiates Emission from 9kHz to 1GHz was performed in all modes with all channels. The test data of the worst-case condition was recorded in this report.



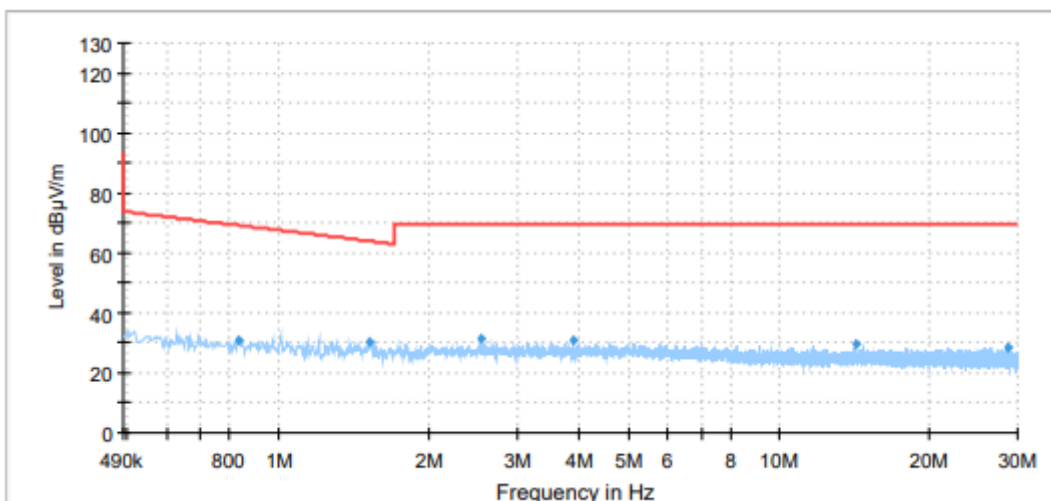
Radiates Emission from 9kHz to 90kHz



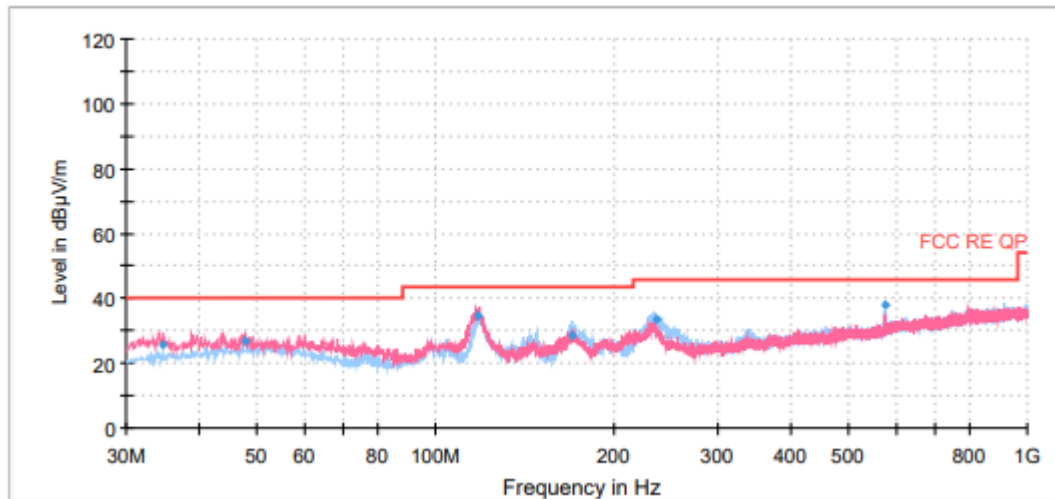
Radiates Emission from 90kHz to 110kHz



Radiates Emission from 110kHz to 490kHz



Radiates Emission from 490kHz to 30MHz

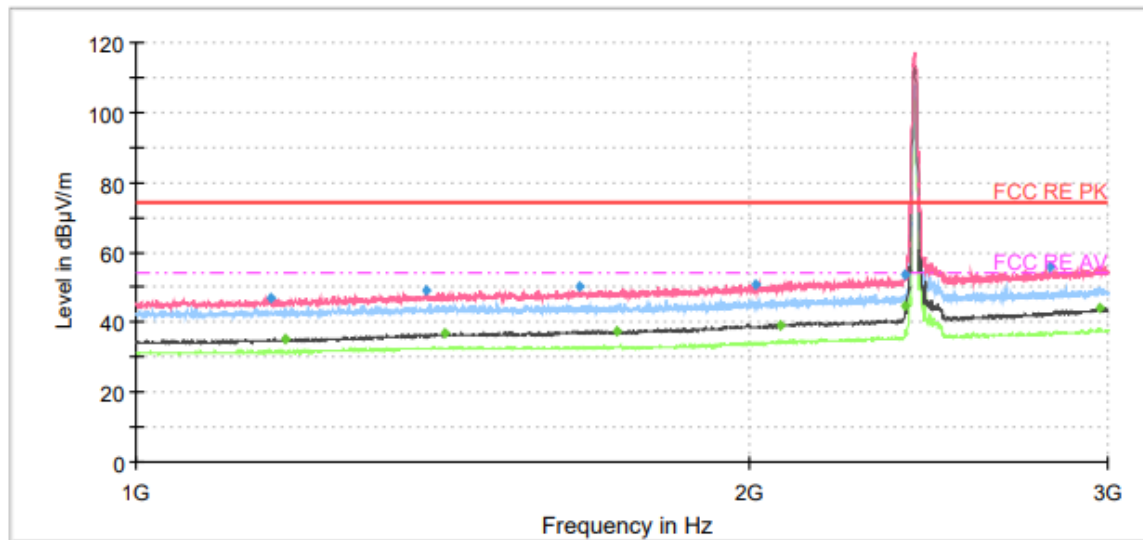


Radiates Emission from 30MHz to 1GHz

## Final\_Result

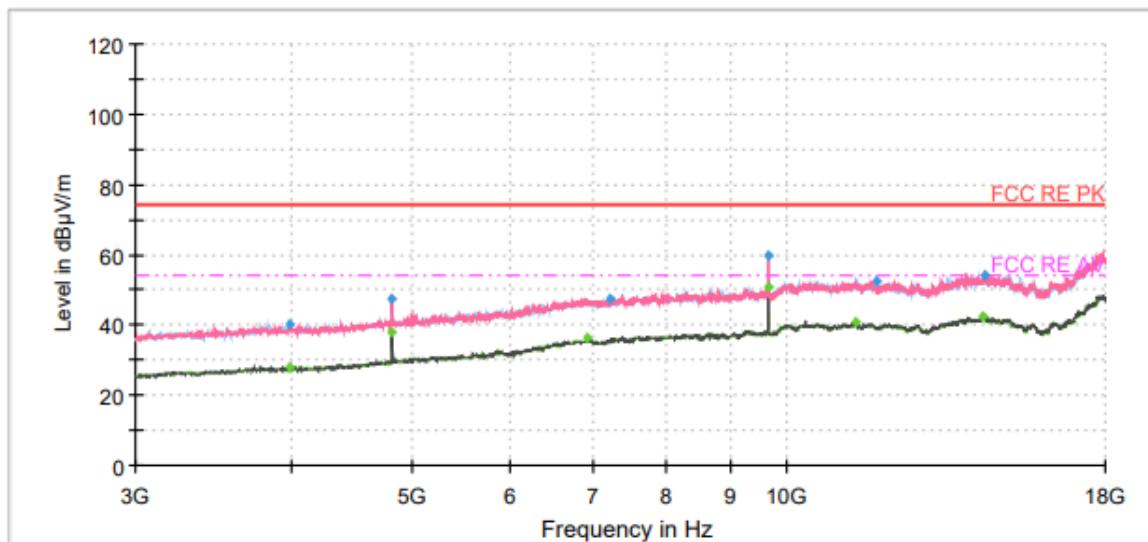
Frequency (MHz)	QuasiPeak (dBμV/m)	Limit (dBμV/m)	Margin (dB)	Meas. Time (ms)	Height (cm)	Pol	Azimuth (deg)	Corr. (dB/m)
34.61	25.83	40.00	14.17	1000.0	103.0	V	255.00	18
47.85	26.82	40.00	13.18	1000.0	103.0	V	0.00	20
118.04	34.54	43.50	8.96	1000.0	101.0	V	213.00	17
169.92	28.67	43.50	14.83	1000.0	201.0	H	236.00	16
235.80	33.59	46.00	12.41	1000.0	122.0	H	188.00	19
576.01	37.99	46.00	8.01	1000.0	122.0	H	248.00	27

## 802.11b CH1



## Final Result

Frequency (MHz)	MaxPeak (dBμV/m)	Average (dBμV/m)	Limit (dBμV/m)	Margin (dB)	Meas. Time (ms)	Height (cm)	Pol	Azimuth (deg)	Corr. (dB/m)
1164.50	46.91	---	74.00	27.09	500.00	100.0	V	232.00	-5
1183.00	---	35.06	54.00	18.94	500.00	100.0	V	355.00	-5
1387.50	49.07	---	74.00	24.93	500.00	100.0	V	160.00	-3
1418.00	---	36.74	54.00	17.26	500.00	100.0	V	350.00	-3
1651.00	50.09	---	74.00	23.91	500.00	100.0	V	350.00	-3
1721.50	---	37.55	54.00	16.45	500.00	100.0	V	353.00	-2
2016.00	50.99	---	74.00	23.01	500.00	100.0	V	136.00	-1
2071.50	---	39.11	54.00	14.89	500.00	100.0	V	226.00	-1
2386.00	---	44.40	54.00	9.60	500.00	200.0	V	0.00	1
2386.50	53.71	---	74.00	20.29	500.00	100.0	V	26.00	1
2810.50	55.80	---	74.00	18.20	500.00	200.0	V	15.00	2
2974.00	---	44.01	54.00	9.99	500.00	100.0	V	313.00	3

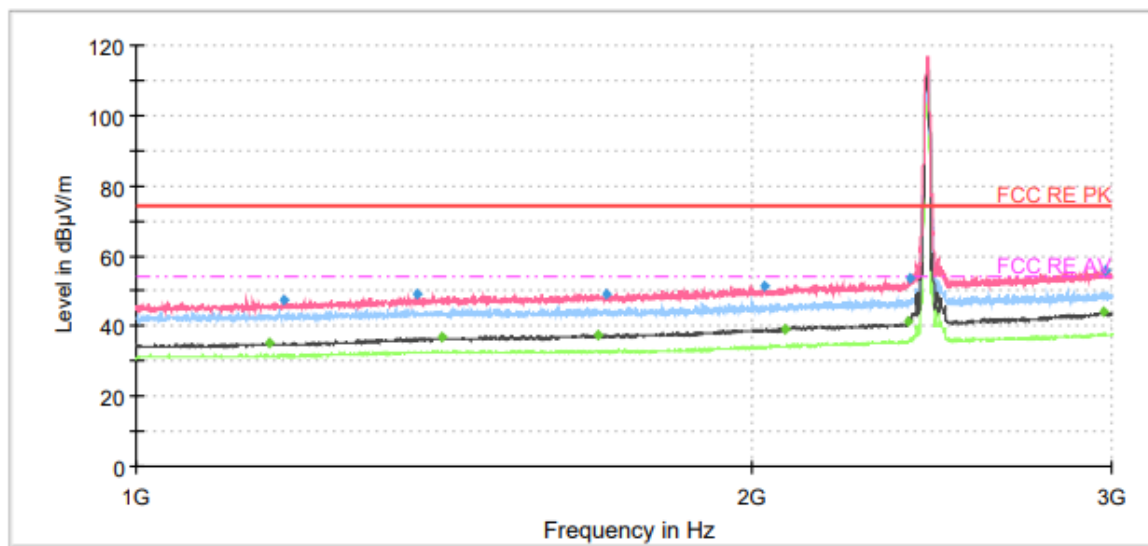


## Final Result

Frequency (MHz)	MaxPeak (dBµV/m)	Average (dBµV/m)	Limit (dBµV/m)	Margin (dB)	Meas. Time (ms)	Height (cm)	Pol	Azimuth (deg)	Corr. (dB/m)
3986.25	39.99	---	74.00	34.01	500.00	200.0	H	348.00	-5
3993.75	---	28.04	54.00	25.96	500.00	200.0	H	55.00	-5
4822.50	---	38.09	54.00	15.91	500.00	100.0	V	168.00	-2
4822.50	47.52	---	74.00	26.48	500.00	100.0	V	168.00	-2
6907.50	---	36.18	54.00	17.82	500.00	100.0	V	62.00	4
7203.75	47.56	---	74.00	26.44	500.00	200.0	H	191.00	4
9648.75	59.46	---	74.00	14.54	500.00	200.0	V	167.00	7
9648.75	---	50.85	54.00	3.15	500.00	200.0	V	167.00	7
11336.25	---	40.89	54.00	13.11	500.00	100.0	V	148.00	9
11797.50	52.35	---	74.00	21.65	500.00	100.0	H	128.00	9
14351.25	---	42.47	54.00	11.53	500.00	100.0	V	49.00	10
14403.75	53.98	---	74.00	20.02	500.00	200.0	V	167.00	10

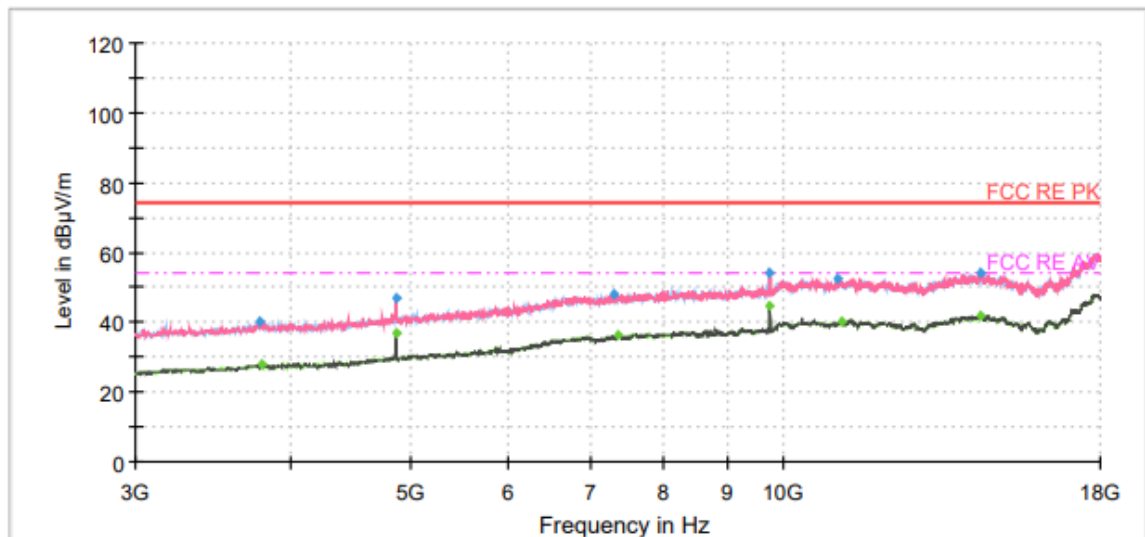


802.11b CH6



## Final Result

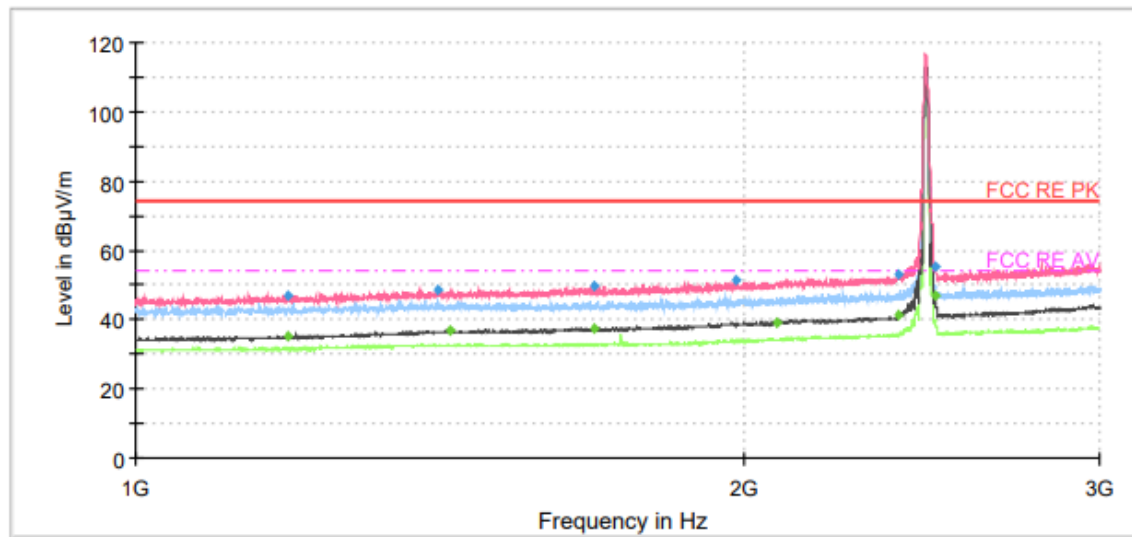
Frequency (MHz)	MaxPeak (dBμV/m)	Average (dBμV/m)	Limit (dBμV/m)	Margin (dB)	Meas. Time (ms)	Height (cm)	Pol	Azimuth (deg)	Corr. (dB/m)
1163.00	---	35.14	54.00	18.86	500.00	200.0	V	71.00	-5
1180.00	47.65	---	74.00	26.35	500.00	100.0	V	315.00	-5
1371.50	49.10	---	74.00	24.90	500.00	200.0	V	52.00	-4
1412.00	---	36.64	54.00	17.36	500.00	100.0	V	194.00	-3
1682.50	---	37.49	54.00	16.51	500.00	100.0	V	340.00	-3
1696.00	49.32	---	74.00	24.68	500.00	100.0	V	357.00	-3
2027.00	51.11	---	74.00	22.89	500.00	100.0	V	37.00	-1
2077.00	---	39.18	54.00	14.82	500.00	100.0	V	231.00	-1
2386.50	---	41.56	54.00	12.44	500.00	100.0	V	134.00	1
2388.00	53.41	---	74.00	20.59	500.00	200.0	V	11.00	1
2972.00	---	44.10	54.00	9.90	500.00	100.0	V	56.00	3
2977.50	55.96	---	74.00	18.04	500.00	100.0	V	356.00	3



## Final Result

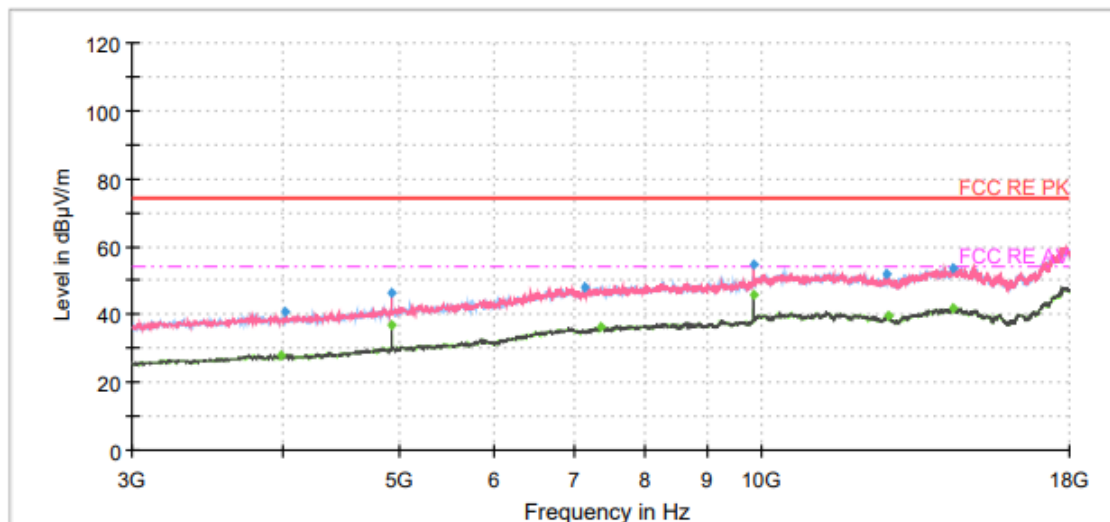
Frequency (MHz)	MaxPeak (dBμV/m)	Average (dBμV/m)	Limit (dBμV/m)	Margin (dB)	Meas. Time (ms)	Height (cm)	Pol	Azimuth (deg)	Corr. (dB/m)
3783.75	40.25	---	74.00	33.75	500.00	100.0	V	5.00	-6
3795.00	---	27.99	54.00	26.01	500.00	100.0	V	57.00	-6
4871.25	---	36.69	54.00	17.31	500.00	100.0	V	165.00	-2
4871.25	46.97	---	74.00	27.03	500.00	100.0	V	165.00	-2
7293.75	47.94	---	74.00	26.06	500.00	100.0	H	58.00	4
7338.75	---	36.15	54.00	17.86	500.00	100.0	H	331.00	5
9746.25	53.94	---	74.00	20.06	500.00	200.0	V	159.00	7
9746.25	---	44.46	54.00	9.54	500.00	200.0	V	159.00	7
11055.00	52.40	---	74.00	21.60	500.00	200.0	H	286.00	9
11115.00	---	40.05	54.00	13.95	500.00	200.0	H	0.00	9
14381.25	---	41.98	54.00	12.02	500.00	100.0	V	131.00	10
14403.75	54.00	---	74.00	20.00	500.00	200.0	H	55.00	10

802.11b CH11



## Final Result

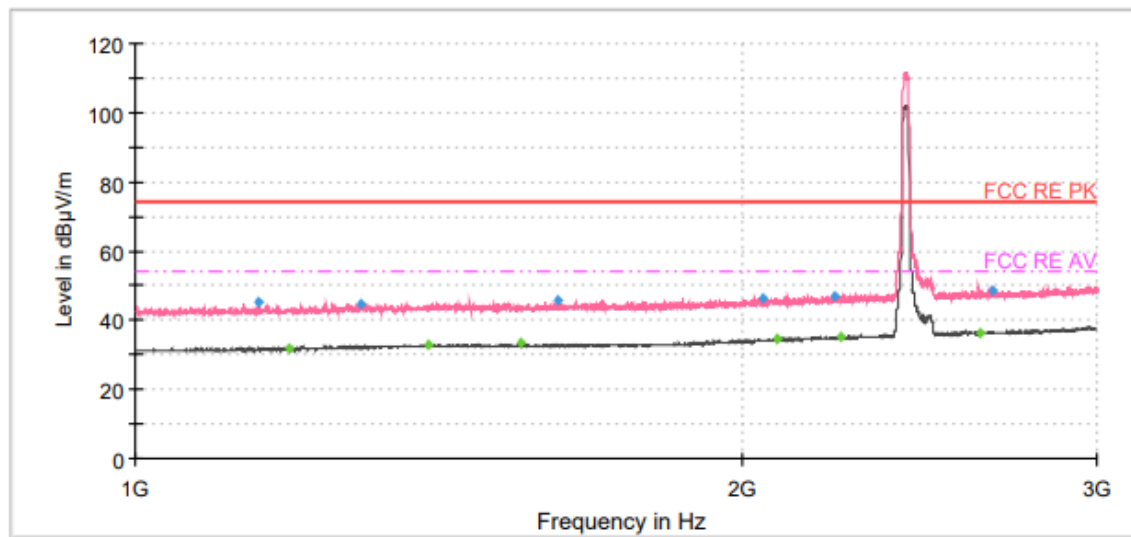
Frequency (MHz)	MaxPeak (dBμV/m)	Average (dBμV/m)	Limit (dBμV/m)	Margin (dB)	Meas. Time (ms)	Height (cm)	Pol	Azimuth (deg)	Corr. (dB/m)
1189.50	---	35.19	54.00	18.81	500.00	100.0	V	308.00	-5
1190.50	47.13	---	74.00	26.87	500.00	100.0	V	356.00	-5
1412.00	48.48	---	74.00	25.52	500.00	200.0	V	44.00	-3
1430.50	---	36.79	54.00	17.21	500.00	100.0	V	241.00	-3
1685.00	---	37.57	54.00	16.43	500.00	100.0	V	73.00	-3
1686.00	49.75	---	74.00	24.25	500.00	100.0	V	249.00	-3
1984.00	51.27	---	74.00	22.73	500.00	100.0	V	205.00	-1
2075.50	---	39.23	54.00	14.77	500.00	200.0	V	80.00	-1
2386.00	52.95	---	74.00	21.05	500.00	200.0	V	8.00	1
2386.50	---	41.11	54.00	12.89	500.00	200.0	V	1.00	1
2487.00	---	46.65	54.00	7.35	500.00	200.0	V	25.00	1
2489.50	55.10	---	74.00	18.90	500.00	200.0	V	3.00	1



## Final Result

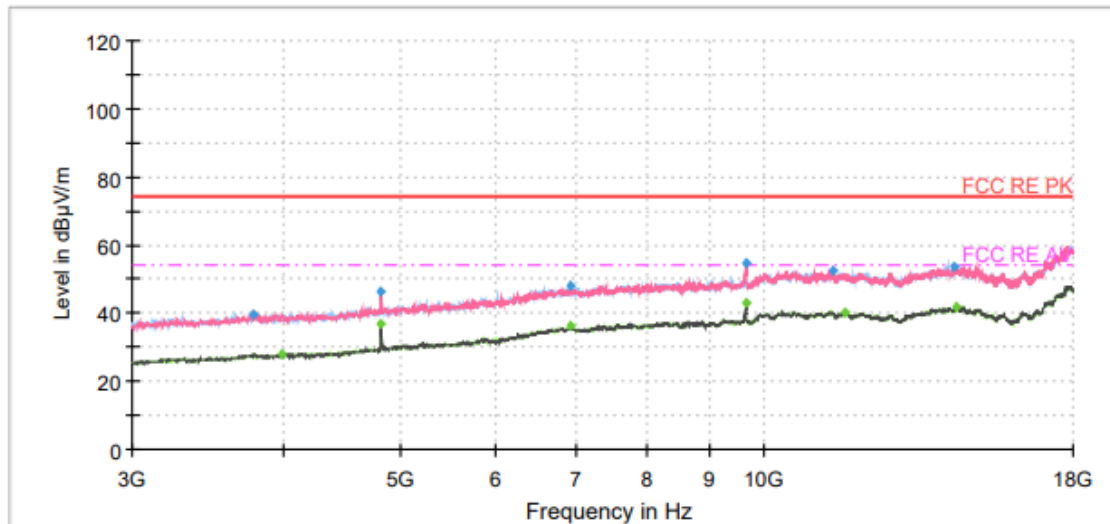
Frequency (MHz)	MaxPeak (dBμV/m)	Average (dBμV/m)	Limit (dBμV/m)	Margin (dB)	Meas. Time (ms)	Height (cm)	Pol	Azimuth (deg)	Corr. (dB/m)
3993.75	---	27.93	54.00	26.07	500.00	100.0	V	61.00	-5
4023.75	40.75	---	74.00	33.25	500.00	200.0	H	97.00	-5
4923.75	---	36.93	54.00	17.07	500.00	100.0	V	168.00	-2
4923.75	46.45	---	74.00	27.55	500.00	100.0	V	168.00	-2
7136.25	48.10	---	74.00	25.90	500.00	200.0	H	185.00	4
7338.75	---	36.29	54.00	17.71	500.00	200.0	V	268.00	5
9847.50	54.83	---	74.00	19.17	500.00	200.0	V	168.00	7
9847.50	---	45.53	54.00	8.47	500.00	200.0	V	168.00	7
12708.75	51.66	---	74.00	22.34	500.00	200.0	V	242.00	8
12727.50	---	39.59	54.00	14.41	500.00	200.0	H	0.00	8
14400.00	---	41.98	54.00	12.02	500.00	200.0	H	0.00	10
14400.00	53.61	---	74.00	20.39	500.00	100.0	V	27.00	10

802.11g CH1



## Final Result

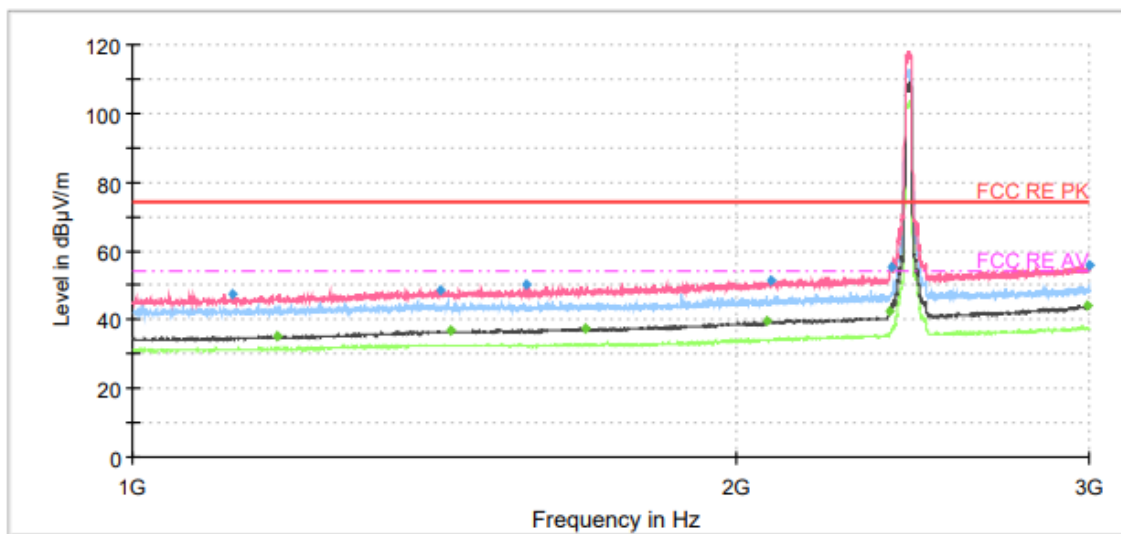
Frequency (MHz)	MaxPeak (dBμV/m)	Limit (dBμV/m)	Margin (dB)	Meas. Time (ms)	Height (cm)	Pol	Azimuth (deg)	Corr. (dB/m)
1150.50	44.97	74.00	29.03	500.00	200.0	V	0.00	-5
1193.00	---	54.00	22.12	500.00	200.0	V	312.00	-5
1292.50	44.91	74.00	29.09	500.00	100.0	V	345.00	-4
1398.50	---	54.00	21.06	500.00	200.0	V	207.00	-3
1554.50	---	54.00	20.74	500.00	200.0	V	207.00	-3
1621.50	45.81	74.00	28.19	500.00	200.0	V	128.00	-3
2049.00	46.51	74.00	27.49	500.00	100.0	V	330.00	-1
2080.00	---	54.00	19.31	500.00	200.0	V	288.00	-1
2224.00	46.99	74.00	27.01	500.00	100.0	V	216.00	0
2240.00	---	54.00	19.09	500.00	200.0	V	8.00	0
2627.50	---	54.00	17.69	500.00	100.0	V	222.00	1
2659.50	48.50	74.00	25.50	500.00	100.0	V	257.00	2



## Final Result

Frequency (MHz)	MaxPeak (dBμV/m)	Average (dBμV/m)	Limit (dBμV/m)	Margin (dB)	Meas. Time (ms)	Height (cm)	Pol	Azimuth (deg)	Corr. (dB/m)
3783.75	39.58	---	74.00	34.42	500.00	100.0	V	178.00	-6
3990.00	---	27.97	54.00	26.03	500.00	200.0	V	196.00	-5
4822.50	---	36.58	54.00	17.42	500.00	200.0	V	182.00	-2
4822.50	46.07	---	74.00	27.93	500.00	100.0	V	171.00	-2
6907.50	---	36.15	54.00	17.85	500.00	200.0	V	230.00	4
6907.50	47.79	---	74.00	26.21	500.00	200.0	H	136.00	4
9652.50	54.64	---	74.00	19.36	500.00	200.0	V	162.00	7
9652.50	---	42.76	54.00	11.24	500.00	200.0	V	162.00	7
11373.75	52.69	---	74.00	21.31	500.00	100.0	H	236.00	9
11662.50	---	40.04	54.00	13.96	500.00	200.0	H	3.00	9
14358.75	53.75	---	74.00	20.25	500.00	100.0	H	283.00	10
14403.75	---	42.01	54.00	11.99	500.00	200.0	H	8.00	10

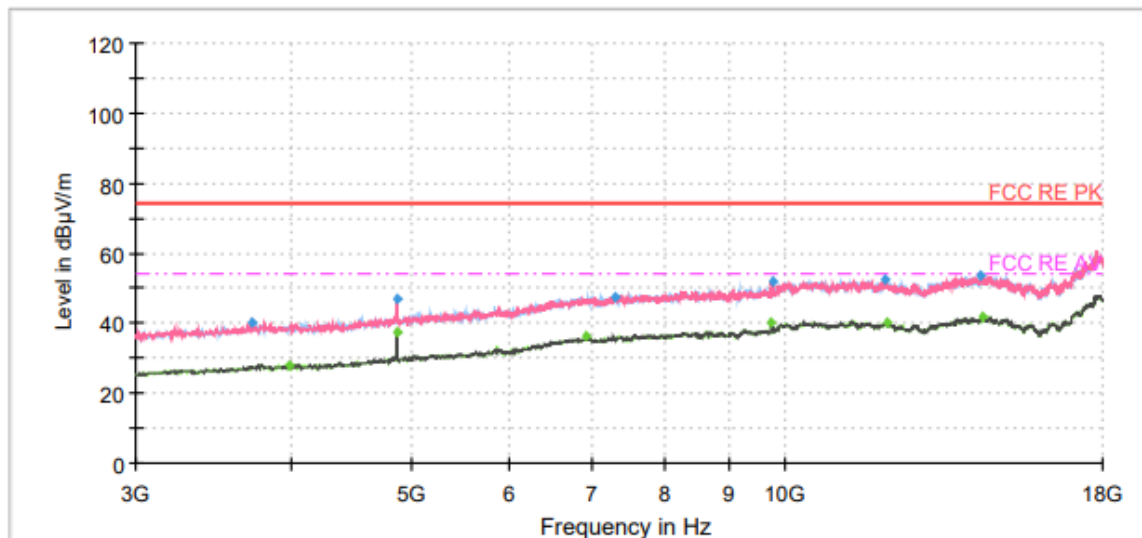
802.11g CH6



## Final Result

Frequency (MHz)	MaxPeak (dBμV/m)	Average (dBμV/m)	Limit (dBμV/m)	Margin (dB)	Meas. Time (ms)	Height (cm)	Pol	Azimuth (deg)	Corr. (dB/m)
1122.00	47.52	---	74.00	26.48	500.00	200.0	V	0.00	-5
1182.00	---	35.03	54.00	18.97	500.00	200.0	V	117.00	-5
1424.50	48.59	---	74.00	25.41	500.00	100.0	V	2.00	-3
1440.00	---	36.62	54.00	17.38	500.00	100.0	V	138.00	-3
1572.00	50.15	---	74.00	23.85	500.00	100.0	V	49.00	-3
1684.00	---	37.58	54.00	16.42	500.00	100.0	V	6.00	-3
2071.50	---	39.39	54.00	14.62	500.00	100.0	V	316.00	-1
2079.50	51.34	---	74.00	22.66	500.00	200.0	V	266.00	-1
2386.00	---	42.29	54.00	11.71	500.00	200.0	V	0.00	1
2387.50	55.09	---	74.00	18.91	500.00	200.0	V	353.00	1
2994.00	---	43.95	54.00	10.05	500.00	100.0	V	132.00	3
2998.50	55.57	---	74.00	18.43	500.00	200.0	V	0.00	3



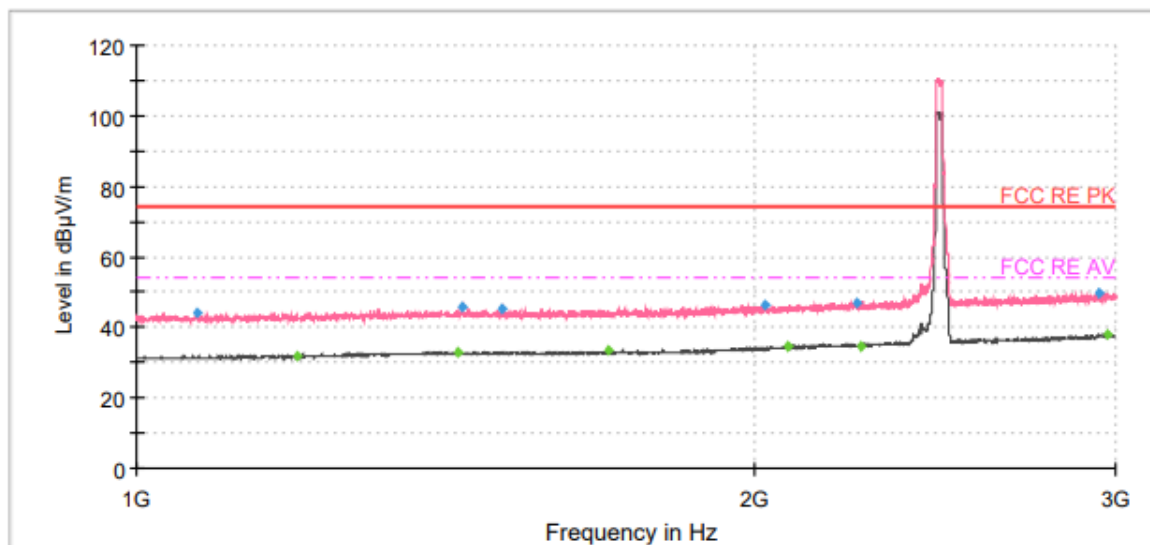


## Final Result

Frequency (MHz)	MaxPeak (dBμV/m)	Average (dBμV/m)	Limit (dBμV/m)	Margin (dB)	Meas. Time (ms)	Height (cm)	Pol	Azimuth (deg)	Corr. (dB/m)
3727.50	40.14	---	74.00	33.86	500.00	200.0	V	263.00	-6
3993.75	---	27.99	54.00	26.01	500.00	200.0	H	83.00	-5
4871.25	---	37.15	54.00	16.85	500.00	100.0	V	168.00	-2
4871.25	46.78	---	74.00	27.22	500.00	100.0	V	168.00	-2
6907.50	---	36.47	54.00	17.53	500.00	200.0	V	193.00	4
7305.00	47.54	---	74.00	26.46	500.00	100.0	V	141.00	4
9742.50	---	40.01	54.00	13.99	500.00	200.0	V	159.00	7
9750.00	52.04	---	74.00	21.96	500.00	200.0	V	166.00	7
12000.00	52.60	---	74.00	21.40	500.00	100.0	H	247.00	9
12063.75	---	39.96	54.00	14.04	500.00	200.0	V	358.00	9
14370.00	53.42	---	74.00	20.58	500.00	200.0	V	233.00	10
14403.75	---	41.86	54.00	12.14	500.00	200.0	H	24.00	10

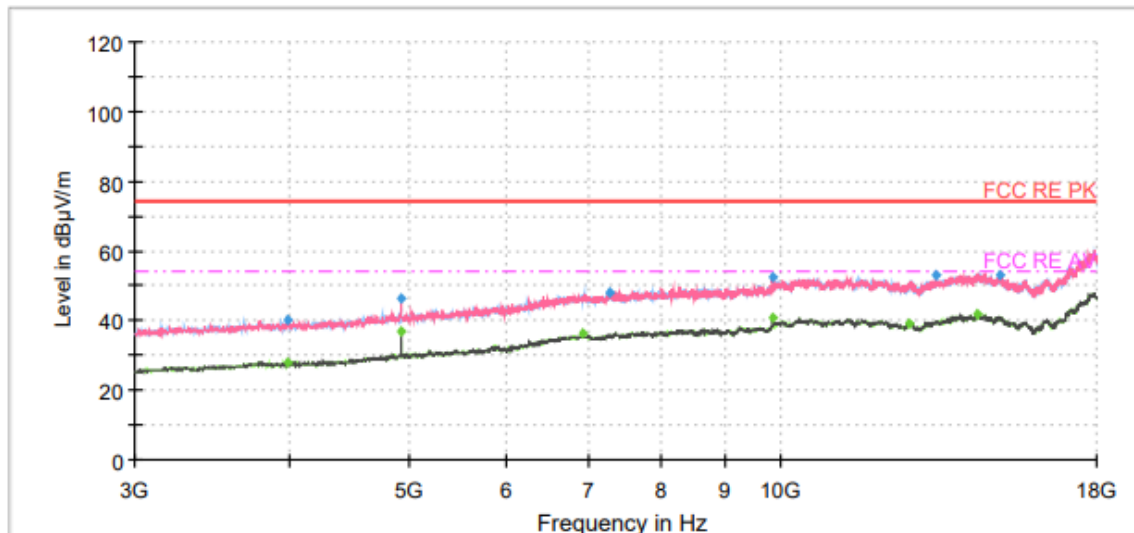


802.11g CH11



## Final Result

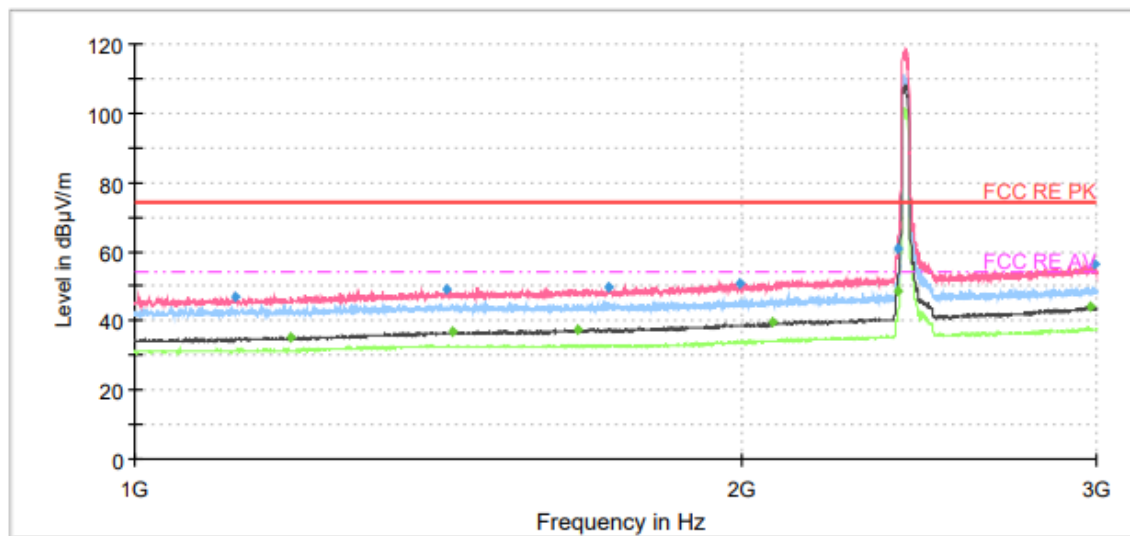
Frequency (MHz)	MaxPeak (dBμV/m)	Limit (dBμV/m)	Margin (dB)	Meas. Time (ms)	Height (cm)	Pol	Azimuth (deg)	Corr. (dB/m)
1070.00	44.15	74.00	29.85	500.00	100.0	V	68.00	-5
1198.00	---	54.00	22.00	500.00	200.0	V	59.00	-5
1434.50	---	54.00	21.17	500.00	100.0	V	359.00	-3
1439.50	45.53	74.00	28.47	500.00	100.0	V	138.00	-3
1505.00	45.44	74.00	28.56	500.00	200.0	V	1.00	-3
1697.00	---	54.00	20.74	500.00	100.0	V	290.00	-3
2026.00	46.40	74.00	27.60	500.00	100.0	V	246.00	-1
2079.00	---	54.00	19.47	500.00	100.0	V	210.00	-1
2243.00	46.75	74.00	27.25	500.00	100.0	V	302.00	0
2256.00	---	54.00	19.15	500.00	200.0	V	89.00	0
2945.50	49.86	74.00	24.14	500.00	100.0	V	308.00	2
2970.50	---	54.00	15.88	500.00	100.0	V	290.00	3



## Final Result

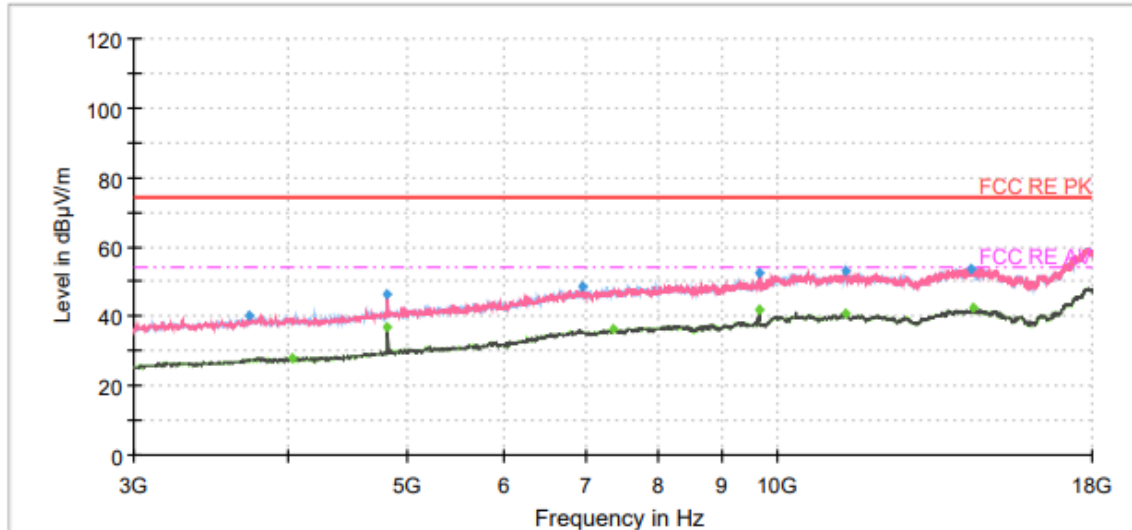
Frequency (MHz)	MaxPeak (dBμV/m)	Average (dBμV/m)	Limit (dBμV/m)	Margin (dB)	Meas. Time (ms)	Height (cm)	Pol	Azimuth (deg)	Corr. (dB/m)
3990.00	40.42	---	74.00	33.58	500.00	100.0	H	206.00	-5
3993.75	---	28.04	54.00	25.96	500.00	100.0	V	6.00	-5
4923.75	---	36.61	54.00	17.39	500.00	200.0	V	168.00	-2
4923.75	46.33	---	74.00	27.67	500.00	200.0	V	168.00	-2
6907.50	---	36.24	54.00	17.76	500.00	200.0	V	195.00	4
7252.50	48.15	---	74.00	25.85	500.00	200.0	V	353.00	4
9847.50	---	40.70	54.00	13.30	500.00	200.0	V	161.00	7
9855.00	52.44	---	74.00	21.56	500.00	200.0	V	161.00	7
12708.75	---	39.25	54.00	14.75	500.00	200.0	H	19.00	8
13335.00	52.80	---	74.00	21.20	500.00	200.0	V	161.00	8
14407.50	---	42.00	54.00	12.00	500.00	100.0	V	160.00	10
15007.50	52.92	---	74.00	21.08	500.00	100.0	H	349.00	9

802.11n (HT20) CH1



## Final Result

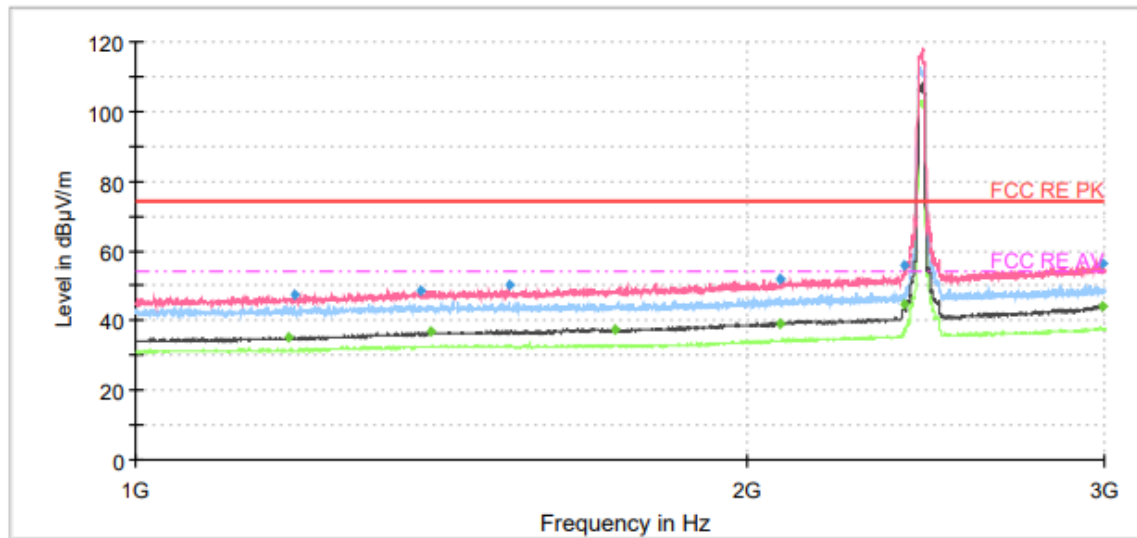
Frequency (MHz)	MaxPeak (dBμV/m)	Average (dBμV/m)	Limit (dBμV/m)	Margin (dB)	Meas. Time (ms)	Height (cm)	Pol	Azimuth (deg)	Corr. (dB/m)
1122.50	47.06	---	74.00	26.94	500.00	200.0	V	0.00	-5
1193.50	---	35.08	54.00	18.92	500.00	200.0	V	133.00	-5
1426.50	49.22	---	74.00	24.78	500.00	200.0	V	272.00	-3
1438.00	---	36.65	54.00	17.35	500.00	200.0	V	170.00	-3
1657.00	---	37.64	54.00	16.36	500.00	100.0	V	65.00	-3
1719.00	49.48	---	74.00	24.52	500.00	200.0	V	354.00	-2
1998.00	50.86	---	74.00	23.14	500.00	100.0	V	275.00	-1
2073.50	---	39.40	54.00	14.60	500.00	100.0	V	18.00	-1
2387.50	---	48.36	54.00	5.64	500.00	200.0	V	337.00	1
2388.50	60.65	---	74.00	13.35	500.00	100.0	V	342.00	1
2976.00	---	43.98	54.00	10.02	500.00	200.0	V	302.00	3
2996.00	56.20	---	74.00	17.80	500.00	200.0	V	337.00	3



## Final Result

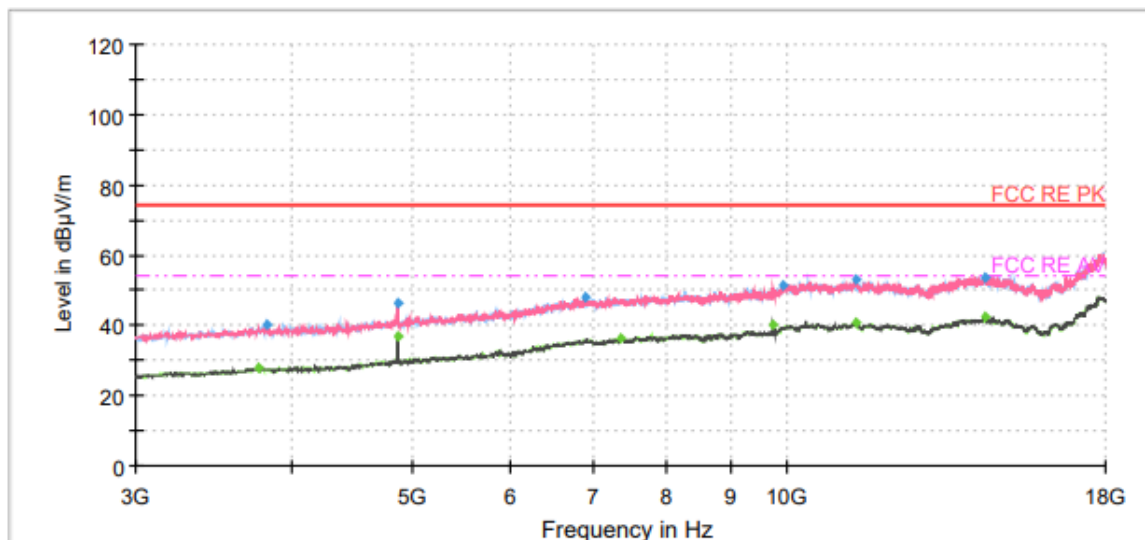
Frequency (MHz)	MaxPeak (dBμV/m)	Average (dBμV/m)	Limit (dBμV/m)	Margin (dB)	Meas. Time (ms)	Height (cm)	Pol	Azimuth (deg)	Corr. (dB/m)
3716.25	40.30	---	74.00	33.70	500.00	200.0	H	254.00	-6
4027.50	---	27.95	54.00	26.05	500.00	100.0	V	234.00	-5
4822.50	---	36.61	54.00	17.39	500.00	200.0	V	194.00	-2
4822.50	46.25	---	74.00	27.75	500.00	200.0	V	194.00	-2
6937.50	48.61	---	74.00	25.39	500.00	100.0	V	123.00	4
7338.75	---	36.27	54.00	17.73	500.00	200.0	H	132.00	5
9645.00	52.46	---	74.00	21.54	500.00	200.0	V	160.00	7
9648.75	---	42.06	54.00	11.94	500.00	200.0	V	160.00	7
11328.75	52.87	---	74.00	21.13	500.00	200.0	H	105.00	9
11340.00	---	40.66	54.00	13.34	500.00	100.0	H	175.00	9
14358.75	53.70	---	74.00	20.30	500.00	100.0	V	308.00	10
14407.50	---	42.42	54.00	11.58	500.00	100.0	H	0.00	10

802.11n (HT20) CH6



## Final Result

Frequency (MHz)	MaxPeak (dBμV/m)	Average (dBμV/m)	Limit (dBμV/m)	Margin (dB)	Meas. Time (ms)	Height (cm)	Pol	Azimuth (deg)	Corr. (dB/m)
1189.00	---	35.26	54.00	18.74	500.00	200.0	V	297.00	-5
1199.00	47.68	---	74.00	26.32	500.00	200.0	V	206.00	-5
1382.50	48.77	---	74.00	25.23	500.00	100.0	V	111.00	-3
1397.00	---	36.69	54.00	17.31	500.00	100.0	V	312.00	-3
1526.50	49.97	---	74.00	24.03	500.00	100.0	V	159.00	-3
1722.00	---	37.50	54.00	16.50	500.00	200.0	V	302.00	-2
2078.00	---	39.28	54.00	14.72	500.00	200.0	V	49.00	-1
2078.50	51.75	---	74.00	22.25	500.00	200.0	V	355.00	-1
2389.00	55.56	---	74.00	18.44	500.00	200.0	V	0.00	1
2389.00	---	44.47	54.00	9.53	500.00	200.0	V	0.00	1
2992.00	56.17	---	74.00	17.83	500.00	100.0	V	269.00	3
2995.00	---	44.06	54.00	9.94	500.00	200.0	V	104.00	3

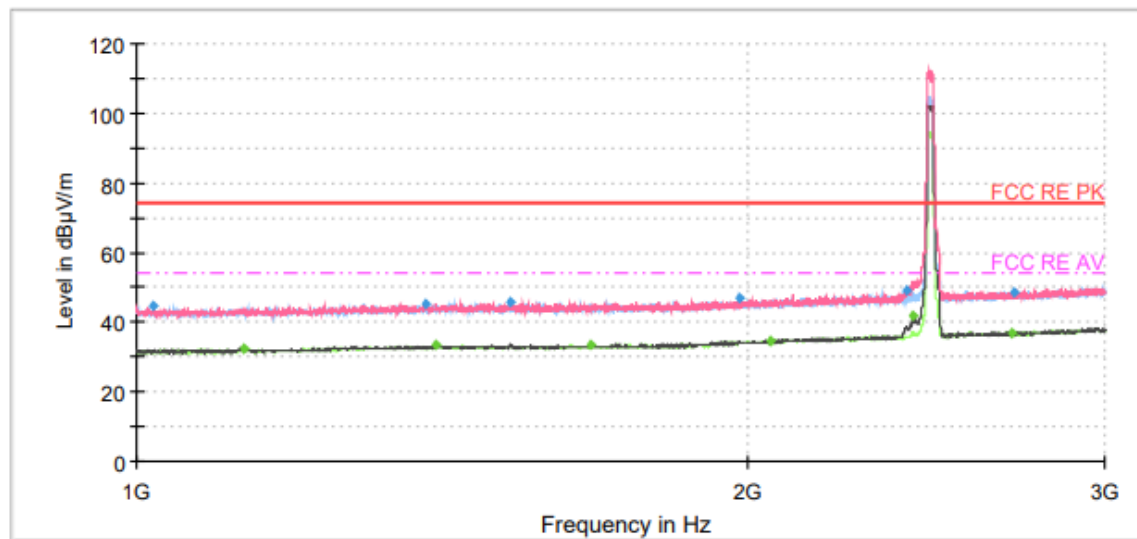


## Final Result

Frequency (MHz)	MaxPeak (dBμV/m)	Average (dBμV/m)	Limit (dBμV/m)	Margin (dB)	Meas. Time (ms)	Height (cm)	Pol	Azimuth (deg)	Corr. (dB/m)
3761.25	---	27.94	54.00	26.06	500.00	100.0	V	110.00	-6
3828.75	40.30	---	74.00	33.70	500.00	200.0	H	13.00	-6
4871.25	---	36.58	54.00	17.42	500.00	100.0	V	164.00	-2
4871.25	46.34	---	74.00	27.66	500.00	100.0	V	164.00	-2
6881.25	48.07	---	74.00	25.93	500.00	200.0	V	308.00	4
7338.75	---	36.10	54.00	17.90	500.00	100.0	V	279.00	5
9746.25	---	40.20	54.00	13.80	500.00	200.0	V	167.00	7
9900.00	51.46	---	74.00	22.54	500.00	100.0	V	198.00	7
11340.00	52.78	---	74.00	21.22	500.00	100.0	H	243.00	9
11347.50	---	40.67	54.00	13.33	500.00	100.0	V	144.00	9
14403.75	53.65	---	74.00	20.35	500.00	200.0	V	99.00	10
14407.50	---	42.47	54.00	11.53	500.00	200.0	V	228.00	10

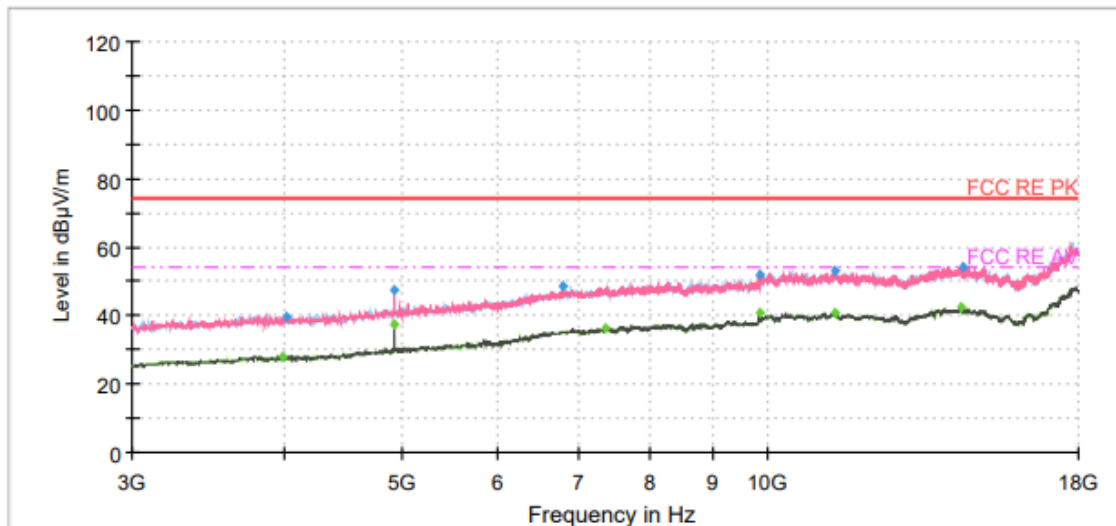


802.11n (HT20) CH11



## Final Result

Frequency (MHz)	MaxPeak (dBμV/m)	Average (dBμV/m)	Limit (dBμV/m)	Margin (dB)	Meas. Time (ms)	Height (cm)	Pol	Azimuth (deg)	Corr. (dB/m)
1018.50	44.81	---	74.00	29.19	500.00	100.0	H	123.00	-5
1129.00	---	32.14	54.00	21.86	500.00	100.0	H	296.00	-5
1387.00	45.12	---	74.00	28.88	500.00	100.0	V	34.00	-3
1405.00	---	33.33	54.00	20.67	500.00	100.0	H	290.00	-3
1527.00	45.68	---	74.00	28.32	500.00	100.0	V	172.00	-3
1675.00	---	33.41	54.00	20.59	500.00	200.0	H	0.00	-3
1984.00	47.11	---	74.00	26.89	500.00	100.0	H	358.00	-1
2052.50	---	34.79	54.00	19.21	500.00	200.0	V	216.00	-1
2394.50	49.35	---	74.00	24.65	500.00	100.0	V	17.00	1
2414.50	---	41.88	54.00	12.12	500.00	100.0	V	4.00	1
2699.50	---	36.71	54.00	17.29	500.00	200.0	H	2.00	2
2707.50	48.49	---	74.00	25.51	500.00	200.0	H	0.00	2

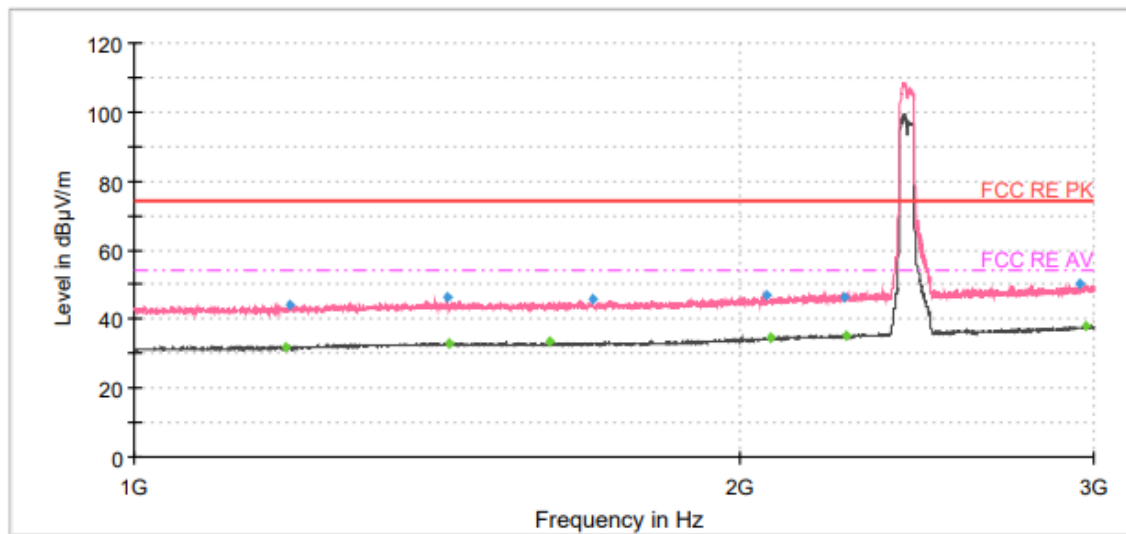


## Final Result

Frequency (MHz)	MaxPeak (dBμV/m)	Average (dBμV/m)	Limit (dBμV/m)	Margin (dB)	Meas. Time (ms)	Height (cm)	Pol	Azimuth (deg)	Corr. (dB/m)
3993.75	---	28.03	54.00	25.97	500.00	100.0	H	228.00	-5
4023.75	39.80	---	74.00	34.20	500.00	200.0	H	105.00	-5
4923.75	---	37.17	54.00	16.83	500.00	100.0	V	170.00	-2
4923.75	47.31	---	74.00	26.69	500.00	100.0	V	170.00	-2
6768.75	48.59	---	74.00	25.41	500.00	100.0	H	255.00	3
7335.00	---	36.16	54.00	17.84	500.00	100.0	H	32.00	4
9847.50	51.79	---	74.00	22.21	500.00	200.0	V	163.00	7
9847.50	---	41.01	54.00	12.99	500.00	200.0	V	163.00	7
11340.00	---	40.76	54.00	13.24	500.00	200.0	V	170.00	9
11347.50	53.02	---	74.00	20.98	500.00	200.0	V	357.00	9
14400.00	---	42.18	54.00	11.82	500.00	200.0	V	357.00	10
14437.50	53.94	---	74.00	20.06	500.00	200.0	H	111.00	10

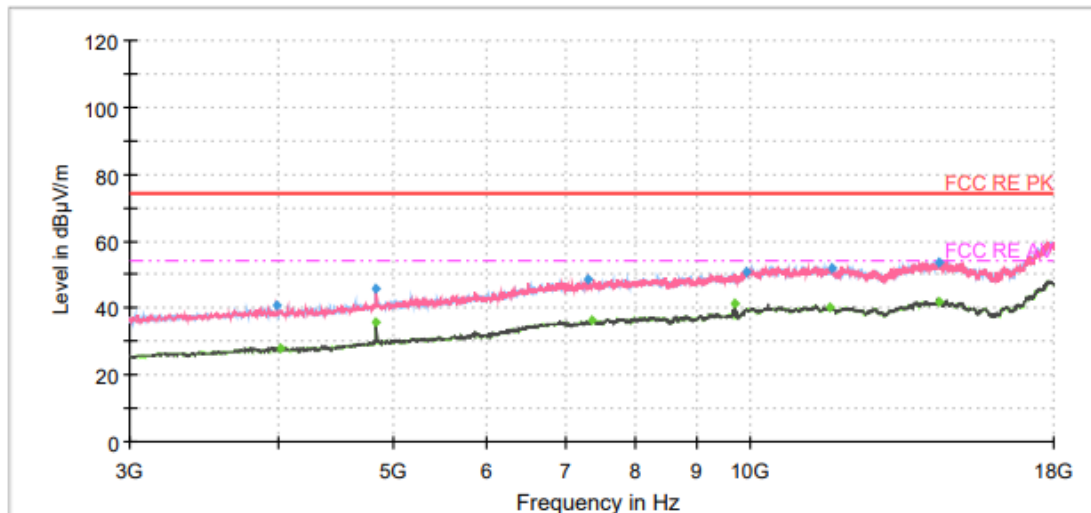


802.11n (HT40) CH3



## Final Result

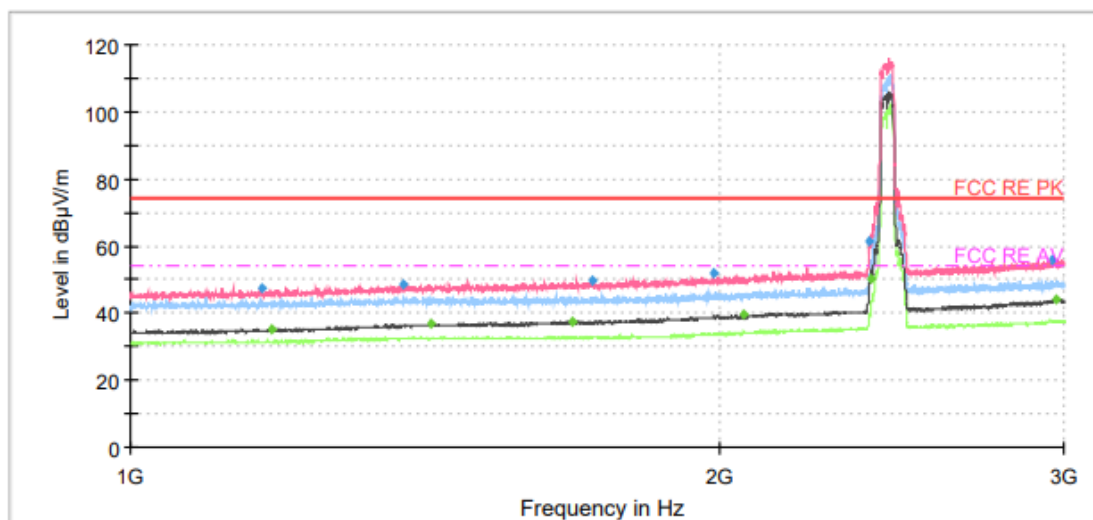
Frequency (MHz)	MaxPeak (dBμV/m)	Limit (dBμV/m)	Margin (dB)	Meas. Time (ms)	Height (cm)	Pol	Azimuth (deg)	Corr. (dB/m)
1190.00	---	54.00	21.93	500.00	200.0	V	16.00	-5
1195.00	44.00	74.00	30.00	500.00	100.0	V	195.00	-5
1432.00	46.06	74.00	27.94	500.00	200.0	V	31.00	-3
1435.00	---	54.00	21.03	500.00	100.0	V	214.00	-3
1607.50	---	54.00	20.70	500.00	100.0	V	278.00	-3
1689.00	45.54	74.00	28.46	500.00	100.0	V	177.00	-3
2062.00	46.94	74.00	27.06	500.00	200.0	V	132.00	-1
2074.00	---	54.00	19.59	500.00	100.0	V	242.00	-1
2253.00	46.38	74.00	27.62	500.00	100.0	V	207.00	0
2258.50	---	54.00	19.05	500.00	200.0	V	2.00	0
2949.00	50.04	74.00	23.96	500.00	100.0	V	105.00	3
2970.50	---	54.00	15.88	500.00	100.0	V	105.00	3



## Final Result

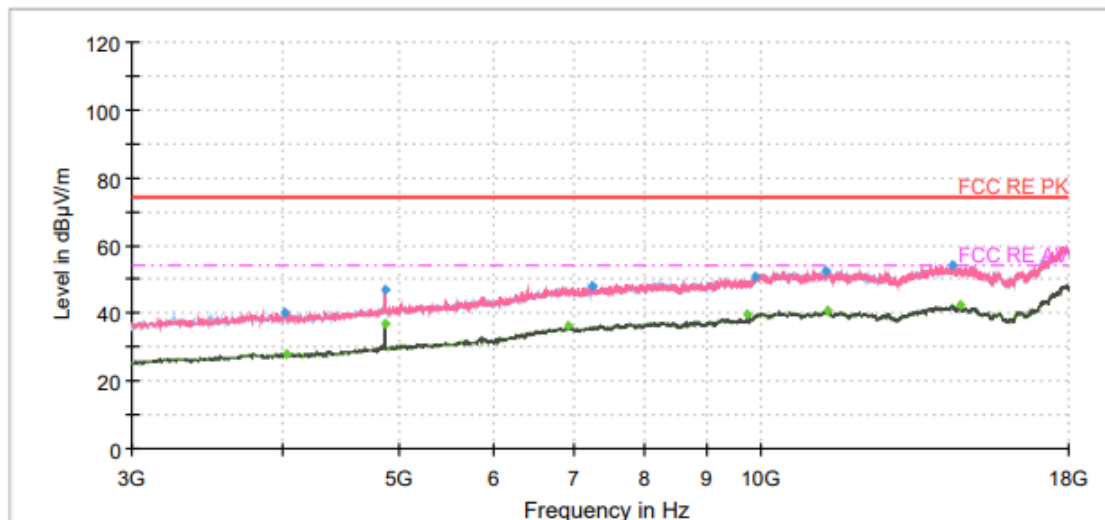
Frequency (MHz)	MaxPeak (dBμV/m)	Average (dBμV/m)	Limit (dBμV/m)	Margin (dB)	Meas. Time (ms)	Height (cm)	Pol	Azimuth (deg)	Corr. (dB/m)
3993.75	40.90	---	74.00	33.10	500.00	100.0	V	1.00	-5
4023.75	---	27.98	54.00	26.02	500.00	100.0	V	82.00	-5
4841.25	---	35.70	54.00	18.30	500.00	200.0	V	182.00	-2
4841.25	45.52	---	74.00	28.48	500.00	100.0	V	170.00	-2
7278.75	48.46	---	74.00	25.54	500.00	100.0	V	0.00	4
7338.75	---	36.46	54.00	17.54	500.00	200.0	H	206.00	5
9686.25	---	41.03	54.00	12.97	500.00	200.0	V	161.00	7
9900.00	51.06	---	74.00	22.94	500.00	100.0	V	123.00	7
11673.75	---	39.93	54.00	14.07	500.00	100.0	H	0.00	9
11703.75	52.00	---	74.00	22.00	500.00	200.0	V	292.00	9
14400.00	53.73	---	74.00	20.27	500.00	100.0	H	356.00	10
14403.75	---	42.13	54.00	11.87	500.00	200.0	H	145.00	10

802.11n (HT40) CH6



## Final Result

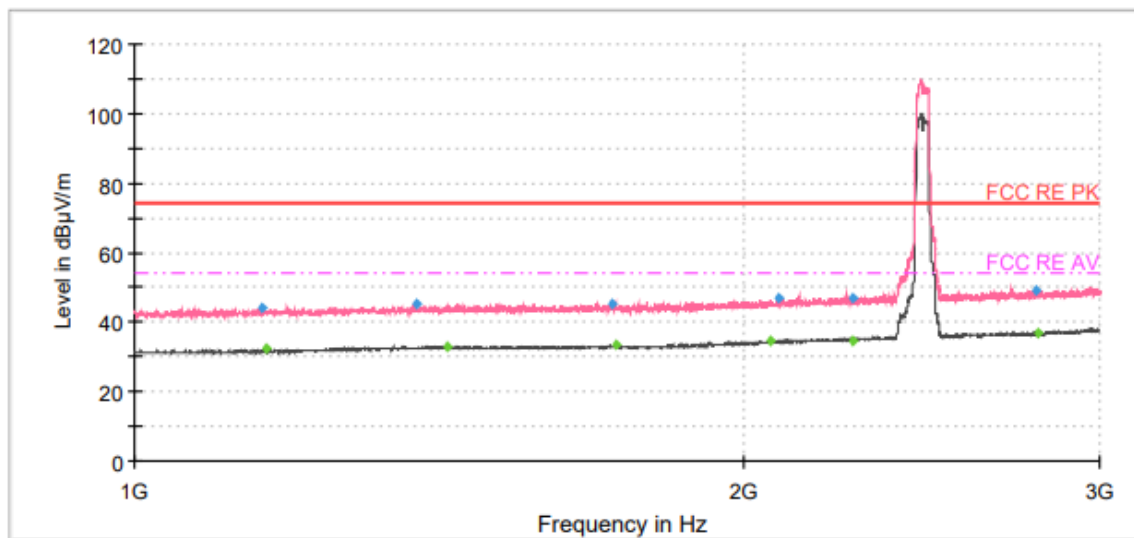
Frequency (MHz)	MaxPeak (dBμV/m)	Average (dBμV/m)	Limit (dBμV/m)	Margin (dB)	Meas. Time (ms)	Height (cm)	Pol	Azimuth (deg)	Corr. (dB/m)
1166.50	47.23	---	74.00	26.77	500.00	200.0	V	153.00	-5
1180.50	---	35.03	54.00	18.97	500.00	200.0	V	286.00	-5
1379.00	48.53	---	74.00	25.48	500.00	200.0	V	292.00	-4
1423.00	---	36.64	54.00	17.36	500.00	100.0	V	95.00	-3
1683.50	---	37.58	54.00	16.42	500.00	200.0	V	305.00	-3
1722.00	49.63	---	74.00	24.37	500.00	200.0	V	305.00	-2
1985.50	51.68	---	74.00	22.32	500.00	100.0	V	66.00	-1
2057.50	---	39.36	54.00	14.64	500.00	200.0	V	317.00	-1
2386.50	61.13	---	74.00	12.87	500.00	200.0	V	0.00	1
2388.50	---	50.03	54.00	3.97	500.00	200.0	V	0.00	1
2957.00	56.02	---	74.00	17.98	500.00	200.0	V	305.00	3
2972.00	---	43.97	54.00	10.03	500.00	200.0	V	298.00	3



## Final Result

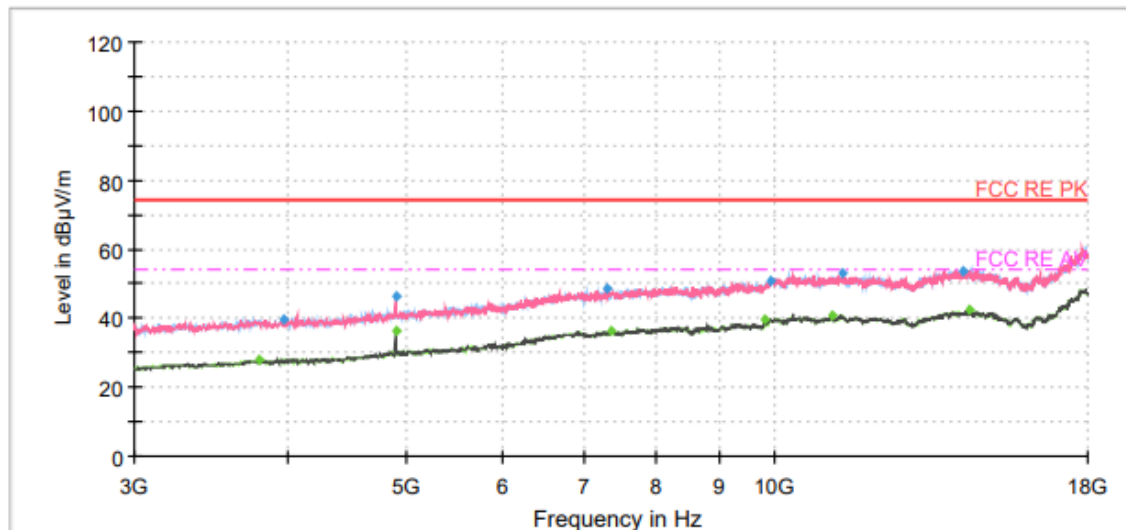
Frequency (MHz)	MaxPeak (dBµV/m)	Average (dBµV/m)	Limit (dBµV/m)	Margin (dB)	Meas. Time (ms)	Height (cm)	Pol	Azimuth (deg)	Corr. (dB/m)
4023.75	40.23	---	74.00	33.77	500.00	100.0	V	252.00	-5
4027.50	---	28.10	54.00	25.90	500.00	100.0	V	62.00	-5
4871.25	---	36.77	54.00	17.23	500.00	100.0	V	171.00	-2
4871.25	46.66	---	74.00	27.34	500.00	100.0	V	171.00	-2
6903.75	---	36.20	54.00	17.80	500.00	200.0	V	192.00	4
7245.00	47.75	---	74.00	26.25	500.00	100.0	H	150.00	4
9746.25	---	39.85	54.00	14.15	500.00	200.0	V	166.00	7
9892.50	51.02	---	74.00	22.98	500.00	100.0	V	69.00	7
11302.50	52.71	---	74.00	21.29	500.00	100.0	V	82.00	9
11351.25	---	40.65	54.00	13.35	500.00	200.0	H	315.00	9
14381.25	54.16	---	74.00	19.84	500.00	100.0	V	142.00	10
14613.75	---	42.18	54.00	11.82	500.00	100.0	V	82.00	9

802.11n (HT40) CH9



## Final Result

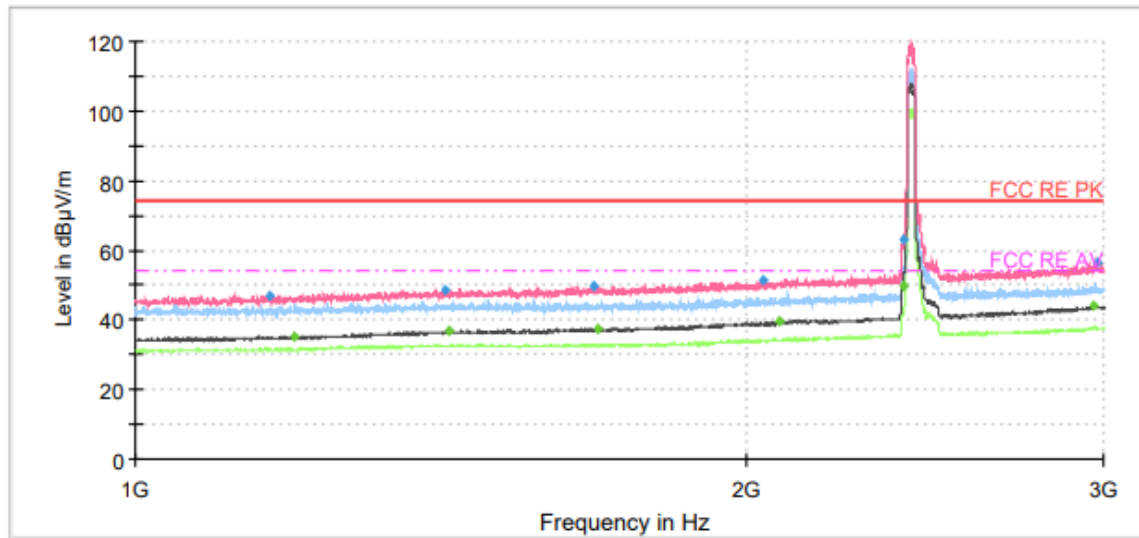
Frequency (MHz)	MaxPeak (dBμV/m)	Limit (dBμV/m)	Margin (dB)	Meas. Time (ms)	Height (cm)	Pol	Azimuth (deg)	Corr. (dB/m)
1156.50	44.04	74.00	29.96	500.00	100.0	V	292.00	-5
1161.00	---	54.00	21.89	500.00	100.0	V	351.00	-5
1379.50	45.40	74.00	28.60	500.00	200.0	V	242.00	-4
1428.50	---	54.00	21.06	500.00	200.0	V	44.00	-3
1721.50	45.41	74.00	28.59	500.00	200.0	V	309.00	-2
1730.50	---	54.00	20.74	500.00	200.0	V	260.00	-2
2063.50	---	54.00	19.57	500.00	100.0	V	233.00	-1
2080.00	46.71	74.00	27.29	500.00	200.0	V	1.00	-1
2266.00	---	54.00	19.24	500.00	100.0	V	257.00	0
2267.00	46.84	74.00	27.16	500.00	200.0	V	4.00	0
2787.50	48.96	74.00	25.04	500.00	100.0	V	150.00	2
2795.00	---	54.00	17.09	500.00	200.0	V	56.00	2



## Final Result

Frequency (MHz)	MaxPeak (dBμV/m)	Average (dBμV/m)	Limit (dBμV/m)	Margin (dB)	Meas. Time (ms)	Height (cm)	Pol	Azimuth (deg)	Corr. (dB/m)
3795.00	---	28.03	54.00	25.97	500.00	100.0	H	326.00	-6
3967.50	39.79	---	74.00	34.21	500.00	200.0	V	0.00	-5
4901.25	---	36.54	54.00	17.46	500.00	100.0	V	168.00	-2
4901.25	46.18	---	74.00	27.82	500.00	100.0	V	168.00	-2
7301.25	48.55	---	74.00	25.45	500.00	200.0	V	181.00	4
7338.75	---	36.19	54.00	17.81	500.00	200.0	V	332.00	5
9806.25	---	39.88	54.00	14.12	500.00	200.0	V	257.00	7
9900.00	50.62	---	74.00	23.38	500.00	100.0	H	332.00	7
11118.75	---	40.65	54.00	13.35	500.00	200.0	V	94.00	9
11336.25	52.96	---	74.00	21.04	500.00	100.0	H	344.00	9
14231.25	53.37	---	74.00	20.63	500.00	100.0	V	175.00	10
14377.50	---	42.16	54.00	11.84	500.00	100.0	V	236.00	10

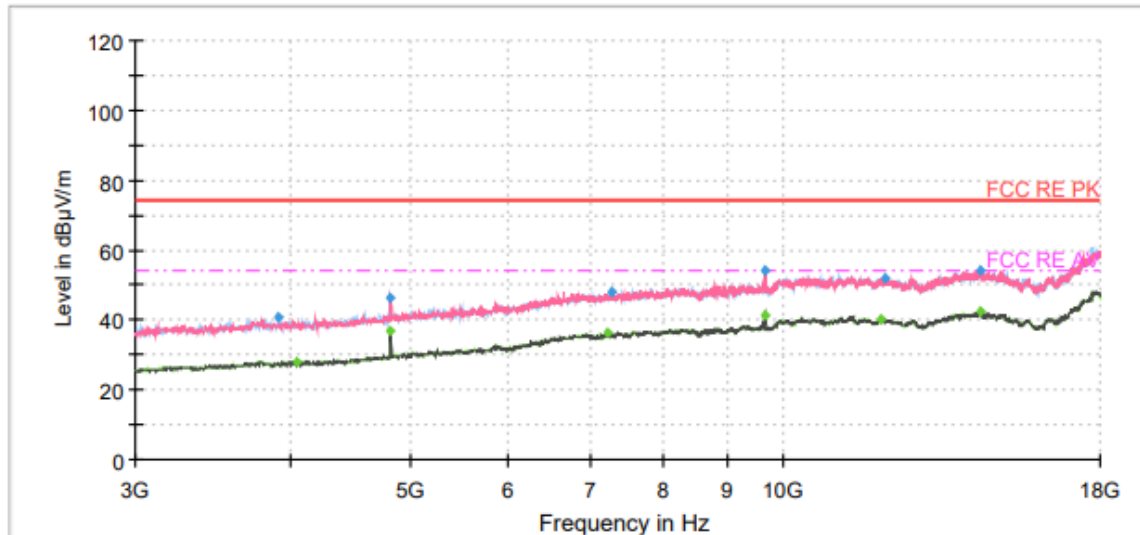
802.11ax HE20 CH 1



## Final Result

Frequency (MHz)	MaxPeak (dBμV/m)	Average (dBμV/m)	Limit (dBμV/m)	Margin (dB)	Meas. Time (ms)	Height (cm)	Pol	Azimuth (deg)	Corr. (dB/m)
1165.00	46.82	---	74.00	27.18	500.00	100.0	V	1.00	-5
1197.50	---	35.06	54.00	18.94	500.00	100.0	V	256.00	-5
1421.50	48.69	---	74.00	25.31	500.00	200.0	V	154.00	-3
1427.50	---	36.88	54.00	17.12	500.00	200.0	V	111.00	-3
1683.50	49.64	---	74.00	24.36	500.00	200.0	V	154.00	-3
1690.50	---	37.61	54.00	16.39	500.00	100.0	V	123.00	-3
2036.50	51.35	---	74.00	22.65	500.00	100.0	V	5.00	-1
2075.50	---	39.41	54.00	14.59	500.00	100.0	V	215.00	-1
2387.50	---	49.65	54.00	4.35	500.00	200.0	V	0.00	1
2389.00	63.32	---	74.00	10.68	500.00	200.0	V	351.00	1
2967.50	---	44.00	54.00	10.00	500.00	100.0	V	18.00	3
2981.00	56.42	---	74.00	17.58	500.00	100.0	V	29.00	3



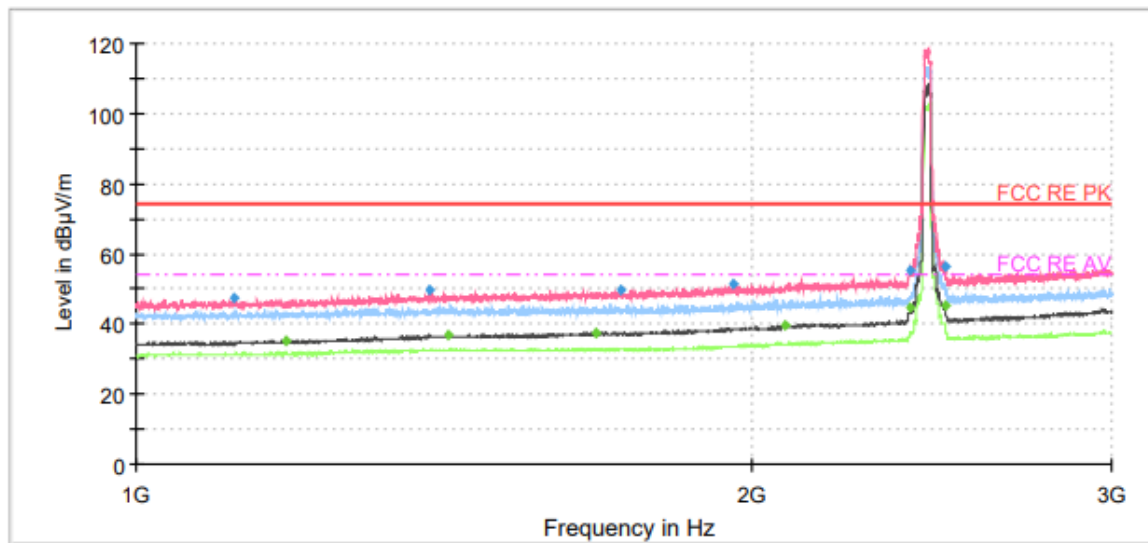


## Final Result

Frequency (MHz)	MaxPeak (dBμV/m)	Average (dBμV/m)	Limit (dBμV/m)	Margin (dB)	Meas. Time (ms)	Height (cm)	Pol	Azimuth (deg)	Corr. (dB/m)
3915.00	40.68	---	74.00	33.32	500.00	200.0	H	5.00	-6
4042.50	---	28.13	54.00	25.87	500.00	200.0	V	351.00	-5
4822.50	---	36.63	54.00	17.37	500.00	200.0	V	187.00	-2
4822.50	46.55	---	74.00	27.45	500.00	200.0	V	187.00	-2
7215.00	---	36.14	54.00	17.86	500.00	200.0	H	0.00	4
7267.50	47.79	---	74.00	26.21	500.00	200.0	H	0.00	4
9648.75	---	41.55	54.00	12.45	500.00	200.0	V	160.00	7
9652.50	54.35	---	74.00	19.65	500.00	200.0	V	167.00	7
11992.50	---	39.96	54.00	14.04	500.00	100.0	H	359.00	9
12078.75	51.88	---	74.00	22.12	500.00	200.0	H	0.00	9
14396.25	54.16	---	74.00	19.84	500.00	100.0	H	98.00	10
14418.75	---	42.32	54.00	11.68	500.00	200.0	V	269.00	10

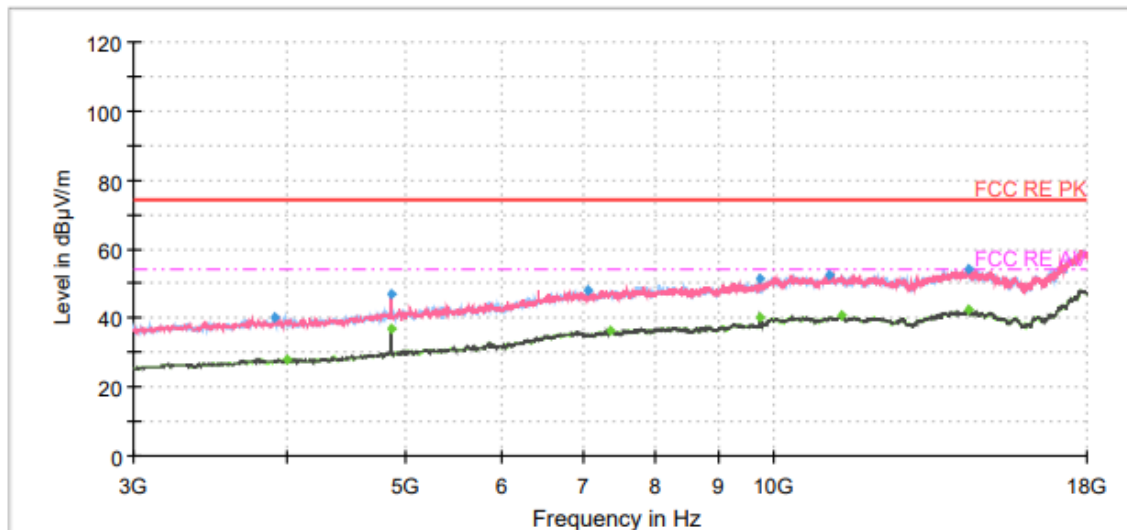


802.11ax HE20 CH6



## Final Result

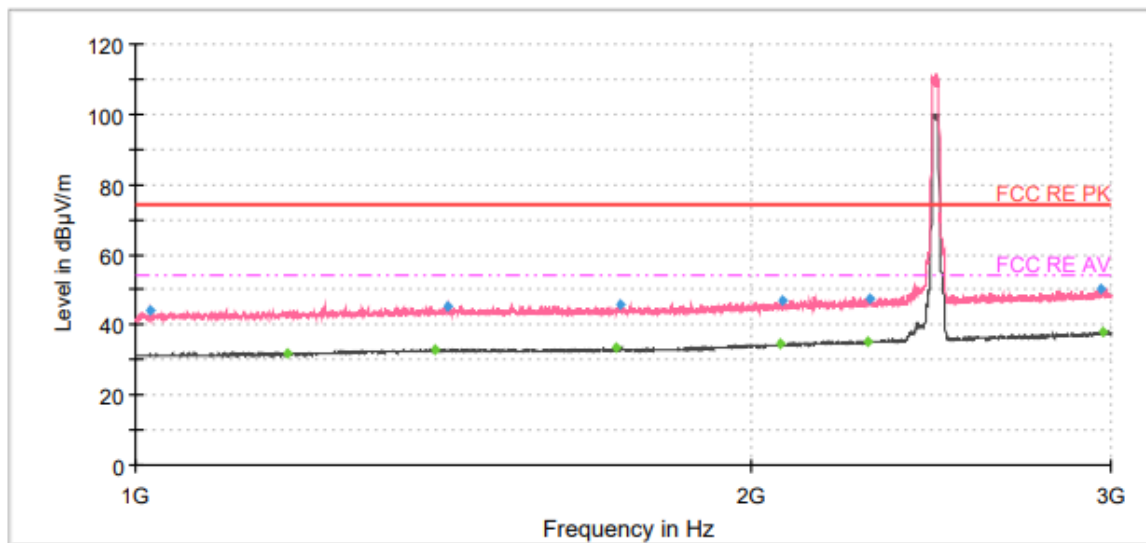
Frequency (MHz)	MaxPeak (dBμV/m)	Average (dBμV/m)	Limit (dBμV/m)	Margin (dB)	Meas. Time (ms)	Height (cm)	Pol	Azimuth (deg)	Corr. (dB/m)
1116.00	47.58	---	74.00	26.42	500.00	100.0	V	0.00	-5
1183.50	---	35.11	54.00	18.89	500.00	200.0	V	342.00	-5
1392.00	49.61	---	74.00	24.39	500.00	200.0	V	300.00	-3
1422.00	---	36.61	54.00	17.39	500.00	100.0	V	4.00	-3
1679.00	---	37.50	54.00	16.50	500.00	200.0	V	331.00	-3
1724.50	49.86	---	74.00	24.14	500.00	200.0	V	184.00	-2
1956.50	51.19	---	74.00	22.81	500.00	100.0	V	14.00	-1
2078.50	---	39.41	54.00	14.59	500.00	200.0	V	63.00	-1
2387.50	55.34	---	74.00	18.66	500.00	200.0	V	356.00	1
2389.00	---	44.66	54.00	9.34	500.00	200.0	V	358.00	1
2485.00	56.21	---	74.00	17.79	500.00	200.0	V	63.00	1
2485.50	---	45.11	54.00	8.89	500.00	200.0	V	63.00	1



## Final Result

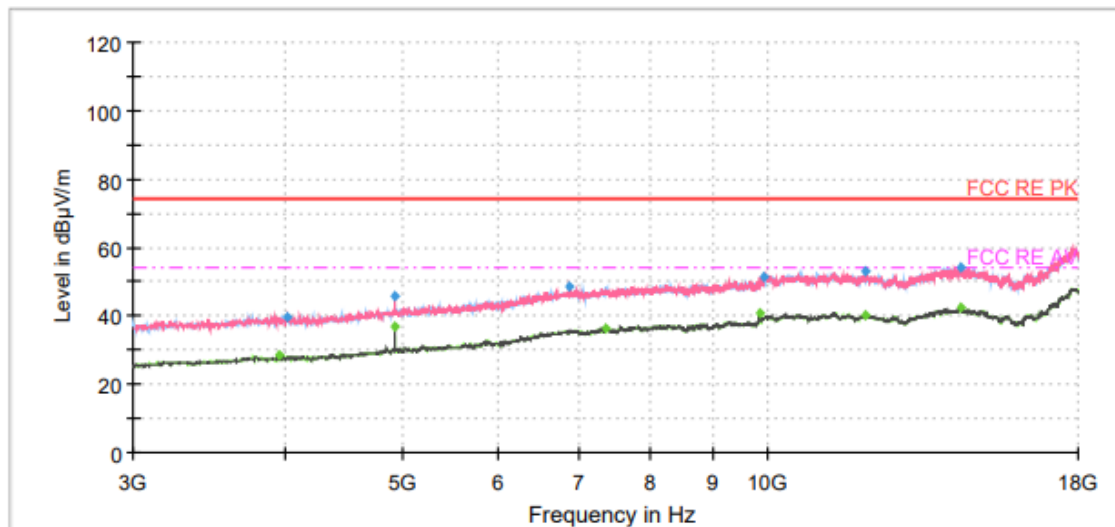
Frequency (MHz)	MaxPeak (dBμV/m)	Average (dBμV/m)	Limit (dBμV/m)	Margin (dB)	Meas. Time (ms)	Height (cm)	Pol	Azimuth (deg)	Corr. (dB/m)
3911.25	40.03	---	74.00	33.97	500.00	100.0	H	243.00	-6
3997.50	---	28.06	54.00	25.94	500.00	200.0	V	248.00	-5
4871.25	---	36.86	54.00	17.14	500.00	100.0	V	169.00	-2
4871.25	46.76	---	74.00	27.24	500.00	100.0	V	169.00	-2
7038.75	48.05	---	74.00	25.95	500.00	200.0	V	314.00	4
7335.00	---	36.17	54.00	17.83	500.00	200.0	H	227.00	4
9746.25	51.57	---	74.00	22.43	500.00	200.0	V	172.00	7
9746.25	---	40.13	54.00	13.87	500.00	200.0	V	172.00	7
11081.25	52.69	---	74.00	21.31	500.00	200.0	V	288.00	9
11355.00	---	40.94	54.00	13.06	500.00	200.0	V	208.00	9
14381.25	54.18	---	74.00	19.82	500.00	200.0	V	159.00	10
14407.50	---	42.61	54.00	11.39	500.00	200.0	V	241.00	10

802.11ax HE20 CH11



## Final Result

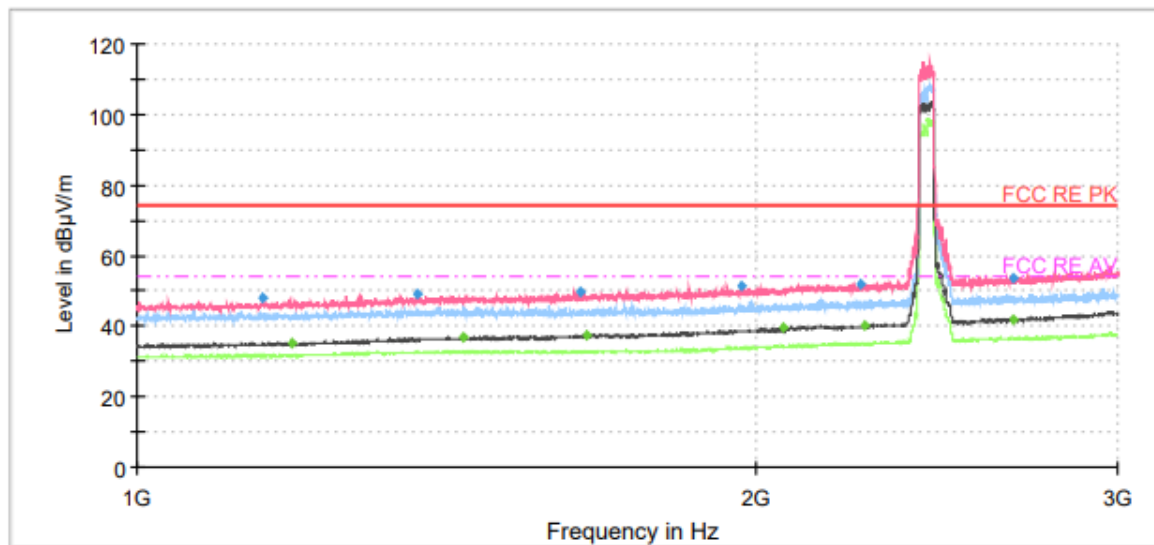
Frequency (MHz)	MaxPeak (dBμV/m)	Limit (dBμV/m)	Margin (dB)	Meas. Time (ms)	Height (cm)	Pol	Azimuth (deg)	Corr. (dB/m)
1017.50	44.30	74.00	29.70	500.00	200.0	V	241.00	-5
1186.50	---	54.00	21.96	500.00	100.0	V	203.00	-5
1402.50	---	54.00	21.01	500.00	100.0	V	336.00	-3
1420.50	45.26	74.00	28.74	500.00	200.0	V	17.00	-3
1719.50	---	54.00	20.61	500.00	200.0	V	117.00	-2
1727.50	45.68	74.00	28.32	500.00	200.0	V	3.00	-2
2066.00	---	54.00	19.47	500.00	100.0	V	162.00	-1
2071.50	46.85	74.00	27.15	500.00	100.0	V	264.00	-1
2280.00	---	54.00	18.97	500.00	100.0	V	233.00	0
2287.00	47.44	74.00	26.56	500.00	200.0	V	271.00	0
2967.50	50.22	74.00	23.79	500.00	100.0	V	301.00	3
2971.50	---	54.00	15.90	500.00	100.0	V	319.00	3



## Final Result

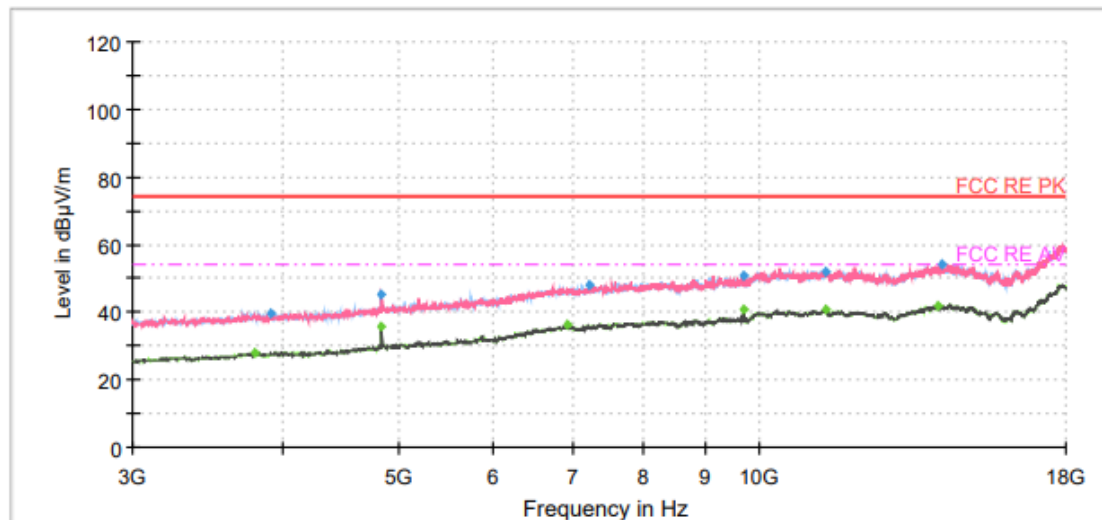
Frequency (MHz)	MaxPeak (dBµV/m)	Average (dBµV/m)	Limit (dBµV/m)	Margin (dB)	Meas. Time (ms)	Height (cm)	Pol	Azimuth (deg)	Corr. (dB/m)
3960.00	---	28.29	54.00	25.71	500.00	200.0	V	351.00	-5
4012.50	39.70	---	74.00	34.30	500.00	200.0	V	356.00	-5
4923.75	---	37.03	54.00	16.97	500.00	100.0	V	170.00	-2
4923.75	46.04	---	74.00	27.96	500.00	100.0	V	170.00	-2
6870.00	48.28	---	74.00	25.72	500.00	200.0	V	354.00	4
7338.75	---	36.18	54.00	17.82	500.00	200.0	H	42.00	5
9847.50	---	40.54	54.00	13.46	500.00	200.0	V	159.00	7
9903.75	51.46	---	74.00	22.54	500.00	100.0	V	69.00	7
12011.25	---	40.19	54.00	13.81	500.00	100.0	V	136.00	9
12022.50	53.29	---	74.00	20.71	500.00	200.0	H	29.00	9
14388.75	53.95	---	74.00	20.05	500.00	200.0	H	147.00	10
14407.50	---	42.41	54.00	11.59	500.00	200.0	H	0.00	10

802.11ax HE40 CH3



## Final Result

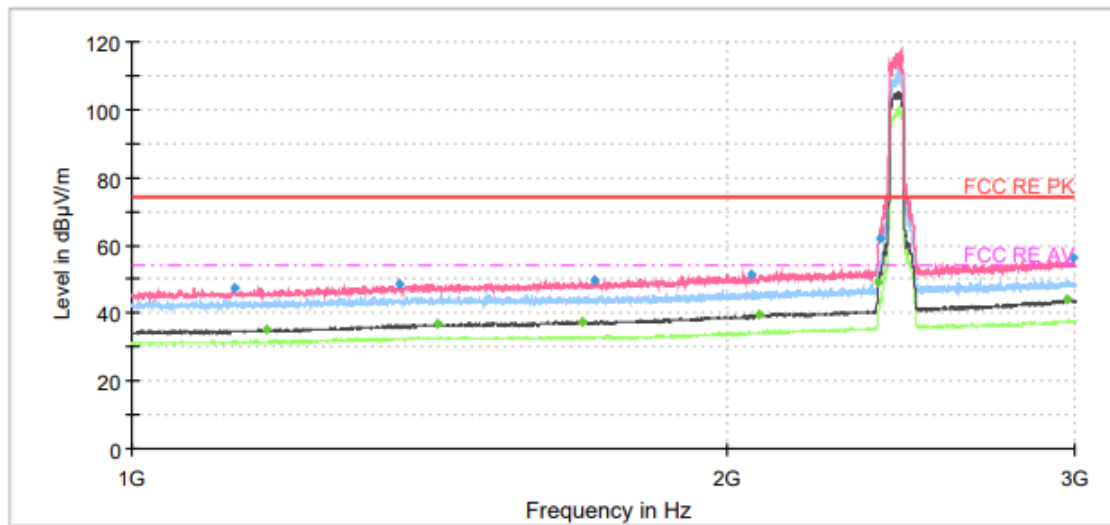
Frequency (MHz)	MaxPeak (dBμV/m)	Limit (dBμV/m)	Margin (dB)	Meas. Time (ms)	Height (cm)	Pol	Azimuth (deg)	Corr. (dB/m)
1151.50	47.75	74.00	26.25	500.00	200.0	V	305.00	-5
1188.50	---	54.00	18.59	500.00	200.0	V	317.00	-5
1370.00	49.11	74.00	24.89	500.00	200.0	V	357.00	-4
1441.50	---	54.00	17.28	500.00	200.0	V	0.00	-3
1644.50	49.76	74.00	24.24	500.00	200.0	V	0.00	-3
1656.50	---	54.00	16.37	500.00	200.0	V	98.00	-3
1968.50	51.55	74.00	22.45	500.00	100.0	V	59.00	-1
2060.50	---	54.00	14.48	500.00	200.0	V	310.00	-1
2250.50	51.91	74.00	22.09	500.00	200.0	V	258.00	0
2258.50	---	54.00	14.02	500.00	100.0	V	1.00	0
2666.50	53.54	74.00	20.46	500.00	200.0	V	354.00	2
2670.00	---	54.00	12.09	500.00	200.0	V	354.00	2



## Final Result

Frequency (MHz)	MaxPeak (dBµV/m)	Average (dBµV/m)	Limit (dBµV/m)	Margin (dB)	Meas. Time (ms)	Height (cm)	Pol	Azimuth (deg)	Corr. (dB/m)
3795.00	---	28.03	54.00	25.97	500.00	100.0	V	194.00	-6
3911.25	39.91	---	74.00	34.09	500.00	200.0	H	11.00	-6
4841.25	---	35.75	54.00	18.25	500.00	200.0	V	188.00	-2
4841.25	45.01	---	74.00	28.99	500.00	200.0	V	188.00	-2
6907.50	---	36.23	54.00	17.77	500.00	200.0	V	195.00	4
7215.00	48.07	---	74.00	25.93	500.00	200.0	V	358.00	4
9686.25	51.01	---	74.00	22.99	500.00	200.0	V	160.00	7
9686.25	---	40.92	54.00	13.08	500.00	200.0	V	160.00	7
11347.50	---	40.80	54.00	13.20	500.00	200.0	H	0.00	9
11366.25	51.66	---	74.00	22.34	500.00	100.0	H	308.00	9
14066.25	---	41.62	54.00	12.39	500.00	200.0	V	346.00	10
14186.25	54.02	---	74.00	19.98	500.00	100.0	V	166.00	10

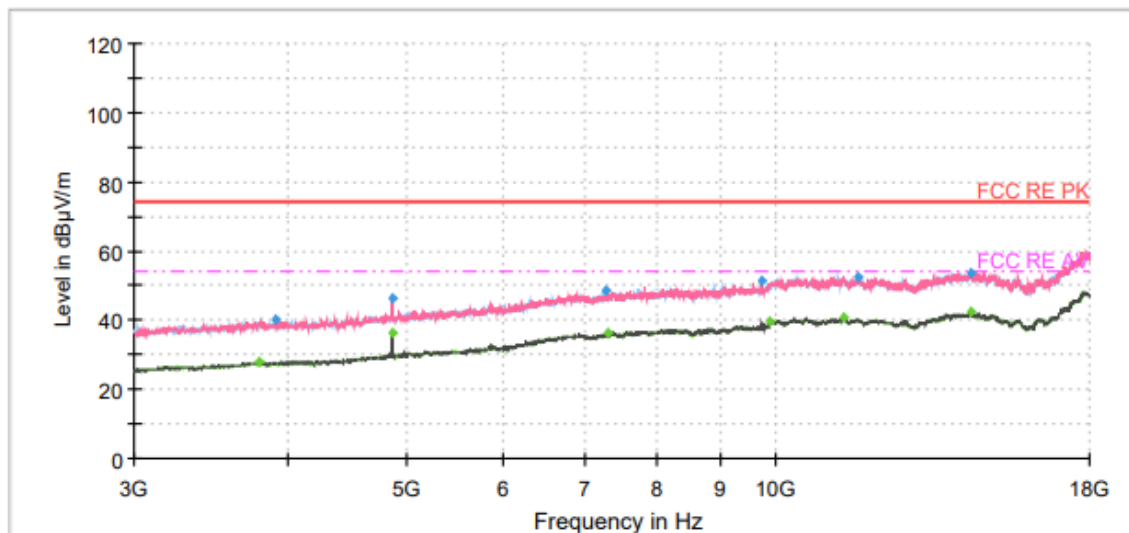
802.11ax HE40 CH6



## Final Result

Frequency (MHz)	MaxPeak (dBμV/m)	Average (dBμV/m)	Limit (dBμV/m)	Margin (dB)	Meas. Time (ms)	Height (cm)	Pol	Azimuth (deg)	Corr. (dB/m)
1127.00	47.22	---	74.00	26.78	500.00	200.0	V	63.00	-5
1169.50	---	35.12	54.00	18.88	500.00	200.0	V	359.00	-5
1367.00	48.53	---	74.00	25.47	500.00	200.0	V	354.00	-4
1427.00	---	36.63	54.00	17.37	500.00	100.0	V	153.00	-3
1688.00	---	37.49	54.00	16.51	500.00	100.0	V	207.00	-3
1713.00	49.55	---	74.00	24.45	500.00	100.0	V	29.00	-2
2056.00	51.53	---	74.00	22.47	500.00	200.0	V	44.00	-1
2077.00	---	39.50	54.00	14.50	500.00	100.0	V	335.00	-1
2387.00	---	49.27	54.00	4.73	500.00	200.0	V	32.00	1
2388.00	61.85	---	74.00	12.15	500.00	100.0	V	36.00	1
2971.50	---	44.21	54.00	9.79	500.00	100.0	V	41.00	3
2993.00	56.13	---	74.00	17.87	500.00	200.0	V	345.00	3



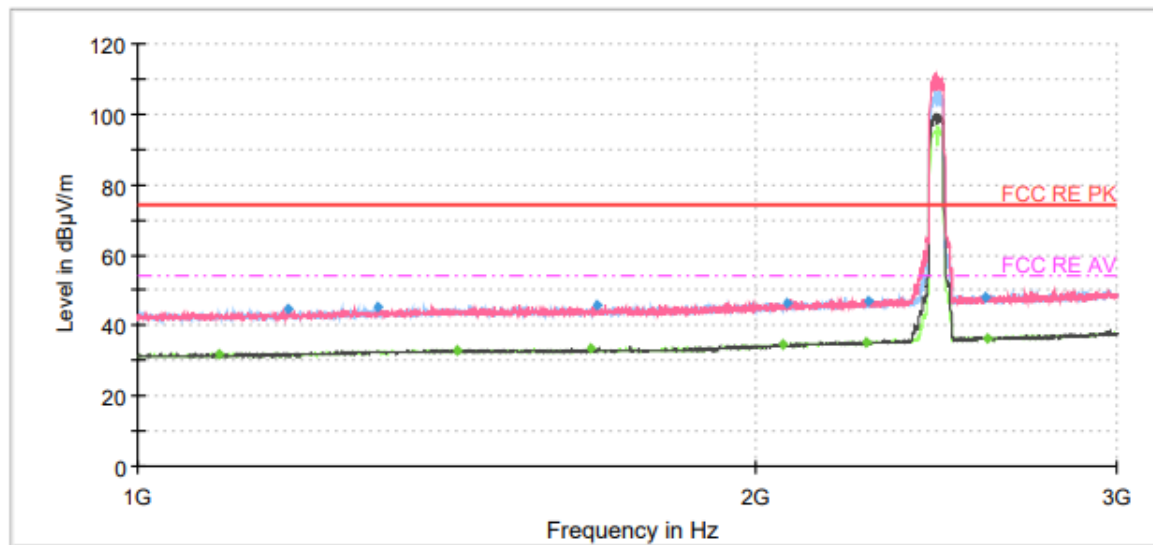


## Final Result

Frequency (MHz)	MaxPeak (dBμV/m)	Average (dBμV/m)	Limit (dBμV/m)	Margin (dB)	Meas. Time (ms)	Height (cm)	Pol	Azimuth (deg)	Corr. (dB/m)
3787.50	---	28.05	54.00	25.95	500.00	200.0	H	133.00	-6
3915.00	40.18	---	74.00	33.82	500.00	100.0	H	120.00	-6
4871.25	---	36.49	54.00	17.51	500.00	100.0	V	167.00	-2
4871.25	46.56	---	74.00	27.44	500.00	100.0	V	167.00	-2
7256.25	48.45	---	74.00	25.55	500.00	100.0	H	283.00	4
7305.00	---	36.20	54.00	17.80	500.00	200.0	V	281.00	4
9735.00	51.23	---	74.00	22.77	500.00	200.0	V	168.00	7
9896.25	---	39.49	54.00	14.51	500.00	100.0	H	324.00	7
11336.25	---	40.84	54.00	13.16	500.00	200.0	H	65.00	9
11636.25	52.60	---	74.00	21.40	500.00	200.0	H	139.00	9
14396.25	53.66	---	74.00	20.34	500.00	200.0	H	219.00	10
14400.00	---	42.45	54.00	11.55	500.00	100.0	H	235.00	10

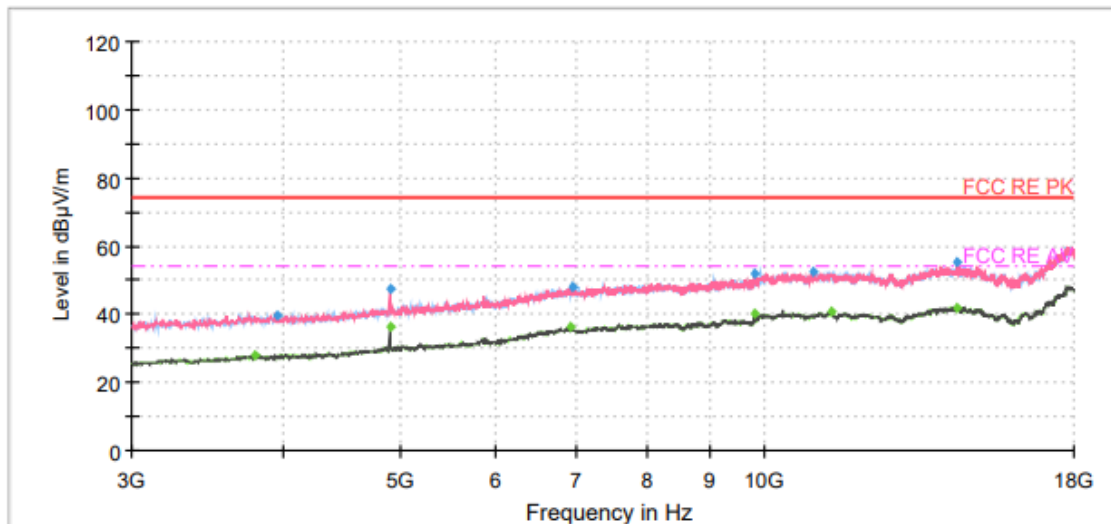


802.11ax HE40 CH9



## Final Result

Frequency (MHz)	MaxPeak (dBμV/m)	Limit (dBμV/m)	Margin (dB)	Meas. Time (ms)	Height (cm)	Pol	Azimuth (deg)	Corr. (dB/m)
1095.00	---	54.00	22.02	500.00	200.0	V	338.00	-5
1184.00	44.66	74.00	29.34	500.00	200.0	V	95.00	-5
1308.50	45.24	74.00	28.76	500.00	100.0	V	77.00	-4
1432.50	---	54.00	20.84	500.00	200.0	V	343.00	-3
1663.00	---	54.00	20.54	500.00	100.0	V	0.00	-3
1674.00	45.84	74.00	28.16	500.00	200.0	V	0.00	-3
2063.00	---	54.00	19.40	500.00	200.0	V	320.00	-1
2071.50	46.33	74.00	27.67	500.00	200.0	H	30.00	-1
2266.50	---	54.00	18.71	500.00	200.0	V	244.00	0
2268.50	46.82	74.00	27.18	500.00	200.0	H	11.00	0
2590.00	47.95	74.00	26.05	500.00	200.0	V	333.00	2
2596.50	---	54.00	17.62	500.00	200.0	H	88.00	2

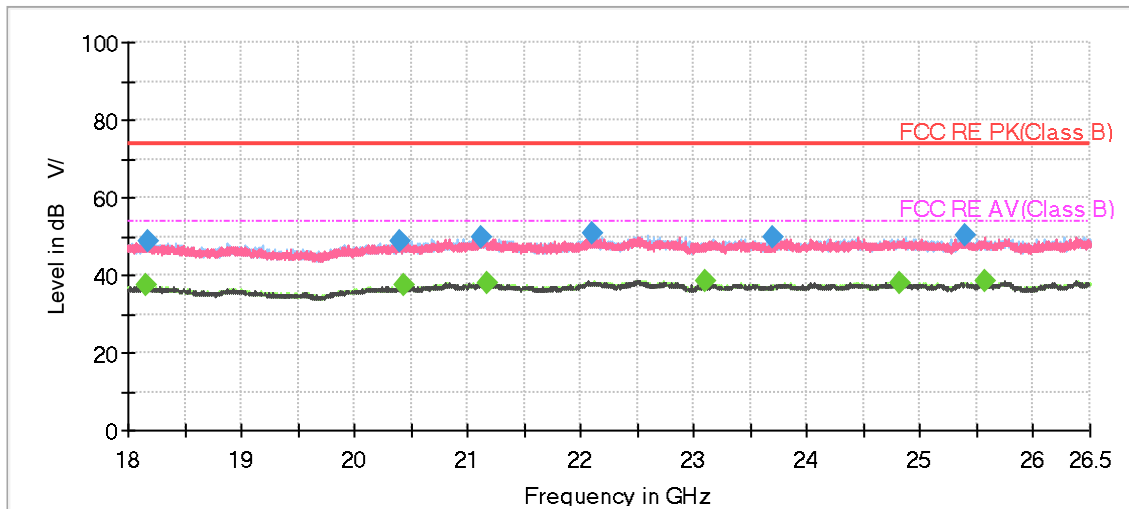


## Final Result

Frequency (MHz)	MaxPeak (dBμV/m)	Average (dBμV/m)	Limit (dBμV/m)	Margin (dB)	Meas. Time (ms)	Height (cm)	Pol	Azimuth (deg)	Corr. (dB/m)
3787.50	---	28.01	54.00	25.99	500.00	100.0	V	154.00	-6
3952.50	39.79	---	74.00	34.21	500.00	200.0	H	56.00	-5
4901.25	---	36.53	54.00	17.47	500.00	100.0	V	167.00	-2
4901.25	47.22	---	74.00	26.78	500.00	100.0	V	167.00	-2
6907.50	---	36.41	54.00	17.59	500.00	200.0	V	194.00	4
6937.50	48.10	---	74.00	25.90	500.00	100.0	V	147.00	4
9806.25	---	40.33	54.00	13.67	500.00	200.0	V	166.00	7
9817.50	51.75	---	74.00	22.25	500.00	100.0	V	167.00	7
10950.00	52.69	---	74.00	21.31	500.00	100.0	H	189.00	9
11336.25	---	40.65	54.00	13.35	500.00	100.0	H	316.00	9
14381.25	55.08	---	74.00	18.92	500.00	100.0	V	60.00	10
14400.00	---	42.13	54.00	11.87	500.00	200.0	V	160.00	10

During the test, the Radiates Emission from 18GHz to 26.5GHz was performed in all modes with all channels. The test data of the worst-case condition was recorded in this report.

A symbol ( $\text{dB } \mu\text{V/m}$ ) in the test plot below means ( $\text{dB}\mu\text{V/m}$ )



Radiates Emission from 18GHz to 26.5GHz

Frequency (MHz)	MaxPeak (dB $\mu\text{V/m}$ )	Average (dB $\mu\text{V/m}$ )	Limit (dB $\mu\text{V/m}$ )	Margin (dB)	Meas. Time (ms)	Height (cm)	Pol	Azimuth (deg)	Corr. (dB/m)
18163.625000	---	37.31	54.00	16.69	500.0	100.0	H	63.0	-5.8
18176.375000	48.66	---	74.00	25.34	500.0	100.0	V	37.0	-5.8
20398.062500	48.65	---	74.00	25.35	500.0	100.0	V	94.0	-5.2
20443.750000	---	37.34	54.00	16.66	500.0	200.0	H	318.0	-5.0
21122.687500	49.92	---	74.00	24.08	500.0	200.0	V	96.0	-4.1
21164.125000	---	38.10	54.00	15.90	500.0	200.0	H	294.0	-4.2
22101.250000	50.65	---	74.00	23.35	500.0	200.0	V	16.0	-3.8
23100.000000	---	38.58	54.00	15.42	500.0	200.0	V	0.0	-3.7
23703.500000	49.85	---	74.00	24.15	500.0	100.0	H	346.0	-3.3
24823.375000	---	37.95	54.00	16.05	500.0	100.0	H	314.0	-2.7
25401.375000	50.02	---	74.00	23.98	500.0	200.0	V	22.0	-2.6
25562.875000	---	38.44	54.00	15.56	500.0	200.0	H	294.0	-2.5

Remark: 1. Correction Factor = Antenna factor + Insertion loss (cable loss + amplifier gain)

2. Margin = Limit - MAX Peak/ Average

## 5.7. Conducted Emission

### Ambient Condition

Temperature	Relative humidity
15°C ~ 35°C	20% ~ 80%

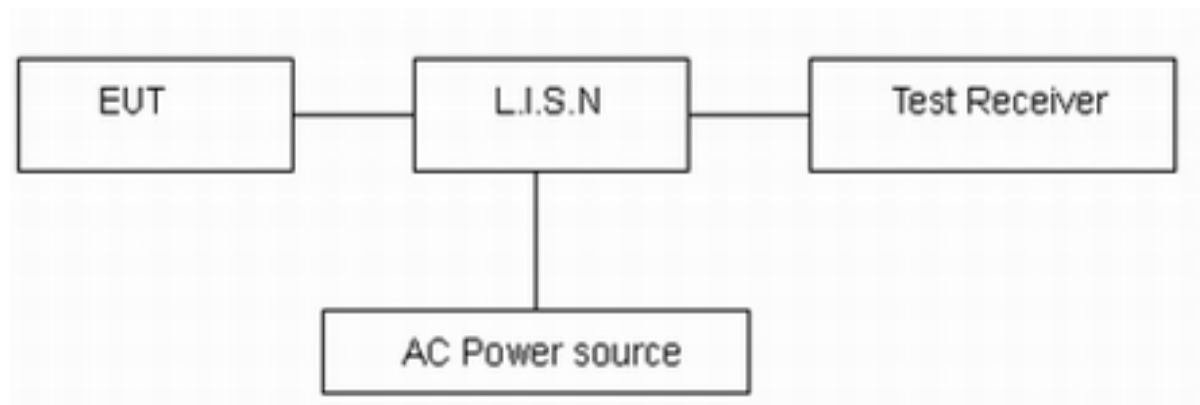
### Methods of Measurement

The EUT is placed on a non-metallic table of 80cm height above the horizontal metal reference ground plane. During the test, the EUT was operating in its typical mode. The test method is according to ANSI C63.10. Connect the AC power line of the EUT to the L.I.S.N. Use EMI receiver to detect the average and Quasi-peak value. RBW is set to 9 kHz, VBW is set to 30kHz.

The measurement result should include both L line and N line.

The test is in transmitting mode.

### Test Setup



Note: AC Power source is used to change the voltage 110V/60Hz.

### Limits

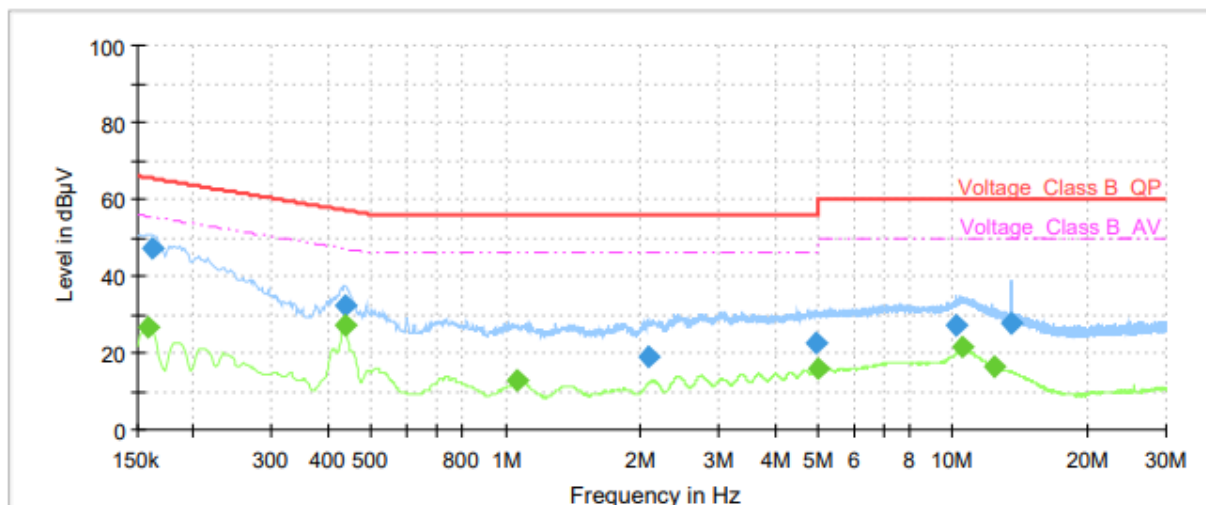
Frequency (MHz)	Conducted Limits(dBμV)	
	Quasi-peak	Average
0.15 - 0.5	66 to 56 *	56 to 46*
0.5 - 5	56	46
5 - 30	60	50
*: Decreases with the logarithm of the frequency.		

### Measurement Uncertainty

The assessed measurement uncertainty to ensure 95% confidence level for the normal distribution is with the coverage factor  $k = 1.96$ ,  $U = 2.69$  dB.

## Test Results:

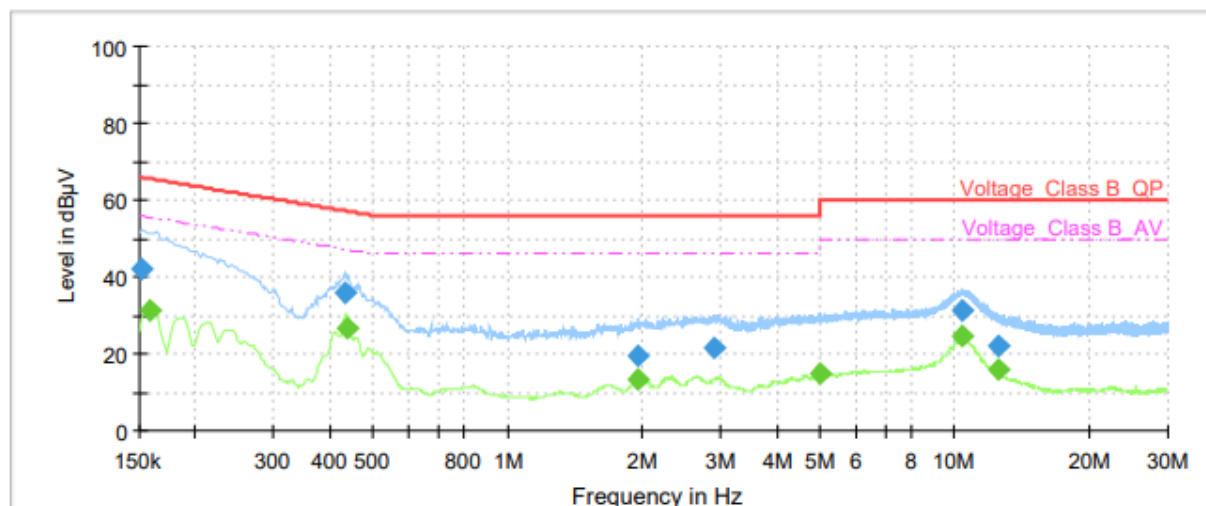
Following plots, Blue trace uses the peak detection and Green trace uses the average detection. During the test, the Conducted Emission was performed in all modes with all channels. The test data of the worst-case condition was recorded in this report.



## Final Result

Frequency (MHz)	QuasiPeak (dBμV)	Average (dBμV)	Limit (dBμV)	Margin (dB)	Meas. Time (ms)	Bandwidth (kHz)	Line	Filter	Corr. (dB)
0.16	---	26.57	55.52	28.95	1000.0	9.000	L1	ON	21.0
0.16	47.35	---	65.40	18.05	1000.0	9.000	L1	ON	21.0
0.44	---	27.16	47.14	19.98	1000.0	9.000	L1	ON	20.9
0.44	32.25	---	57.10	24.85	1000.0	9.000	L1	ON	20.9
1.07	---	12.97	46.00	33.03	1000.0	9.000	L1	ON	20.2
2.08	18.83	---	56.00	37.17	1000.0	9.000	L1	ON	19.7
4.97	22.70	---	56.00	33.30	1000.0	9.000	L1	ON	19.5
4.98	---	16.15	46.00	29.85	1000.0	9.000	L1	ON	19.5
10.21	26.94	---	60.00	33.06	1000.0	9.000	L1	ON	19.6
10.52	---	21.31	50.00	28.69	1000.0	9.000	L1	ON	19.6
12.41	---	16.51	50.00	33.49	1000.0	9.000	L1	ON	19.6
13.56	27.74	---	60.00	32.26	1000.0	9.000	L1	ON	19.6

L line Conducted Emission from 150 kHz to 30 MHz



## Final Result

Frequency (MHz)	QuasiPeak (dBμV)	Average (dBμV)	Limit (dBμV)	Margin (dB)	Meas. Time (ms)	Bandwidth (kHz)	Line	Filter	Corr. (dB)
0.15	41.97	---	65.88	23.91	1000.0	9.000	N	ON	21.0
0.16	---	31.30	55.52	24.22	1000.0	9.000	N	ON	21.0
0.43	36.09	---	57.23	21.14	1000.0	9.000	N	ON	20.9
0.44	---	26.43	47.14	20.71	1000.0	9.000	N	ON	20.9
1.95	19.73	---	56.00	36.27	1000.0	9.000	N	ON	19.7
1.95	---	13.35	46.00	32.65	1000.0	9.000	N	ON	19.7
2.90	21.38	---	56.00	34.62	1000.0	9.000	N	ON	19.6
4.99	---	14.90	46.00	31.10	1000.0	9.000	N	ON	19.5
10.37	31.09	---	60.00	28.91	1000.0	9.000	N	ON	19.6
10.41	---	24.40	50.00	25.60	1000.0	9.000	N	ON	19.6
12.49	22.09	---	60.00	37.91	1000.0	9.000	N	ON	19.6
12.58	---	15.66	50.00	34.34	1000.0	9.000	N	ON	19.6

N line Conducted Emission from 150 kHz to 30 MHz

## 6. Main Test Instruments

Name	Manufacturer	Type	Serial Number	Calibration Date	Expiration Date
Spectrum Analyzer	KEYSIGHT	N9020A	MY51330870	2024-05-07	2025-05-06
Temperature Chamber	ESPEC	SU-242	93000506	2023-12-05	2024-12-04
Power Sensor	R&S	NRP18S	101954	2024-05-07	2025-05-06
DC Power Supply	UNI-T	UTP1306S +	2205D0517426	2023-12-05	2024-12-04
EMI Test Receiver	R&S	ESCI3	100948	2024-05-07	2025-05-06
Signal Analyzer	R&S	FSV40	101186	2024-05-07	2025-05-06
Loop Antenna	SCHWARZBECK	FMZB1519	1519-047	2023-04-16	2026-04-15
TRILOG Broadband Antenna	SCHWARZBECK	VULB 9163	1023	2023-07-14	2026-07-13
Horn Antenna	SCHWARZBECK	BBHA 9120D	430	2024-07-18	2027-07-17
Amplifier	MWPA.CN	MWLA-010 200G40	YQ2103039B01	2024-05-07	2025-05-06
EMI Test Receiver	R&S	ESR	102389	2024-05-07	2025-05-06
Signal Analyzer	R&S	FSV40	101298	2024-05-07	2025-05-06
TRILOG Broadband Antenna	SCHWARZBECK	VULB 9163	01111	2022-10-25	2025-10-24
Horn Antenna	R&S	HF 907	102723	2023-11-24	2026-11-23
Amplifier	R&S	SCU18	10034	2024-05-08	2025-05-07
Horn Antenna	ETS-Lindgren	3160-09	00102643	2024-09-24	2027-09-23
Horn Antenna	STEATITE	QSH-SL-26 -40-K-15	16779	2023-01-17	2026-01-16
Amplifier	MicroWave	KLNA-1804 0050	220826001	2024-05-08	2025-05-07
Software	R&S	EMC32	9.26.01	/	/
Artificial main network	R&S	ENV216	102191	2022-12-10	2024-12-09
EMI Test Receiver	R&S	ESR	101667	2024-05-07	2025-05-06
Software	R&S	EMC32	10.35.10	/	/

## ANNEX A: The EUT Appearance

The EUT Appearance are submitted separately.



## ANNEX B: Test Setup Photos

The Test Setup Photos are submitted separately.

\*\*\*\*\* END OF REPORT \*\*\*\*\*