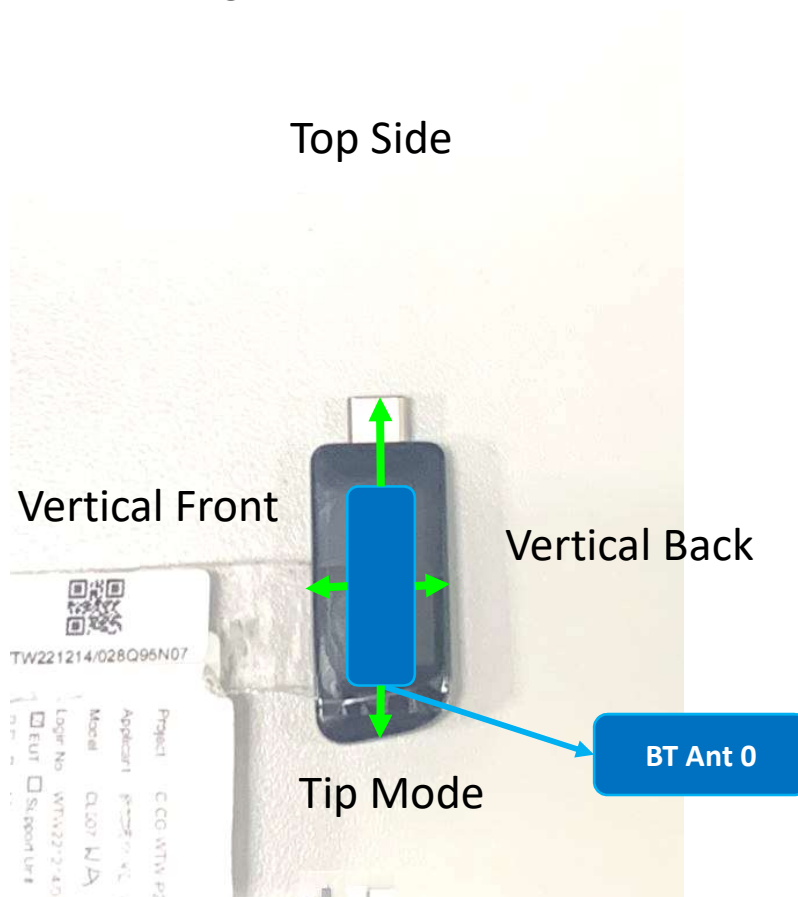


Photographs of EUT Setup and Antenna Location


The photographs of EUT and setup for SAR testing are shown as follows.

<Horizontal Up View> Dongle




Antenna	To Top Side	To Tip Mode	To Vertical Front	To Vertical Back
	(mm)	(mm)	(mm)	(mm)
BT Ant 0	24.50	8.55	8.60	8.00

<Vertical Back View> Dongle



Antenna	To Horizontal Up	To Horizontal Down
	(mm)	(mm)
BT Ant 0	0.53	0.23


<Photographs of Body SAR Test Setup>




Horizontal Up of EUT Tested at 5 mm



Horizontal Down of EUT Tested at 5 mm



Vertical Front of EUT Tested at 5 mm

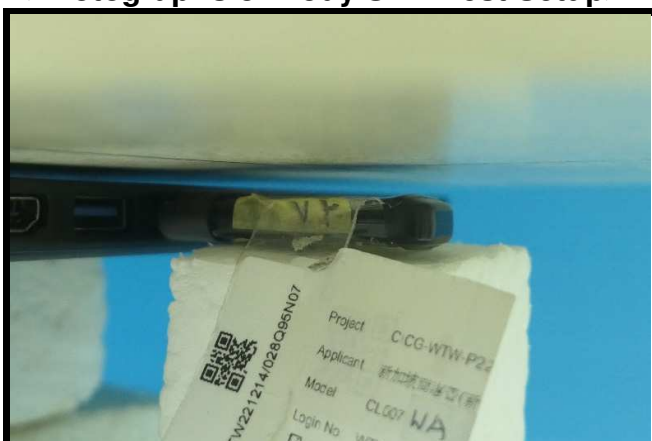


Vertical Down of EUT Tested at 5 mm



Tip Mode of EUT Tested at 5 mm

<Photographs of Body SAR Test Setup>



Horizontal Up of EUT with USB Connector Tested at 5 mm