

# H703A 英语说明书

页数：10

成型尺寸：75X105MM

材质：80g书页纸

工艺：单色印刷

折叠方式：风琴折

版本：V1.0



READ AND SAVE THESE INSTRUCTIONS

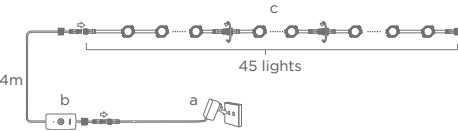
Safety Instructions

- This string lights is rated as IP65. It can be used outdoors but cannot be immersed in water.
- The control box is rated as IP65. It can be used outdoors but cannot be immersed in water.
- Tighten up the waterproof cap before using the light.
- Do not allow children to assemble and install this product.
- Avoid installing this product near major heat sources or other dangerous sources.
- Avoid using other non-standard adapters for this product.
- External dimmers cannot be used with this product.
- Use this product with the provided power adapter only.
- This device uses a non-replaceable light source. When the light source reaches the end of its life cycle, this device should be replaced.
- CAUTION-The product is not a toy. Children and the disabled should use it under adult supervision.
- To reduce the risk of strangulation, the flexible wiring connected to this luminaire shall be effectively fixed to the wall if the wiring is within arm's reach.
- Risk of Electric Shock. The adapter install only to a covered Class A GFCI receptacle that has an enclosure that is weatherproof with the attachment plug cap inserted or removed.

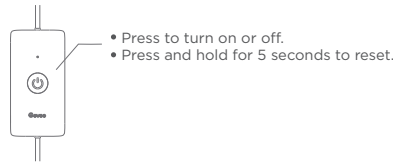
What You Get

Item	Quantity
String Lights	3
Power Adapter	1
User Manual	1
Screw	100

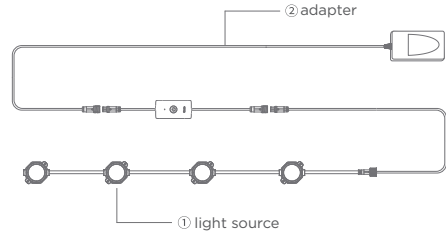
At a Glance



a. Power Adapter  
b. Control Box  
c. String Lights



Disassembly Tip:



The product is divided into two parts: (1) a light source and (2)an adapter. By detaching the output terminal of the adapter, you can easily remove the light source or the adapter.

Pairing Your Light with Govee Home App

What You Need

- A Wi-Fi router supporting the 2.4GHz and 802.11 b/g/n bands. 5GHz is not supported.
- A smartphone or tablet running iOS 8.0 and above or Android 4.3 and above.



1. Download Govee Home App from the App Store (iOS devices) or Google Play (Android devices).
2. Turn on your smartphone's Bluetooth.
3. Open the app, tap the "+" icon in the top right corner and search for "H703A."
4. Tap the device icon and follow the on-screen instructions to complete pairing.

Controlling the Light with Your Voice

1. Open the app, then tap the device icon to enter the details page.
2. Tap the settings icon in the top right corner.
3. Select User Guide and follow the on-screen instructions to control the device using your voice.

Specifications

Power Input (Adapter)	100-240VAC 50/60Hz
Power Input (Light)	24VDC 1A
Length	50ft
Waterproof	String Light: IP65 Control Box: IP65
Light Displaying Technology	RGBWIC



For FAQs and more information,  
please visit: [www.govee.com](http://www.govee.com)

## Troubleshooting

- ❶ The light does not work./Part of the light does not light up.
  - a. Check whether the adapter is working properly.
  - b. Make sure you have connected the wire connectors between the lights.
  - c. Long press the control box for more than 5s to reset the whole light.
- ❷ Cannot connect to Wi-Fi.
  - a. Do not skip the Wi-Fi connection steps in the app.
  - b. Make sure your home Wi-Fi is 2.4Ghz and your smartphone's Bluetooth is on.
  - c. Long press the control box for more than 5s to reset the whole light. Unbind and then rebind the light.
  - d. Connect your smartphone to Wi-Fi and check whether the network works well.
  - e. Make sure you have entered the correct Wi-Fi name and password.
  - f. If the light is too far away from the Wi-Fi, bring the control box closer to the Wi-Fi, and then reconnect to the network.
  - g. Check if there are too many devices connected to the network. If so, change to another network.
- ❸ For other issues
  - a. Please contact the Govee support team.

## Customer Service

-  Warranty: 12-Month Limited Warranty
-  Support: Lifetime Technical Support
-  Email: support@govee.com
-  Official Website: www.govee.com
-  @Govee  @govee\_official  @govee.official
-  @Goveeofficial  @Govee.smarthome

## FCC and ISED Canada Statement

This device complies with Part 15 of the FCC Rules and Innovation, Science and Economic Development Canada licence -exempt RSS standard(s). Operation is subject to the following two conditions:  
(1) This device may not cause harmful interference, and (2) This device must accept any interference received, including interference that may cause undesired operation.  
**Warning:** Changes or modifications not expressly approved by the party responsible for compliance could void the user's authority to operate the equipment.  
Le présent appareil est conforme aux CNR d'Industrie Canada applicables aux appareils radio exempts de licence.  
L'exploitation est autorisée aux deux conditions suivantes :  
(1) l'appareil nedit pas produire de brouillage, et  
.  
(2) l'utilisateur de l'appareil doit accepter tout brouillage radioélectrique subi, même si le brouillage est susceptible d'en compromettre le fonctionnement.

**NOTE:** This equipment has been tested and found to comply with the limits for a Class B digital device, pursuant to Part 15 of the FCC Rules.

These limits are designed to provide reasonable protection against harmful interference in a residential installation. This equipment generates uses and can radiate radio frequency energy and, if not installed and used in accordance with the instructions, may cause harmful interference to radio communications. However, there is no guarantee that interference will not occur in a particular installation. If this equipment does cause harmful interference to radio or television reception, which can be determined by turning the equipment off and on, the user is encouraged to try to correct the interference by one or more of the following measures:

- Reorient or relocate the receiving antenna.
- Increase the separation between the equipment and receiver.
- Connect the equipment into an outlet on a circuit different from that to which the receiver is connected.

-Consult the dealer or an experienced radio/TV technician for help.  
This Class B digital apparatus complies with Canadian ICES-005. Cet appareil numérique de la classe B est conforme à la norme NMB-005 du Canada.

## FCC and IC Radiation Exposure Statement

This equipment complies with FCC and IC radiation exposure limits set forth for an uncontrolled environment. This equipment should be installed and operated with minimum distance 20cm between the radiator & your body.

Lors de l'utilisation du produit, maintenez une distance de 20 cm du corps afin de vous conformer aux exigences en matière d'exposition RF.

## Responsible party (this contact information is only for FCC matters) :

Name: GOVEE MOMENTS(US) TRADING LIMITED  
Address: 2501 Chatham Rd Suite R Springfield IL 62704  
Email: certification@govee.com  
Contact information: https://www.govee.com/support

The Bluetooth® word mark and logos are registered trademarks owned by Bluetooth SIG, Inc. and any use of such marks by Shenzhen Qianyan Technology LTD is under license.

The trademark Govee have been authorised to Shenzhen Qianyan Technology LTD.  
Copyright ©2021 Shenzhen Qianyan Technology LTD.  
All Rights Reserved.



# User Manual

Model: H703A  
Govee Outdoor Dots String Lights