

EXHIBIT D - TEST SETUP PHOTOGRAPHS

Conducted Emissions Front View Adapter 1 + Battery 1



Conducted Emissions Side View Adapter 1 + Battery 1



Conducted Emissions Front View Adapter 1 + Battery 2



Conducted Emissions Side View Adapter 1 + Battery 2



Conducted Emissions Front View Adapter 2 +Battery 1




Conducted Emissions Side View Adapter 2 +Battery 1




Conducted Emissions Front View Adapter 2 +Battery 2




Conducted Emissions Side View Adapter 2 +Battery 2




Radiated Emission Below 1GHz View Adapter 1 + Battery 1




Radiated Emission Below 1GHz View Adapter 1 + Battery 2



Radiated Emission Below 1GHz View Adapter 2 + Battery 1



Radiated Emission Below 1GHz View Adapter 2 + Battery 2



Radiated Emission Above 1GHz View Adapter 1 + Battery 2

