

Test Plot 1#:350.0125MHz_ Face Up_12.5KHz**DUT: Digital Portable Radio; Type: HP782 Uv; Serial: DG2210727-31354E-SA-S1**

Communication System: FM; Frequency: 350.012 MHz; Duty Cycle: 1:1

Medium parameters used: $f = 350.012$ MHz; $\sigma = 0.835$ S/m; $\epsilon_r = 45.844$; $\rho = 1000$ kg/m³

Phantom section: Flat Section

DASY5 Configuration:

- Probe: ES3DV2 - SN3019; ConvF(7.02, 7.02, 7.02) @ 350.012 MHz; Calibrated: 2020/11/16
- Sensor-Surface: 4mm (Mechanical Surface Detection)
- Electronics: DAE4 Sn772; Calibrated: 2020/11/23
- Phantom: ELI v8.0; Type: QDOVA004AA; Serial: 2051
- Measurement SW: DASY52, Version 52.10 (2); SEMCAD X Version 14.6.12 (7470)

Area Scan (71x171x1): Interpolated grid: dx=1.500 mm, dy=1.500 mm

Maximum value of SAR (interpolated) = 5.02 W/kg

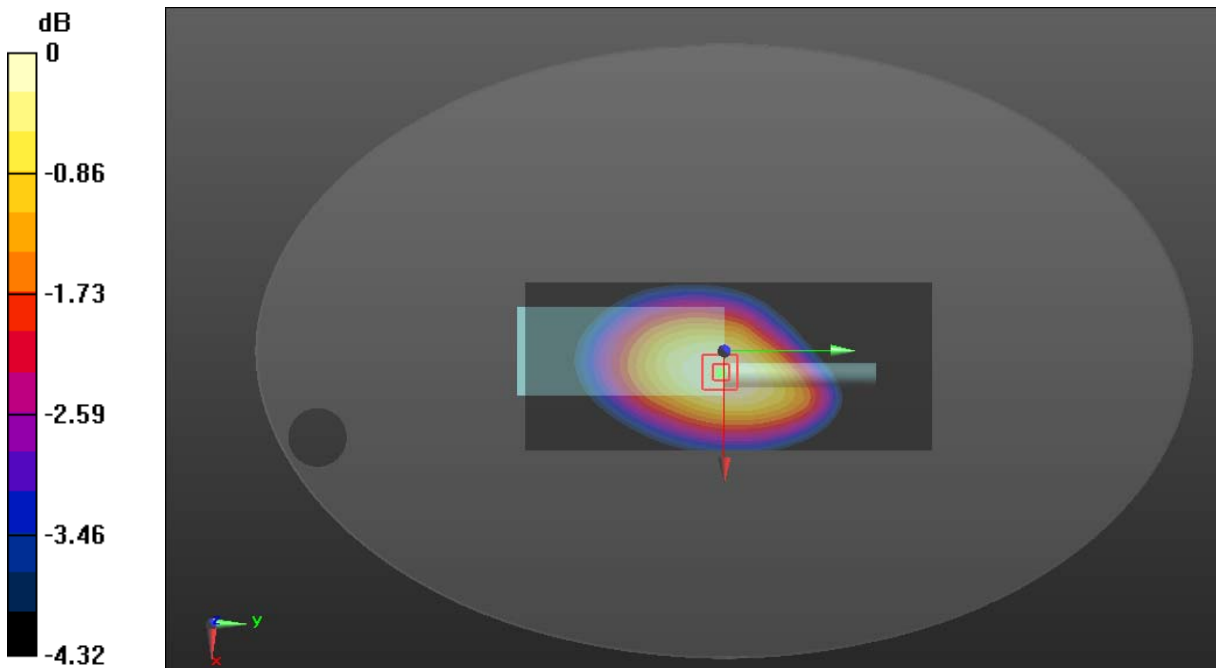
Zoom Scan (5x5x4)/Cube 0: Measurement grid: dx=8mm, dy=8mm, dz=5mm

Reference Value = 73.63 V/m; Power Drift = -0.13 dB

Peak SAR (extrapolated) = 5.23 W/kg

SAR(1 g) = 4.68 W/kg; SAR(10 g) = 3.96 W/kg

Maximum value of SAR (measured) = 4.87 W/kg



0 dB = 4.87 W/kg = 6.88 dBW/kg

Test Plot 2#:362.5125MHz_ Face Up_12.5KHz**DUT: Digital Portable Radio; Type: HP782 Uv; Serial: DG2210727-31354E-SA-S1**

Communication System: FM; Frequency: 362.512 MHz; Duty Cycle: 1:1

Medium parameters used: $f = 362.512 \text{ MHz}$; $\sigma = 0.843 \text{ S/m}$; $\epsilon_r = 45.418$; $\rho = 1000 \text{ kg/m}^3$

Phantom section: Flat Section

DASY5 Configuration:

- Probe: ES3DV2 - SN3019; ConvF(7.02, 7.02, 7.02) @ 362.512 MHz; Calibrated: 2020/11/16
- Sensor-Surface: 4mm (Mechanical Surface Detection)
- Electronics: DAE4 Sn772; Calibrated: 2020/11/23
- Phantom: ELI v8.0; Type: QDOVA004AA; Serial: 2051
- Measurement SW: DASY52, Version 52.10 (2); SEMCAD X Version 14.6.12 (7470)

Area Scan (71x171x1): Interpolated grid: $dx=1.500 \text{ mm}$, $dy=1.500 \text{ mm}$

Maximum value of SAR (interpolated) = 8.61 W/kg

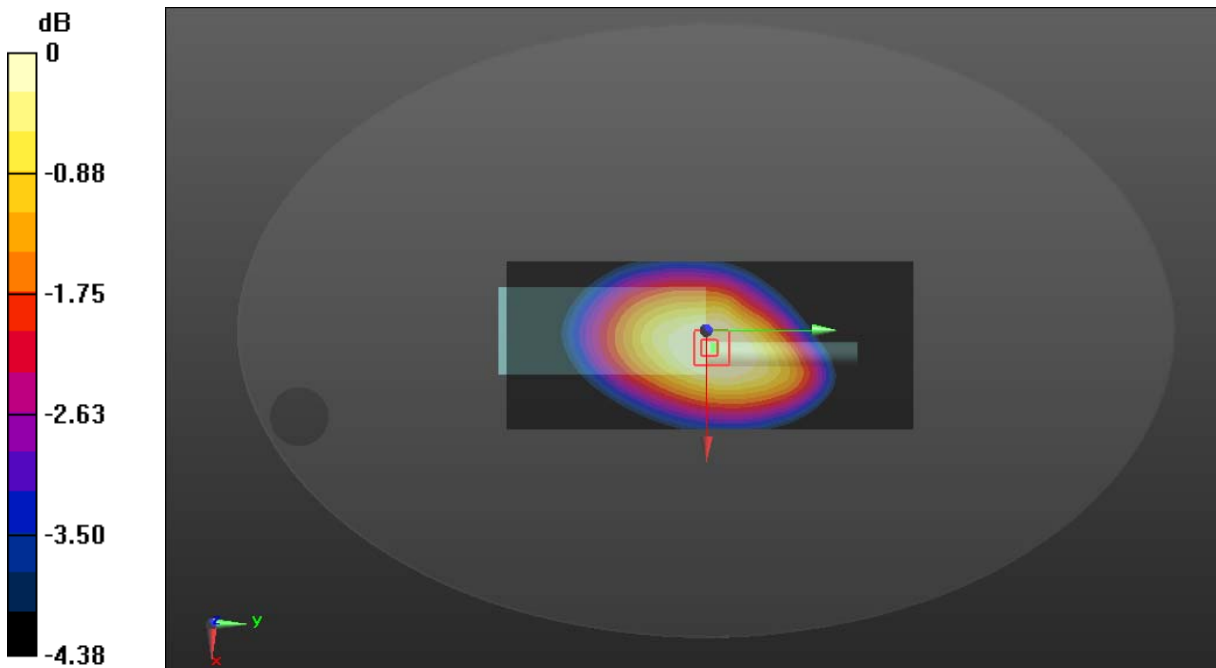
Zoom Scan (5x5x4)/Cube 0: Measurement grid: $dx=8\text{mm}$, $dy=8\text{mm}$, $dz=5\text{mm}$

Reference Value = 97.23 V/m; Power Drift = -0.14 dB

Peak SAR (extrapolated) = 8.71 W/kg

SAR(1 g) = 7.86 W/kg; SAR(10 g) = 6.66 W/kg

Maximum value of SAR (measured) = 8.13 W/kg



0 dB = 8.13 W/kg = 9.10 dBW/kg

Test Plot 3#:375.0125MHz_ Face Up_12.5KHz**DUT: Digital Portable Radio; Type: HP782 Uv; Serial: DG2210727-31354E-SA-S1**

Communication System: FM; Frequency: 375.012 MHz; Duty Cycle: 1:1

Medium parameters used: $f = 375.012$ MHz; $\sigma = 0.852$ S/m; $\epsilon_r = 44.803$; $\rho = 1000$ kg/m³

Phantom section: Flat Section

DASY5 Configuration:

- Probe: ES3DV2 - SN3019; ConvF(7.02, 7.02, 7.02) @ 375.012 MHz; Calibrated: 2020/11/16
- Sensor-Surface: 4mm (Mechanical Surface Detection)
- Electronics: DAE4 Sn772; Calibrated: 2020/11/23
- Phantom: ELI v8.0; Type: QDOVA004AA; Serial: 2051
- Measurement SW: DASY52, Version 52.10 (2); SEMCAD X Version 14.6.12 (7470)

Area Scan (71x171x1): Interpolated grid: dx=1.500 mm, dy=1.500 mm

Maximum value of SAR (interpolated) = 5.41 W/kg

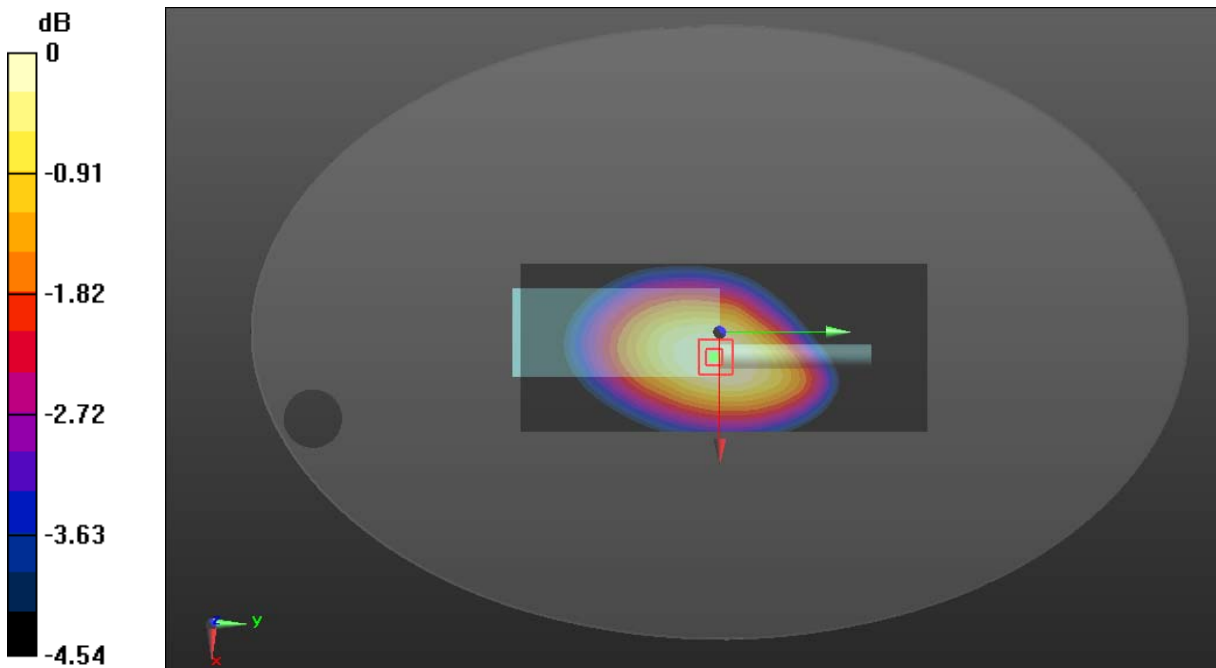
Zoom Scan (5x5x4)/Cube 0: Measurement grid: dx=8mm, dy=8mm, dz=5mm

Reference Value = 75.04 V/m; Power Drift = -0.18 dB

Peak SAR (extrapolated) = 5.58 W/kg

SAR(1 g) = 4.95 W/kg; SAR(10 g) = 4.13 W/kg

Maximum value of SAR (measured) = 5.16 W/kg



0 dB = 5.16 W/kg = 7.13 dBW/kg

Test Plot 4#:387.4875MHz_ Face Up_12.5KHz**DUT: Digital Portable Radio; Type: HP782 Uv; Serial: DG2210727-31354E-SA-S1**

Communication System: FM; Frequency: 387.488 MHz; Duty Cycle: 1:1

Medium parameters used: $f = 387.488 \text{ MHz}$; $\sigma = 0.859 \text{ S/m}$; $\epsilon_r = 44.439$; $\rho = 1000 \text{ kg/m}^3$

Phantom section: Flat Section

DASY5 Configuration:

- Probe: ES3DV2 - SN3019; ConvF(7.02, 7.02, 7.02) @ 387.488 MHz; Calibrated: 2020/11/16
- Sensor-Surface: 4mm (Mechanical Surface Detection)
- Electronics: DAE4 Sn772; Calibrated: 2020/11/23
- Phantom: ELI v8.0; Type: QDOVA004AA; Serial: 2051
- Measurement SW: DASY52, Version 52.10 (2); SEMCAD X Version 14.6.12 (7470)

Area Scan (71x171x1): Interpolated grid: $dx=1.500 \text{ mm}$, $dy=1.500 \text{ mm}$

Maximum value of SAR (interpolated) = 2.98 W/kg

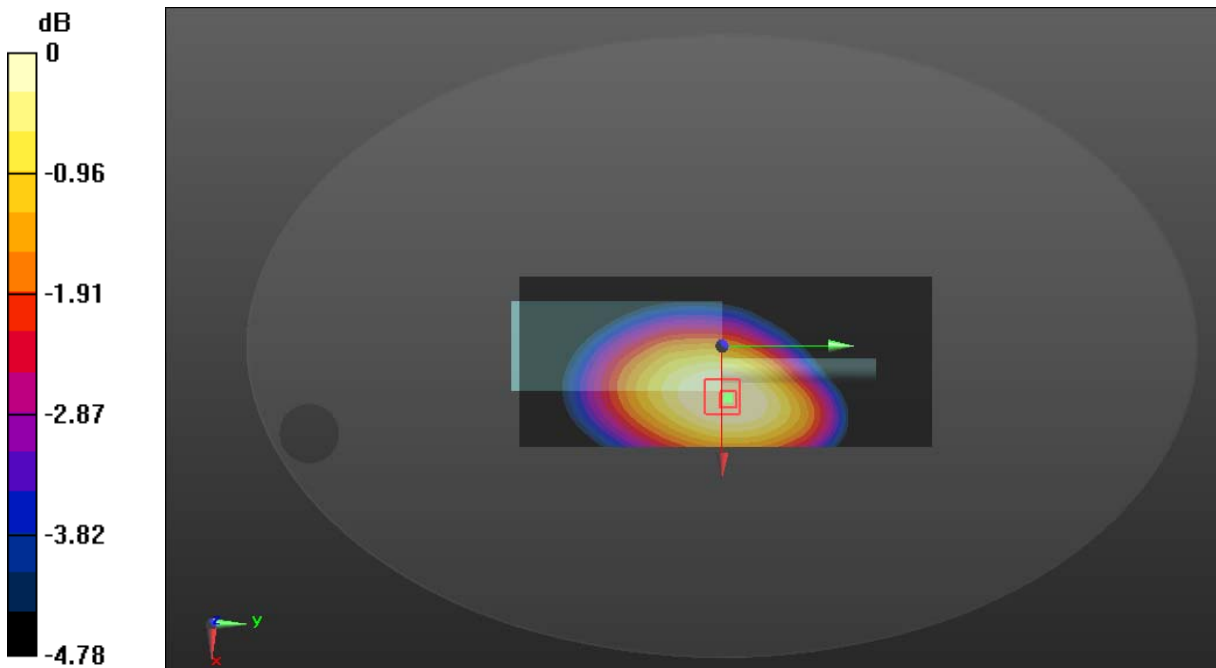
Zoom Scan (5x5x4)/Cube 0: Measurement grid: $dx=8\text{mm}$, $dy=8\text{mm}$, $dz=5\text{mm}$

Reference Value = 48.60 V/m; Power Drift = -0.15 dB

Peak SAR (extrapolated) = 3.08 W/kg

SAR(1 g) = 2.73 W/kg; SAR(10 g) = 2.27 W/kg

Maximum value of SAR (measured) = 2.83 W/kg



0 dB = 2.83 W/kg = 4.52 dBW/kg

Test Plot 5#:399.9875MHz_ Face Up_12.5KHz**DUT: Digital Portable Radio; Type: HP782 Uv; Serial: DG2210727-31354E-SA-S1**

Communication System: FM; Frequency: 399.988 MHz; Duty Cycle: 1:1

Medium parameters used: $f = 399.988 \text{ MHz}$; $\sigma = 0.863 \text{ S/m}$; $\epsilon_r = 43.970$; $\rho = 1000 \text{ kg/m}^3$

Phantom section: Flat Section

DASY5 Configuration:

- Probe: ES3DV2 - SN3019; ConvF(7.02, 7.02, 7.02) @ 399.988 MHz; Calibrated: 2020/11/16
- Sensor-Surface: 4mm (Mechanical Surface Detection)
- Electronics: DAE4 Sn772; Calibrated: 2020/11/23
- Phantom: ELI v8.0; Type: QDOVA004AA; Serial: 2051
- Measurement SW: DASY52, Version 52.10 (2); SEMCAD X Version 14.6.12 (7470)

Area Scan (71x171x1): Interpolated grid: $dx=1.500 \text{ mm}$, $dy=1.500 \text{ mm}$

Maximum value of SAR (interpolated) = 2.04 W/kg

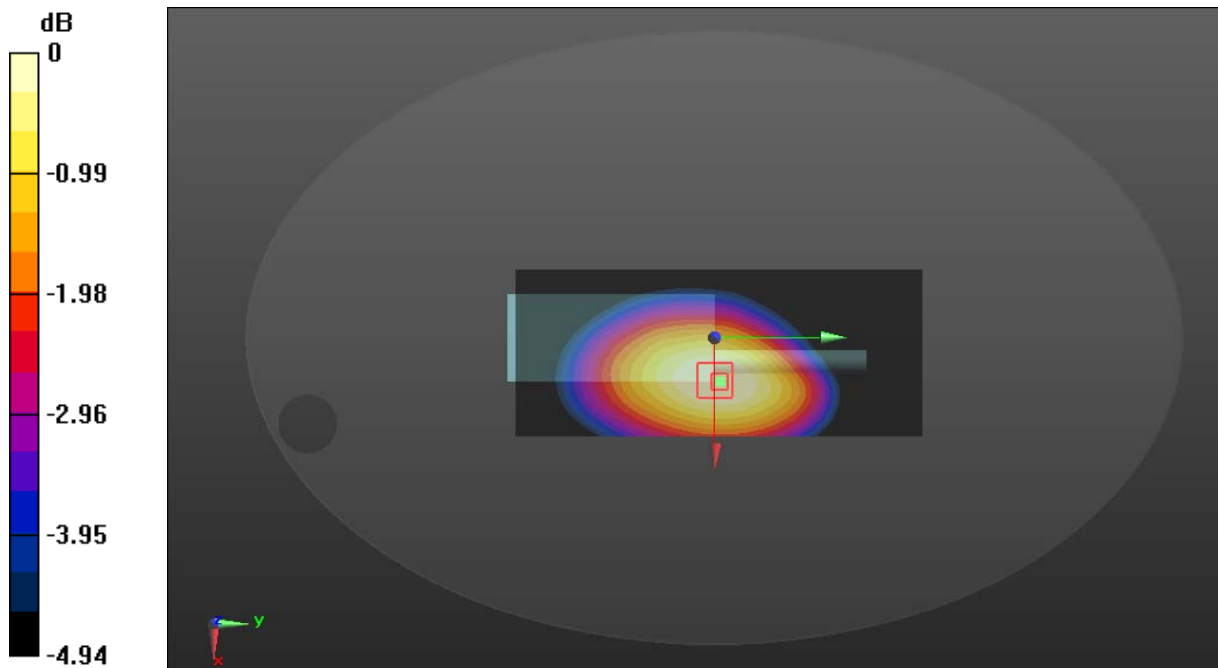
Zoom Scan (5x5x4)/Cube 0: Measurement grid: $dx=8\text{mm}$, $dy=8\text{mm}$, $dz=5\text{mm}$

Reference Value = 41.43 V/m; Power Drift = -0.20 dB

Peak SAR (extrapolated) = 2.14 W/kg

SAR(1 g) = 1.89 W/kg; SAR(10 g) = 1.56 W/kg

Maximum value of SAR (measured) = 1.96 W/kg



0 dB = 1.96 W/kg = 2.92 dBW/kg

Test Plot 6#:400.0125MHz_ Face Up_12.5KHz**DUT: Digital Portable Radio; Type: HP782 Uv; Serial: DG2210727-31354E-SA-S1**

Communication System: FM; Frequency: 400.012 MHz; Duty Cycle: 1:1

Medium parameters used: $f = 400.012$ MHz; $\sigma = 0.867$ S/m; $\epsilon_r = 43.622$; $\rho = 1000$ kg/m³

Phantom section: Flat Section

DASY5 Configuration:

- Probe: ES3DV2 - SN3019; ConvF(7.02, 7.02, 7.02) @ 400.012 MHz; Calibrated: 2020/11/16
- Sensor-Surface: 4mm (Mechanical Surface Detection)
- Electronics: DAE4 Sn772; Calibrated: 2020/11/23
- Phantom: ELI v8.0; Type: QDOVA004AA; Serial: 2051
- Measurement SW: DASY52, Version 52.10 (2); SEMCAD X Version 14.6.12 (7470)

Area Scan (71x181x1): Interpolated grid: dx=1.500 mm, dy=1.500 mm

Maximum value of SAR (interpolated) = 7.98 W/kg

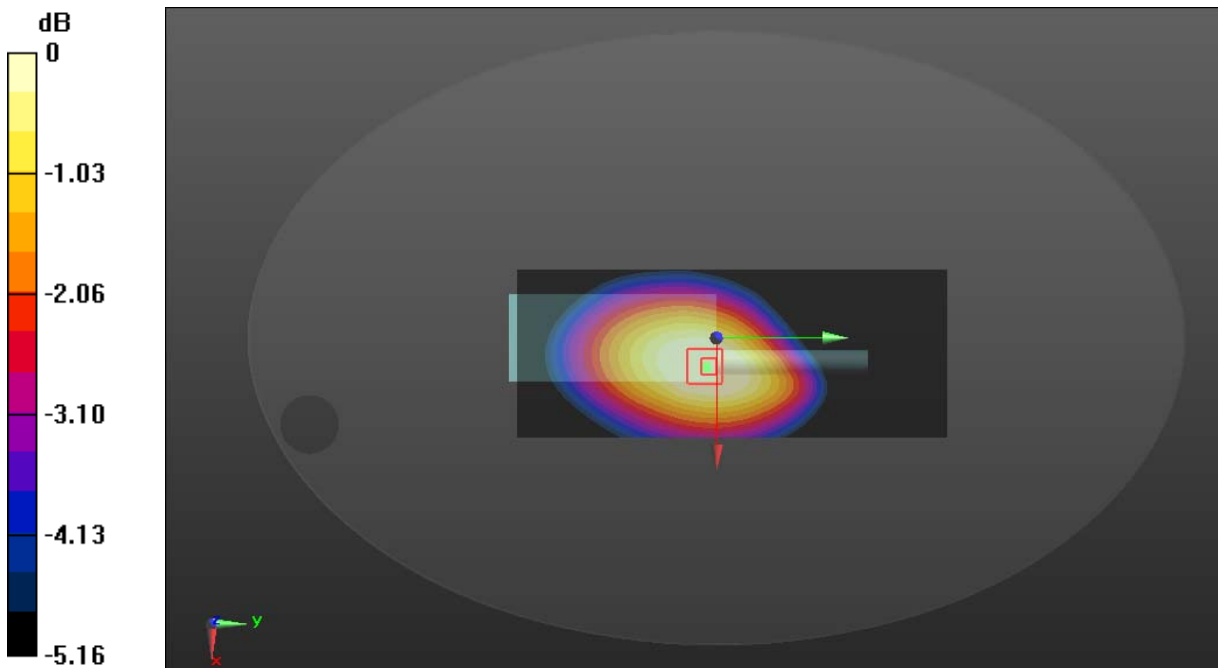
Zoom Scan (5x5x4)/Cube 0: Measurement grid: dx=8mm, dy=8mm, dz=5mm

Reference Value = 90.28 V/m; Power Drift = -0.17 dB

Peak SAR (extrapolated) = 8.20 W/kg

SAR(1 g) = 7.17 W/kg; SAR(10 g) = 5.88 W/kg

Maximum value of SAR (measured) = 7.43 W/kg



0 dB = 7.43 W/kg = 8.71 dBW/kg

Test Plot 7#:417.5125MHz_ Face Up_12.5KHz**DUT: Digital Portable Radio; Type: HP782 Uv; Serial: DG2210727-31354E-SA-S1**

Communication System: FM; Frequency: 417.512 MHz; Duty Cycle: 1:1

Medium parameters used: $f = 417.512$ MHz; $\sigma = 0.871$ S/m; $\epsilon_r = 43.186$; $\rho = 1000$ kg/m³

Phantom section: Flat Section

DASY5 Configuration:

- Probe: ES3DV2 - SN3019; ConvF(7.02, 7.02, 7.02) @ 417.512 MHz; Calibrated: 2020/11/16
- Sensor-Surface: 4mm (Mechanical Surface Detection)
- Electronics: DAE4 Sn772; Calibrated: 2020/11/23
- Phantom: ELI v8.0; Type: QDOVA004AA; Serial: 2051
- Measurement SW: DASY52, Version 52.10 (2); SEMCAD X Version 14.6.12 (7470)

Area Scan (71x181x1): Interpolated grid: dx=1.500 mm, dy=1.500 mm

Maximum value of SAR (interpolated) = 7.87 W/kg

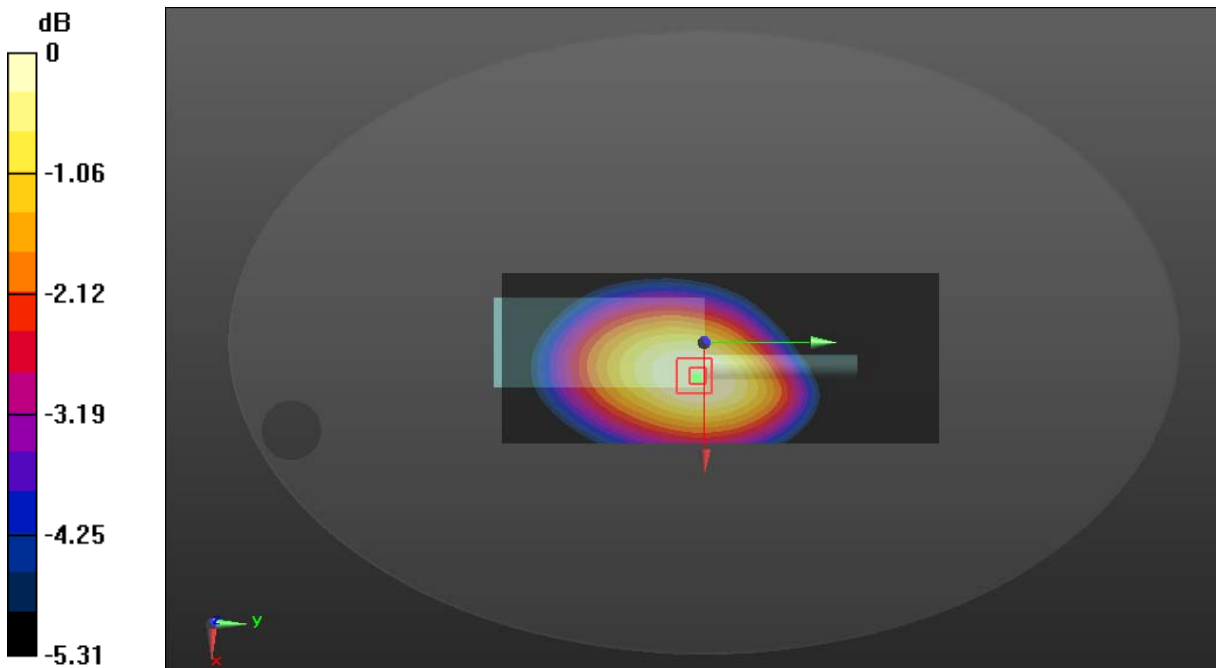
Zoom Scan (5x5x4)/Cube 0: Measurement grid: dx=8mm, dy=8mm, dz=5mm

Reference Value = 85.66 V/m; Power Drift = -0.10 dB

Peak SAR (extrapolated) = 8.31 W/kg

SAR(1 g) = 7.31 W/kg; SAR(10 g) = 5.96 W/kg

Maximum value of SAR (measured) = 7.63 W/kg



0 dB = 7.63 W/kg = 8.83 dBW/kg

Test Plot 8#:435MHz_ Face Up_12.5KHz**DUT: Digital Portable Radio; Type: HP782 Uv; Serial: DG2210727-31354E-SA-S1**

Communication System: FM; Frequency: 435 MHz; Duty Cycle: 1:1

Medium parameters used: $f = 435 \text{ MHz}$; $\sigma = 0.874 \text{ S/m}$; $\epsilon_r = 42.834$; $\rho = 1000 \text{ kg/m}^3$

Phantom section: Flat Section

DASY5 Configuration:

- Probe: ES3DV2 - SN3019; ConvF(7.02, 7.02, 7.02) @ 435 MHz; Calibrated: 2020/11/16
- Sensor-Surface: 4mm (Mechanical Surface Detection)
- Electronics: DAE4 Sn772; Calibrated: 2020/11/23
- Phantom: ELI v8.0; Type: QDOVA004AA; Serial: 2051
- Measurement SW: DASY52, Version 52.10 (2); SEMCAD X Version 14.6.12 (7470)

Area Scan (71x181x1): Interpolated grid: $dx=1.500 \text{ mm}$, $dy=1.500 \text{ mm}$

Maximum value of SAR (interpolated) = 8.91 W/kg

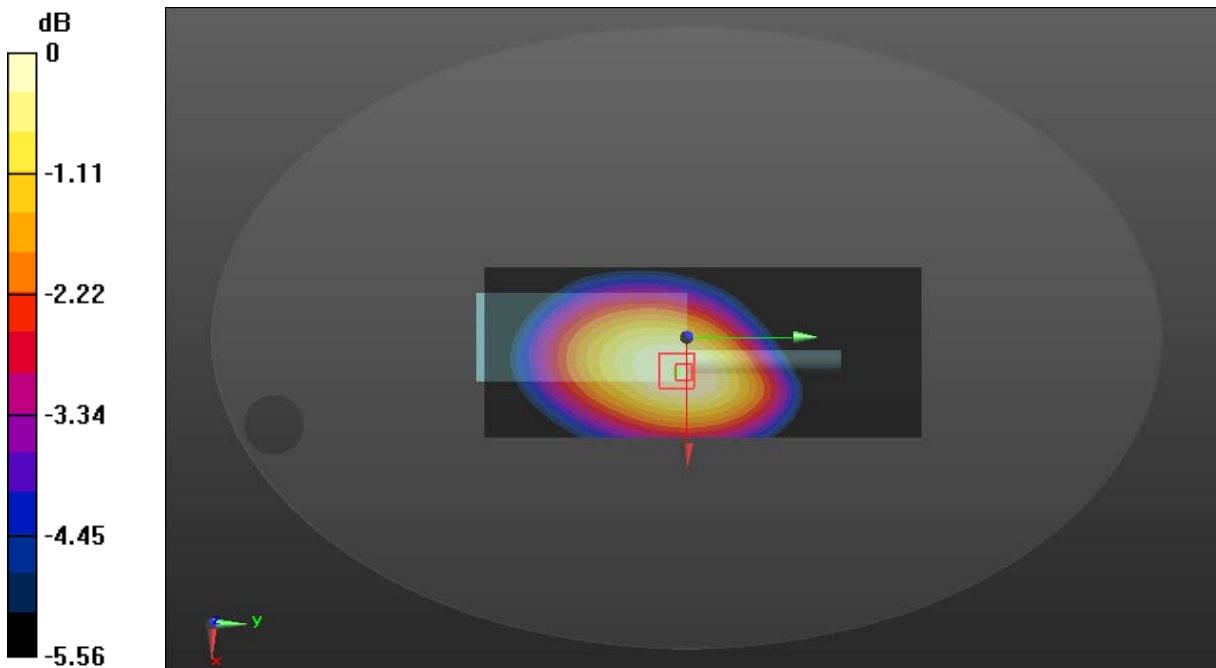
Zoom Scan (5x5x4)/Cube 0: Measurement grid: $dx=8\text{mm}$, $dy=8\text{mm}$, $dz=5\text{mm}$

Reference Value = 90.39 V/m; Power Drift = -0.19 dB

Peak SAR (extrapolated) = 9.49 W/kg

SAR(1 g) = 8.24 W/kg; SAR(10 g) = 6.7 W/kg

Maximum value of SAR (measured) = 8.61 W/kg



0 dB = 8.61 W/kg = 9.35 dBW/kg

Test Plot 9#:452.4875MHz_ Face Up_12.5KHz**DUT: Digital Portable Radio; Type: HP782 Uv; Serial: DG2210727-31354E-SA-S1**

Communication System: FM; Frequency: 452.488 MHz; Duty Cycle: 1:1

Medium parameters used: $f = 452.488$ MHz; $\sigma = 0.888$ S/m; $\epsilon_r = 42.123$; $\rho = 1000$ kg/m³

Phantom section: Flat Section

DASY5 Configuration:

- Probe: ES3DV2 - SN3019; ConvF(7.02, 7.02, 7.02) @ 452.488 MHz; Calibrated: 2020/11/16
- Sensor-Surface: 4mm (Mechanical Surface Detection)
- Electronics: DAE4 Sn772; Calibrated: 2020/11/23
- Phantom: ELI v8.0; Type: QDOVA004AA; Serial: 2051
- Measurement SW: DASY52, Version 52.10 (2); SEMCAD X Version 14.6.12 (7470)

Area Scan (71x181x1): Interpolated grid: dx=1.500 mm, dy=1.500 mm

Maximum value of SAR (interpolated) = 7.52 W/kg

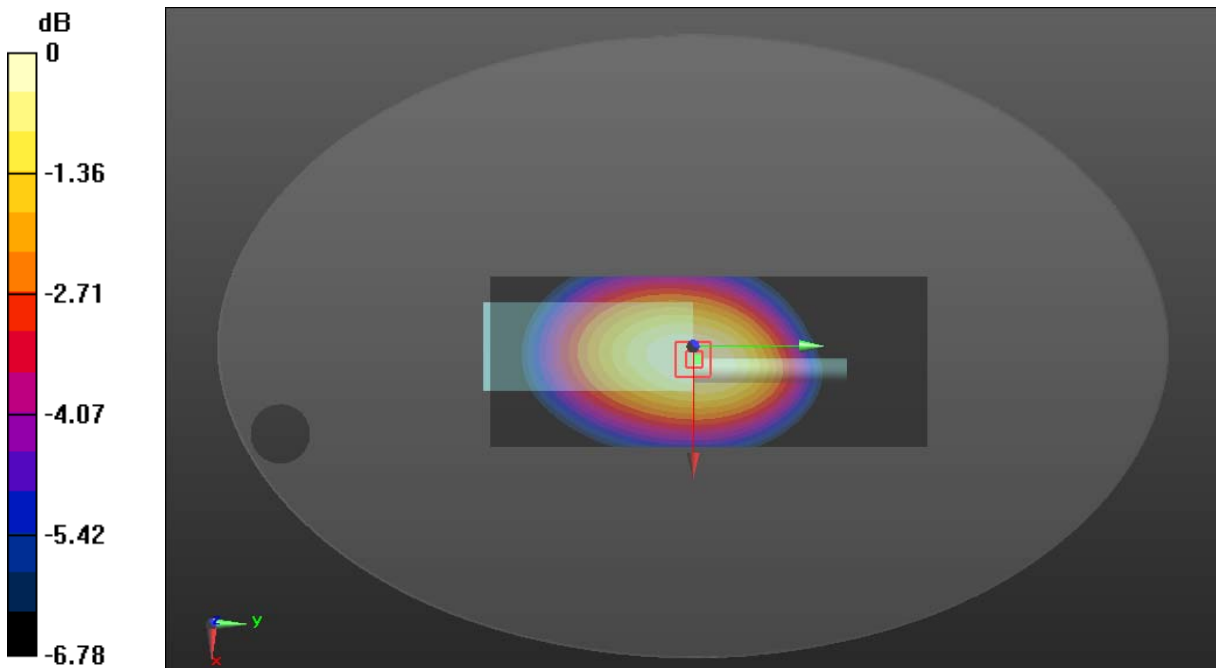
Zoom Scan (5x5x4)/Cube 0: Measurement grid: dx=8mm, dy=8mm, dz=5mm

Reference Value = 89.92 V/m; Power Drift = -0.10 dB

Peak SAR (extrapolated) = 8.79 W/kg

SAR(1 g) = 7.02 W/kg; SAR(10 g) = 5.47 W/kg

Maximum value of SAR (measured) = 7.35 W/kg



0 dB = 7.35 W/kg = 8.66 dBW/kg

Test Plot 10#:469.9875MHz_ Face Up_12.5KHz

DUT: Digital Portable Radio; Type: HP782 Uv; Serial: DG2210727-31354E-SA-S1

Communication System: FM; Frequency: 469.988MHz;Duty Cycle: 1:1

Medium parameters used: $f = 469.988 \text{ MHz}$; $\sigma = 0.895 \text{ S/m}$; $\epsilon_r = 44.79$; $\rho = 1000 \text{ kg/m}^3$

Phantom section: Flat Section

DASY5 Configuration:

- Probe: ES3DV2 - SN3019; ConvF(7.02, 7.02, 7.02) @ 469.988 MHz; Calibrated: 2020/11/16
- Sensor-Surface: 4mm (Mechanical Surface Detection)
- Electronics: DAE4 Sn772; Calibrated: 2020/11/23
- Phantom: ELI v8.0; Type: QDOVA004AA; Serial: 2051
- Measurement SW: DASY52, Version 52.10 (2); SEMCAD X Version 14.6.12 (7470)

Area Scan (81x181x1): Interpolated grid: $dx=1.500 \text{ mm}$, $dy=1.500 \text{ mm}$

Maximum value of SAR (interpolated) = 5.38 W/kg

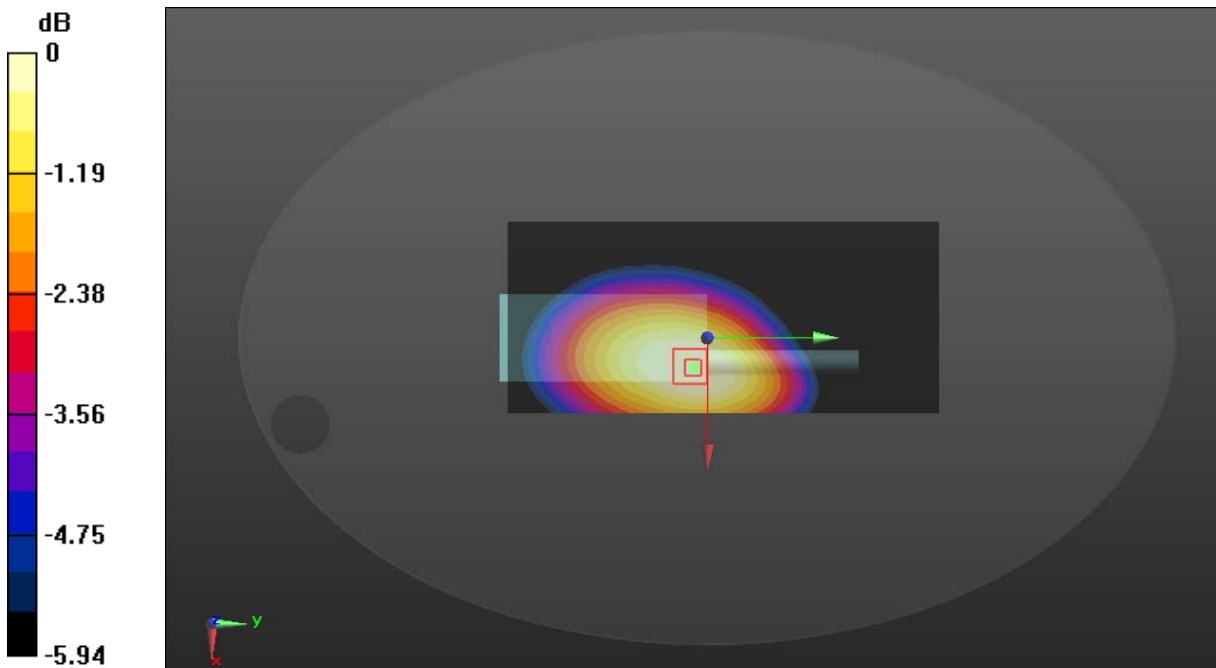
Zoom Scan (5x5x4)/Cube 0: Measurement grid: $dx=8\text{mm}$, $dy=8\text{mm}$, $dz=5\text{mm}$

Reference Value = 69.48 V/m; Power Drift = -0.16 dB

Peak SAR (extrapolated) = 5.63 W/kg

SAR(1 g) = 4.88 W/kg; SAR(10 g) = 3.95 W/kg

Maximum value of SAR (measured) = 5.08 W/kg



0 dB = 5.08 W/kg = 7.06 dBW/kg

Test Plot 11#:350.0125MHz_ Face Up_ 25KHz

DUT: Digital Portable Radio; Type: HP782 Uv; Serial: DG2210727-31354E-SA-S1

Communication System: FM; Frequency: 350.012 MHz; Duty Cycle: 1:1

Medium parameters used: $f = 350.012$ MHz; $\sigma = 0.835$ S/m; $\epsilon_r = 45.844$; $\rho = 1000$ kg/m³

Phantom section: Flat Section

DASY5 Configuration:

- Probe: ES3DV2 - SN3019; ConvF(7.02, 7.02, 7.02) @ 350.012 MHz; Calibrated: 2020/11/16
- Sensor-Surface: 4mm (Mechanical Surface Detection)
- Electronics: DAE4 Sn772; Calibrated: 2020/11/23
- Phantom: ELI v8.0; Type: QDOVA004AA; Serial: 2051
- Measurement SW: DASY52, Version 52.10 (2); SEMCAD X Version 14.6.12 (7470)

Area Scan (71x171x1): Interpolated grid: dx=1.500 mm, dy=1.500 mm

Maximum value of SAR (interpolated) = 3.79 W/kg

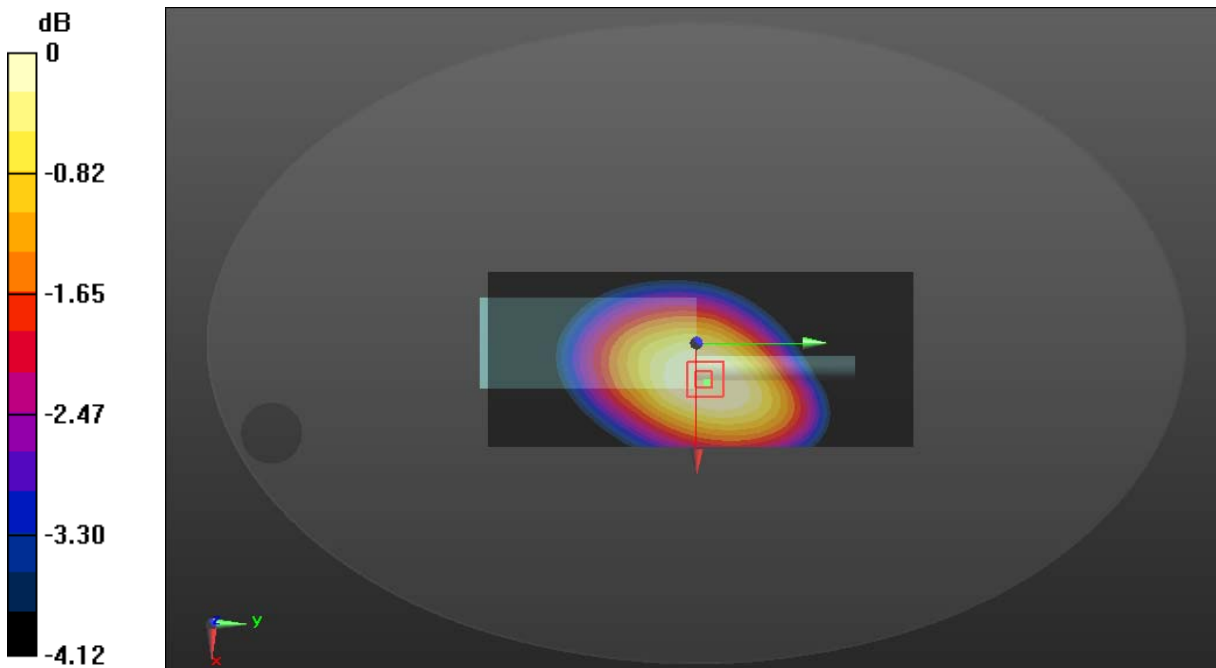
Zoom Scan (5x5x4)/Cube 0: Measurement grid: dx=8mm, dy=8mm, dz=5mm

Reference Value = 63.48 V/m; Power Drift = -0.10 dB

Peak SAR (extrapolated) = 3.88 W/kg

SAR(1 g) = 3.53 W/kg; SAR(10 g) = 3.02 W/kg

Maximum value of SAR (measured) = 3.62 W/kg



0 dB = 3.62 W/kg = 5.59 dBW/kg

Test Plot 12#:362.5125MHz_ Face Up_ 25KHz

DUT: Digital Portable Radio; Type: HP782 UV; Serial: DG2210727-31354E-SA-S1

Communication System: FM; Frequency: 362.512 MHz; Duty Cycle: 1:1

Medium parameters used: $f = 362.512 \text{ MHz}$; $\sigma = 0.843 \text{ S/m}$; $\epsilon_r = 45.418$; $\rho = 1000 \text{ kg/m}^3$

Phantom section: Flat Section

DASY5 Configuration:

- Probe: ES3DV2 - SN3019; ConvF(7.02, 7.02, 7.02) @ 362.512 MHz; Calibrated: 2020/11/16
- Sensor-Surface: 4mm (Mechanical Surface Detection)
- Electronics: DAE4 Sn772; Calibrated: 2020/11/23
- Phantom: ELI v8.0; Type: QDOVA004AA; Serial: 2051
- Measurement SW: DASY52, Version 52.10 (2); SEMCAD X Version 14.6.12 (7470)

Area Scan (71x171x1): Interpolated grid: $dx=1.500 \text{ mm}$, $dy=1.500 \text{ mm}$

Maximum value of SAR (interpolated) = 8.88 W/kg

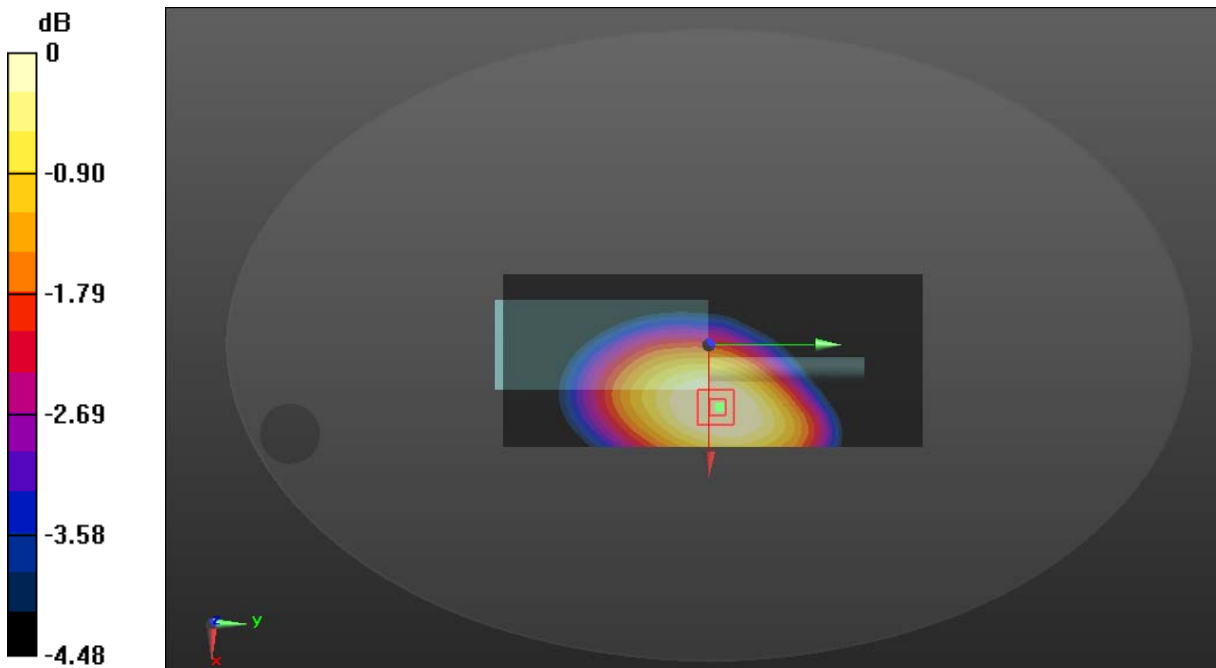
Zoom Scan (5x5x4)/Cube 0: Measurement grid: $dx=8\text{mm}$, $dy=8\text{mm}$, $dz=5\text{mm}$

Reference Value = 81.15 V/m; Power Drift = -0.12 dB

Peak SAR (extrapolated) = 9.05 W/kg

SAR(1 g) = 8.08 W/kg; SAR(10 g) = 6.8 W/kg

Maximum value of SAR (measured) = 8.38 W/kg



0 dB = 8.38 W/kg = 9.23 dBW/kg

Test Plot 13#:375.0125MHz_ Face Up_ 25KHz**DUT: Digital Portable Radio; Type: HP782 Uv; Serial: DG2210727-31354E-SA-S1**

Communication System: FM; Frequency: 375.012 MHz; Duty Cycle: 1:1

Medium parameters used: $f = 375.012$ MHz; $\sigma = 0.852$ S/m; $\epsilon_r = 44.803$; $\rho = 1000$ kg/m³

Phantom section: Flat Section

DASY5 Configuration:

- Probe: ES3DV2 - SN3019; ConvF(7.02, 7.02, 7.02) @ 375.012 MHz; Calibrated: 2020/11/16
- Sensor-Surface: 4mm (Mechanical Surface Detection)
- Electronics: DAE4 Sn772; Calibrated: 2020/11/23
- Phantom: ELI v8.0; Type: QDOVA004AA; Serial: 2051
- Measurement SW: DASY52, Version 52.10 (2); SEMCAD X Version 14.6.12 (7470)

Area Scan (71x171x1): Interpolated grid: dx=1.500 mm, dy=1.500 mm

Maximum value of SAR (interpolated) = 5.48 W/kg

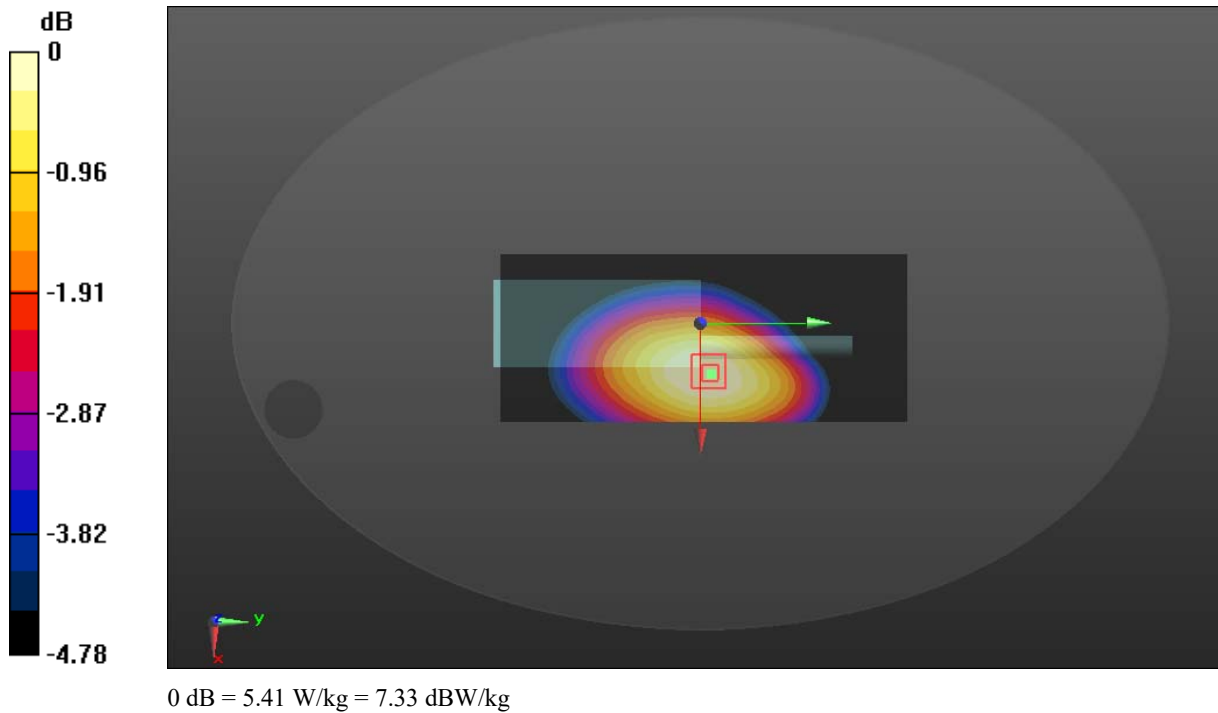
Zoom Scan (5x5x4)/Cube 0: Measurement grid: dx=8mm, dy=8mm, dz=5mm

Reference Value = 68.13 V/m; Power Drift = -0.15 dB

Peak SAR (extrapolated) = 5.99 W/kg

SAR(1 g) = 5.14 W/kg; SAR(10 g) = 4.28 W/kg

Maximum value of SAR (measured) = 5.41 W/kg



Test Plot 14#:387.4875MHz_ Face Up_ 25KHz

DUT: Digital Portable Radio; Type: HP782 UV; Serial: DG2210727-31354E-SA-S1

Communication System: FM; Frequency: 387.488 MHz; Duty Cycle: 1:1

Medium parameters used: $f = 387.488$ MHz; $\sigma = 0.859$ S/m; $\epsilon_r = 44.439$; $\rho = 1000$ kg/m³

Phantom section: Flat Section

DASY5 Configuration:

- Probe: ES3DV2 - SN3019; ConvF(7.02, 7.02, 7.02) @ 387.488 MHz; Calibrated: 2020/11/16
- Sensor-Surface: 4mm (Mechanical Surface Detection)
- Electronics: DAE4 Sn772; Calibrated: 2020/11/23
- Phantom: ELI v8.0; Type: QDOVA004AA; Serial: 2051
- Measurement SW: DASY52, Version 52.10 (2); SEMCAD X Version 14.6.12 (7470)

Area Scan (71x171x1): Interpolated grid: dx=1.500 mm, dy=1.500 mm

Maximum value of SAR (interpolated) = 2.93 W/kg

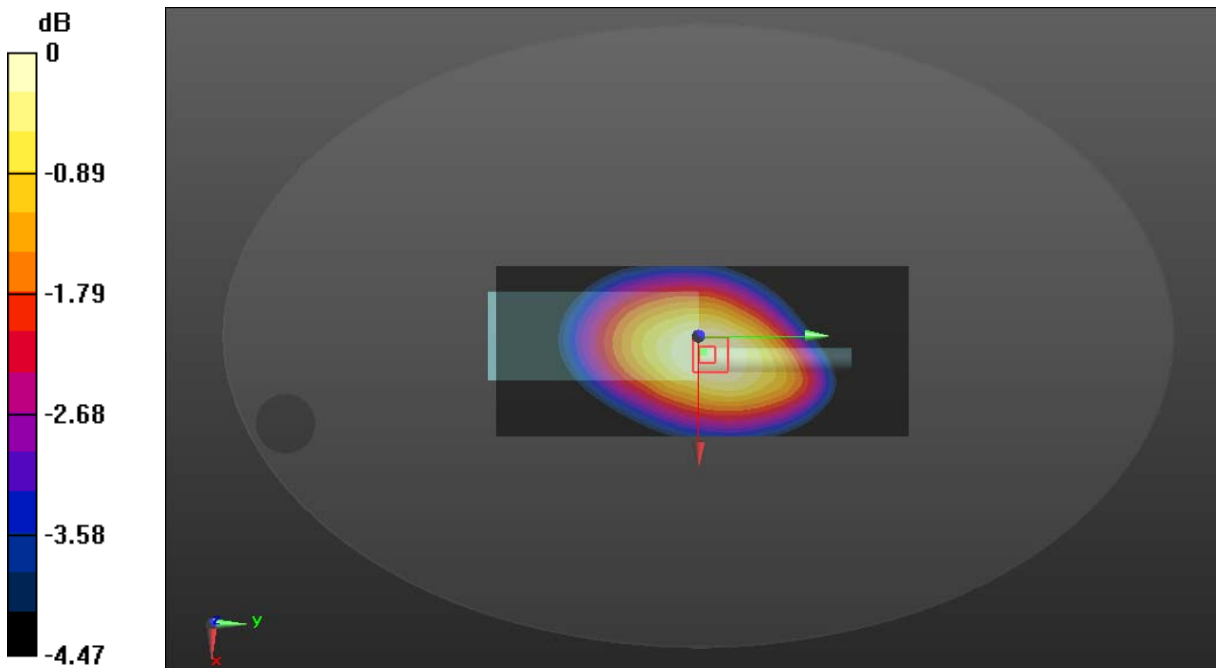
Zoom Scan (5x5x4)/Cube 0: Measurement grid: dx=8mm, dy=8mm, dz=5mm

Reference Value = 59.65 V/m; Power Drift = -0.19 dB

Peak SAR (extrapolated) = 3.01 W/kg

SAR(1 g) = 2.75 W/kg; SAR(10 g) = 2.3 W/kg

Maximum value of SAR (measured) = 2.84 W/kg



0 dB = 2.84 W/kg = 4.53 dBW/kg

Test Plot 15#:399.9875MHz_ Face Up_ 25KHz**DUT: Digital Portable Radio; Type: HP782 Uv; Serial: DG2210727-31354E-SA-S1**

Communication System: FM; Frequency: 399.988 MHz; Duty Cycle: 1:1

Medium parameters used: $f = 399.988 \text{ MHz}$; $\sigma = 0.863 \text{ S/m}$; $\epsilon_r = 43.970$; $\rho = 1000 \text{ kg/m}^3$

Phantom section: Flat Section

DASY5 Configuration:

- Probe: ES3DV2 - SN3019; ConvF(7.02, 7.02, 7.02) @ 399.988 MHz; Calibrated: 2020/11/16
- Sensor-Surface: 4mm (Mechanical Surface Detection)
- Electronics: DAE4 Sn772; Calibrated: 2020/11/23
- Phantom: ELI v8.0; Type: QDOVA004AA; Serial: 2051
- Measurement SW: DASY52, Version 52.10 (2); SEMCAD X Version 14.6.12 (7470)

Area Scan (71x171x1): Interpolated grid: $dx=1.500 \text{ mm}$, $dy=1.500 \text{ mm}$

Maximum value of SAR (interpolated) = 2.07 W/kg

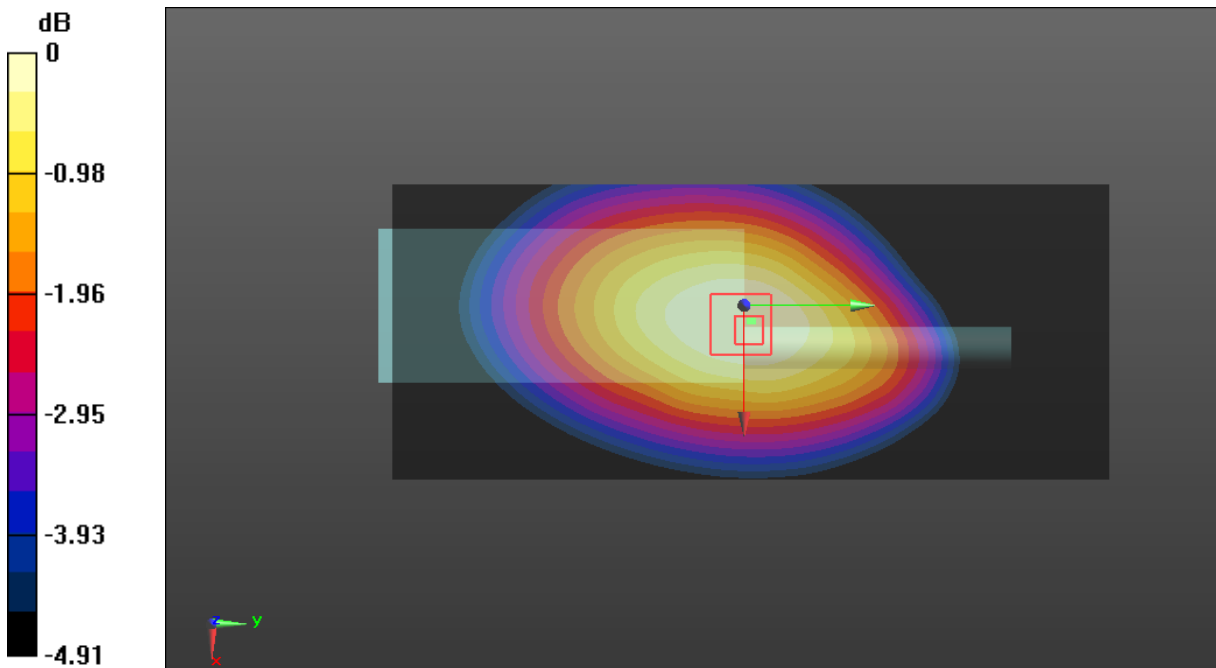
Zoom Scan (5x5x4)/Cube 0: Measurement grid: $dx=8\text{mm}$, $dy=8\text{mm}$, $dz=5\text{mm}$

Reference Value = 49.17 V/m; Power Drift = -0.19 dB

Peak SAR (extrapolated) = 2.18 W/kg

SAR(1 g) = 1.94 W/kg; SAR(10 g) = 1.6 W/kg

Maximum value of SAR (measured) = 2.01 W/kg



0 dB = 2.01 W/kg = 3.03 dBW/kg

Test Plot 16#:435MHz_ Face Up_25KHz**DUT: Digital Portable Radio; Type: HP782 Uv; Serial: DG2210727-31354E-SA-S1**

Communication System: FM; Frequency: 435 MHz; Duty Cycle: 1:1

Medium parameters used: $f = 435 \text{ MHz}$; $\sigma = 0.874 \text{ S/m}$; $\epsilon_r = 42.834$; $\rho = 1000 \text{ kg/m}^3$

Phantom section: Flat Section

DASY5 Configuration:

- Probe: ES3DV2 - SN3019; ConvF(7.02, 7.02, 7.02) @ 435 MHz; Calibrated: 2020/11/16
- Sensor-Surface: 4mm (Mechanical Surface Detection)
- Electronics: DAE4 Sn772; Calibrated: 2020/11/23
- Phantom: ELI v8.0; Type: QDOVA004AA; Serial: 2051
- Measurement SW: DASY52, Version 52.10 (2); SEMCAD X Version 14.6.12 (7470)

Area Scan (71x181x1): Interpolated grid: $dx=1.500 \text{ mm}$, $dy=1.500 \text{ mm}$

Maximum value of SAR (interpolated) = 7.23 W/kg

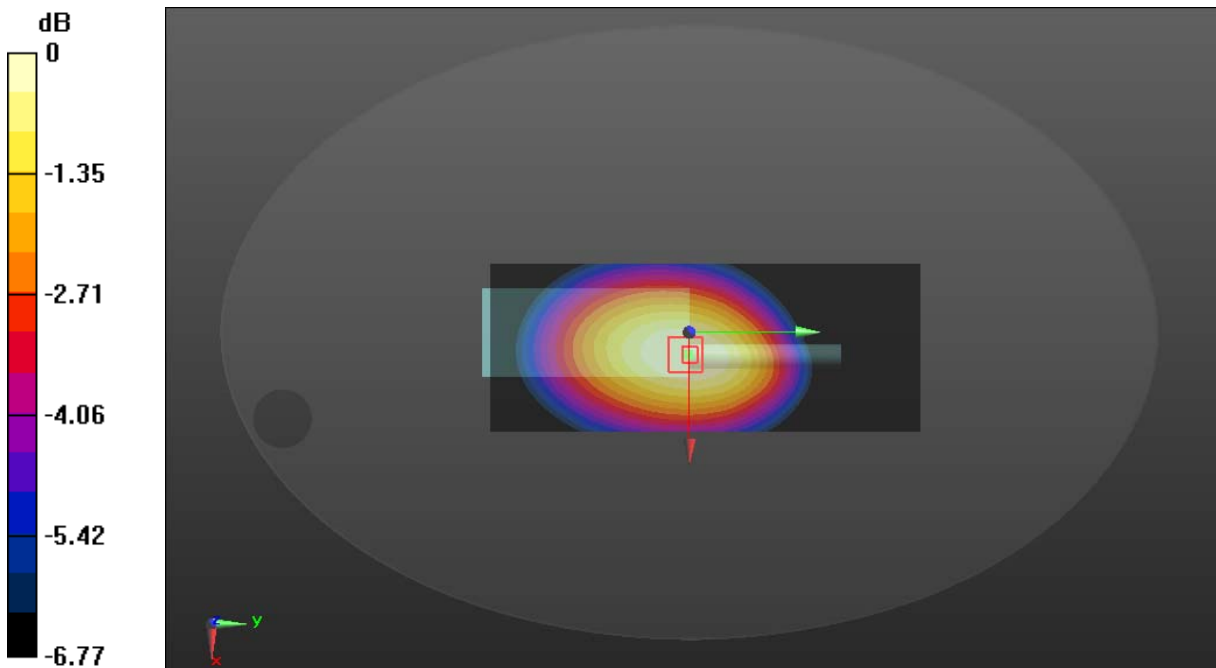
Zoom Scan (5x5x4)/Cube 0: Measurement grid: $dx=8\text{mm}$, $dy=8\text{mm}$, $dz=5\text{mm}$

Reference Value = 85.24 V/m; Power Drift = -0.11 dB

Peak SAR (extrapolated) = 8.44 W/kg

SAR(1 g) = 6.75 W/kg; SAR(10 g) = 5.26 W/kg

Maximum value of SAR (measured) = 7.05 W/kg



0 dB = 7.05 W/kg = 8.48 dBW/kg

Test Plot 17#:362.5125MHz_ Face Up_4FSK**DUT: Digital Portable Radio; Type: HP782 Uv; Serial: DG2210727-31354E-SA-S1**

Communication System: 4FSK; Frequency: 362.512 MHz; Duty Cycle: 1:2

Medium parameters used: $f = 362.512$ MHz; $\sigma = 0.843$ S/m; $\epsilon_r = 45.418$; $\rho = 1000$ kg/m³

Phantom section: Flat Section

DASY5 Configuration:

- Probe: ES3DV2 - SN3019; ConvF(7.02, 7.02, 7.02) @ 362.512 MHz; Calibrated: 2020/11/16
- Sensor-Surface: 4mm (Mechanical Surface Detection)
- Electronics: DAE4 Sn772; Calibrated: 2020/11/23
- Phantom: ELI v8.0; Type: QDOVA004AA; Serial: 2051
- Measurement SW: DASY52, Version 52.10 (2); SEMCAD X Version 14.6.12 (7470)

Area Scan (71x171x1): Interpolated grid: dx=1.500 mm, dy=1.500 mm

Maximum value of SAR (interpolated) = 4.48 W/kg

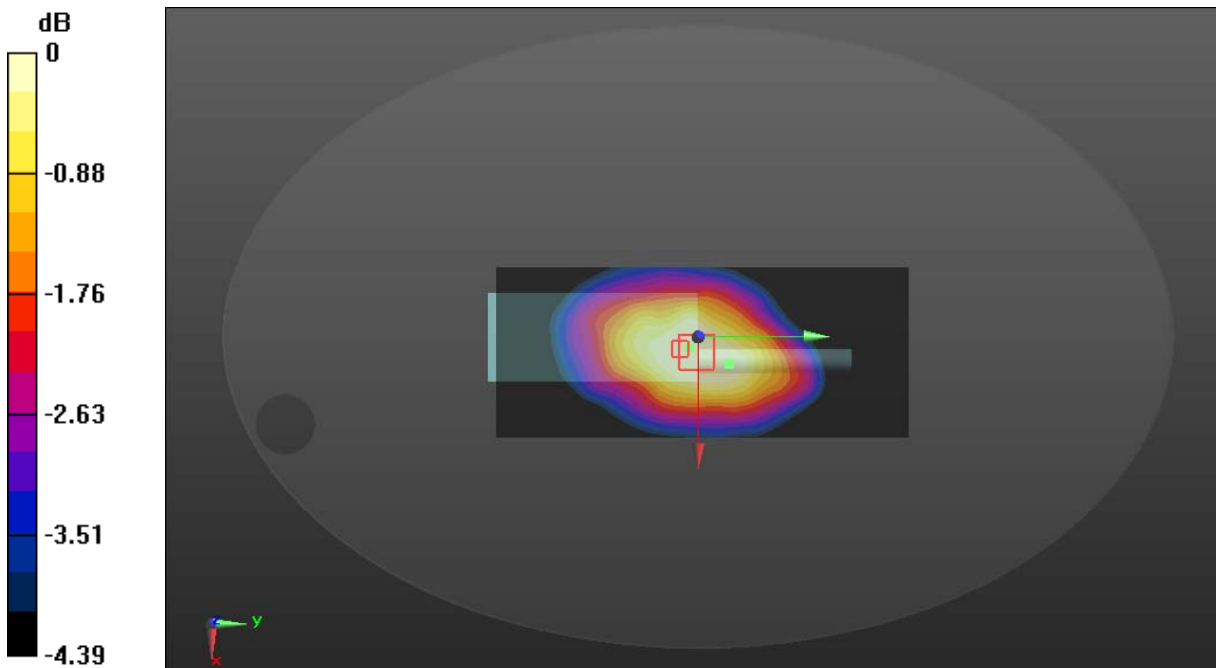
Zoom Scan (5x5x4)/Cube 0: Measurement grid: dx=8mm, dy=8mm, dz=5mm

Reference Value = 68.43 V/m; Power Drift = -0.13 dB

Peak SAR (extrapolated) = 4.90 W/kg

SAR(1 g) = 3.97 W/kg; SAR(10 g) = 3.39 W/kg

Maximum value of SAR (measured) = 4.12 W/kg



0 dB = 4.12 W/kg = 6.15 dBW/kg

Test Plot 18#:435MHz_ Face Up_4FSK**DUT: Digital Portable Radio; Type: HP782 Uv; Serial: DG2210727-31354E-SA-S1**

Communication System: 4FSK; Frequency: 435 MHz; Duty Cycle: 1:2

Medium parameters used: $f = 435$ MHz; $\sigma = 0.874$ S/m; $\epsilon_r = 42.834$; $\rho = 1000$ kg/m³

Phantom section: Flat Section

DASY5 Configuration:

- Probe: ES3DV2 - SN3019; ConvF(7.02, 7.02, 7.02) @ 435 MHz; Calibrated: 2020/11/16
- Sensor-Surface: 4mm (Mechanical Surface Detection)
- Electronics: DAE4 Sn772; Calibrated: 2020/11/23
- Phantom: ELI v8.0; Type: QDOVA004AA; Serial: 2051
- Measurement SW: DASY52, Version 52.10 (2); SEMCAD X Version 14.6.12 (7470)

Area Scan (71x181x1): Interpolated grid: dx=1.500 mm, dy=1.500 mm

Maximum value of SAR (interpolated) = 3.64 W/kg

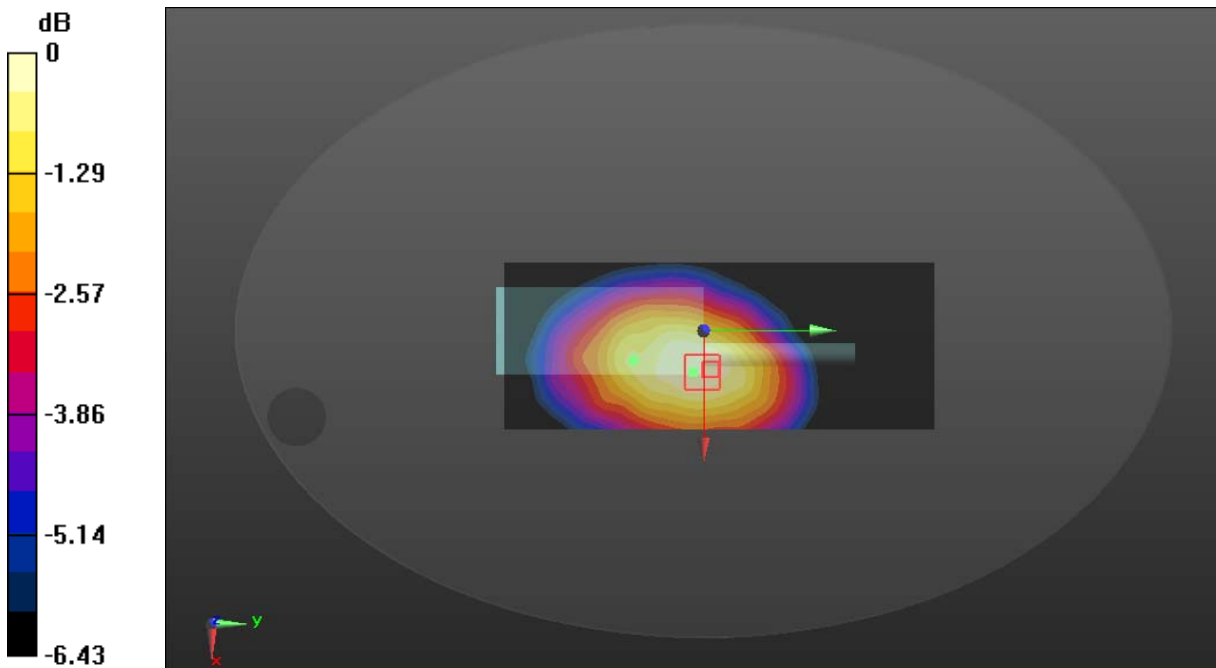
Zoom Scan (5x5x4)/Cube 0: Measurement grid: dx=8mm, dy=8mm, dz=5mm

Reference Value = 55.12 V/m; Power Drift = -0.07 dB

Peak SAR (extrapolated) = 4.67 W/kg

SAR(1 g) = 3.29 W/kg; SAR(10 g) = 2.57 W/kg

Maximum value of SAR (measured) = 3.48 W/kg



0 dB = 3.48 W/kg = 5.42 dBW/kg

Test Plot 19#:350.0125MHz_ Body Back_ 12.5KHz**DUT: Digital Portable Radio; Type: HP782 Uv; Serial: DG2210727-31354E-SA-S1**

Communication System: FM; Frequency: 350.012 MHz; Duty Cycle: 1:1

Medium parameters used: $f = 350.012$ MHz; $\sigma = 0.835$ S/m; $\epsilon_r = 45.844$; $\rho = 1000$ kg/m³

Phantom section: Flat Section

DASY5 Configuration:

- Probe: ES3DV2 - SN3019; ConvF(7.02, 7.02, 7.02) @ 350.012 MHz; Calibrated: 2020/11/16
- Sensor-Surface: 4mm (Mechanical Surface Detection)
- Electronics: DAE4 Sn772; Calibrated: 2020/11/23
- Phantom: ELI v8.0; Type: QDOVA004AA; Serial: 2051
- Measurement SW: DASY52, Version 52.10 (2); SEMCAD X Version 14.6.12 (7470)

Area Scan (71x171x1): Interpolated grid: dx=1.500 mm, dy=1.500 mm

Maximum value of SAR (interpolated) = 7.71 W/kg

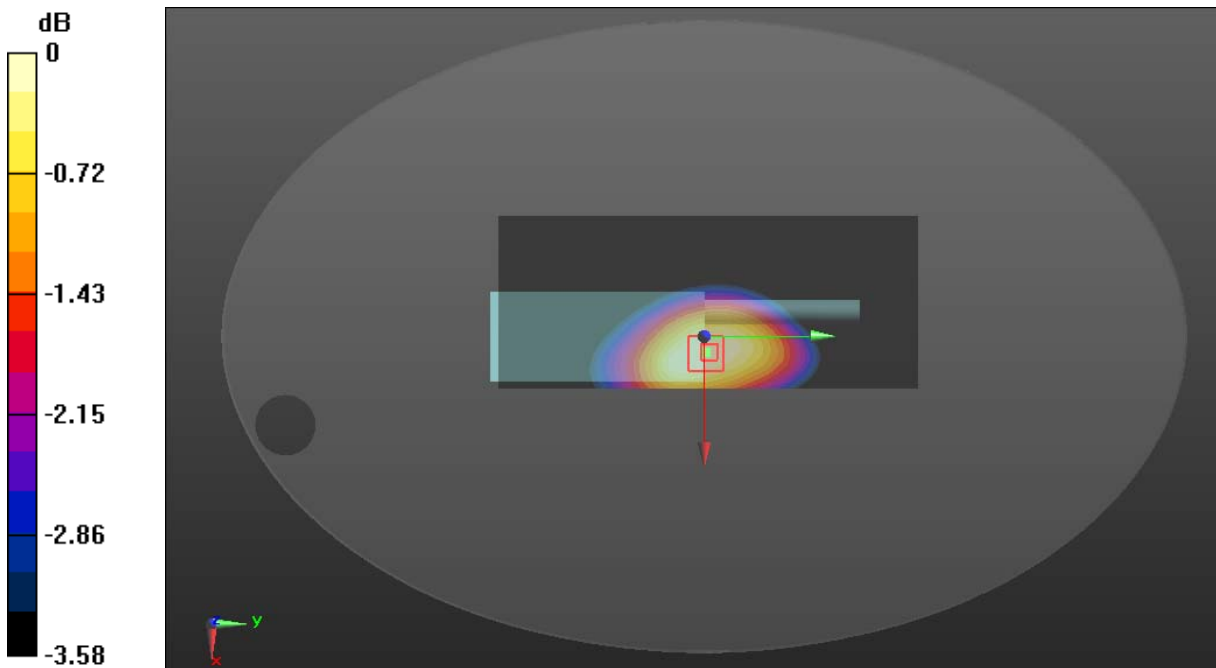
Zoom Scan (5x5x4)/Cube 0: Measurement grid: dx=8mm, dy=8mm, dz=5mm

Reference Value = 93.04 V/m; Power Drift = -0.14 dB

Peak SAR (extrapolated) = 9.00 W/kg

SAR(1 g) = 7.31 W/kg; SAR(10 g) = 5.8 W/kg

Maximum value of SAR (measured) = 7.65 W/kg



0 dB = 7.65 W/kg = 8.84 dBW/kg

Test Plot 20#:362.5125MHz_ Body Back_ 12.5KHz**DUT: Digital Portable Radio; Type: HP782 Uv; Serial: DG2210727-31354E-SA-S1**

Communication System: FM; Frequency: 362.512 MHz; Duty Cycle: 1:1

Medium parameters used: $f = 362.512 \text{ MHz}$; $\sigma = 0.843 \text{ S/m}$; $\epsilon_r = 45.418$; $\rho = 1000 \text{ kg/m}^3$

Phantom section: Flat Section

DASY5 Configuration:

- Probe: ES3DV2 - SN3019; ConvF(7.02, 7.02, 7.02) @ 362.512 MHz; Calibrated: 2020/11/16
- Sensor-Surface: 4mm (Mechanical Surface Detection)
- Electronics: DAE4 Sn772; Calibrated: 2020/11/23
- Phantom: ELI v8.0; Type: QDOVA004AA; Serial: 2051
- Measurement SW: DASY52, Version 52.10 (2); SEMCAD X Version 14.6.12 (7470)

Area Scan (71x171x1): Interpolated grid: $dx=1.500 \text{ mm}$, $dy=1.500 \text{ mm}$

Maximum value of SAR (interpolated) = 9.28 W/kg

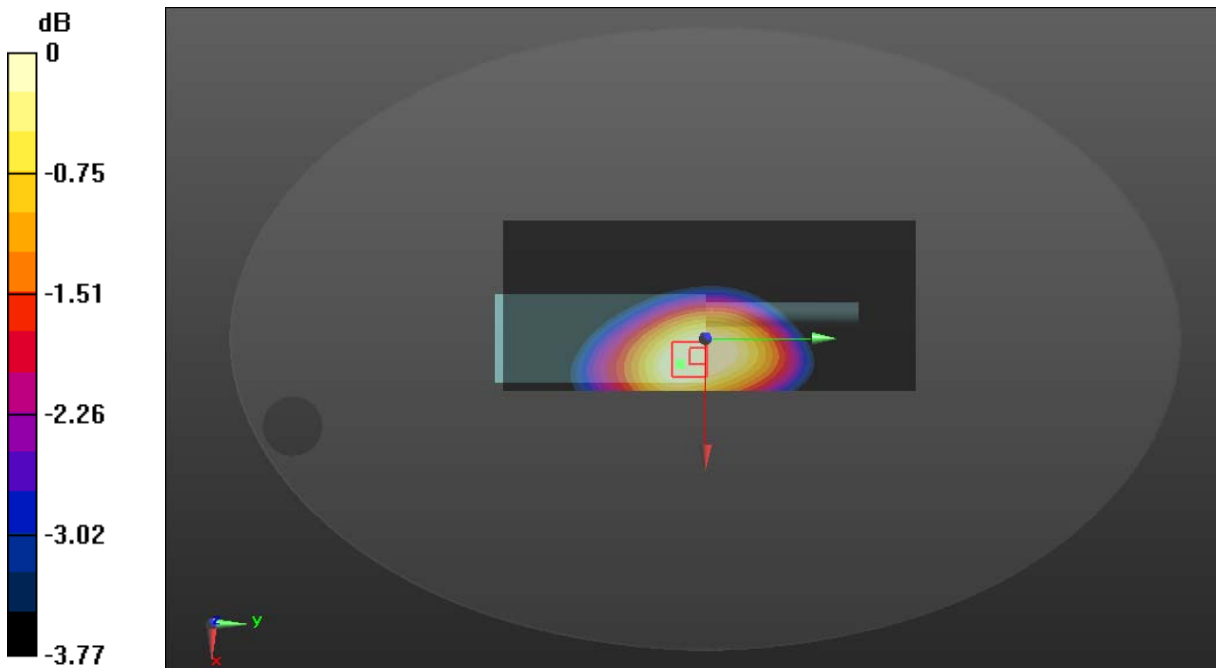
Zoom Scan (5x5x4)/Cube 0: Measurement grid: $dx=8\text{mm}$, $dy=8\text{mm}$, $dz=5\text{mm}$

Reference Value = 101.1 V/m; Power Drift = -0.10 dB

Peak SAR (extrapolated) = 10.2 W/kg

SAR(1 g) = 8.46 W/kg; SAR(10 g) = 6.74 W/kg

Maximum value of SAR (measured) = 8.84 W/kg



0 dB = 8.84 W/kg = 9.46 dBW/kg

Test Plot 21#:375.0125MHz_ Body Back_ 12.5KHz**DUT: Digital Portable Radio; Type: HP782 Uv; Serial: DG2210727-31354E-SA-S1**

Communication System: FM; Frequency: 375.012 MHz; Duty Cycle: 1:1

Medium parameters used: $f = 375.012$ MHz; $\sigma = 0.852$ S/m; $\epsilon_r = 44.803$; $\rho = 1000$ kg/m³

Phantom section: Flat Section

DASY5 Configuration:

- Probe: ES3DV2 - SN3019; ConvF(7.02, 7.02, 7.02) @ 375.012 MHz; Calibrated: 2020/11/16
- Sensor-Surface: 4mm (Mechanical Surface Detection)
- Electronics: DAE4 Sn772; Calibrated: 2020/11/23
- Phantom: ELI v8.0; Type: QDOVA004AA; Serial: 2051
- Measurement SW: DASY52, Version 52.10 (2); SEMCAD X Version 14.6.12 (7470)

Area Scan (71x171x1): Interpolated grid: dx=1.500 mm, dy=1.500 mm

Maximum value of SAR (interpolated) = 5.47 W/kg

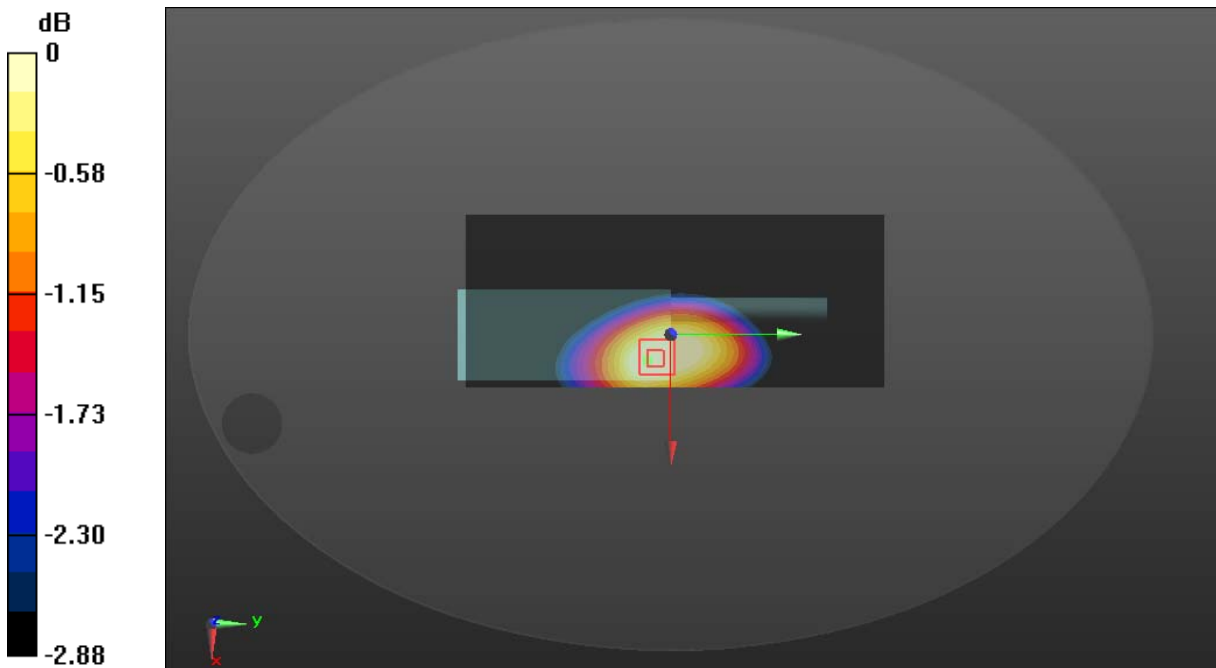
Zoom Scan (5x5x4)/Cube 0: Measurement grid: dx=8mm, dy=8mm, dz=5mm

Reference Value = 76.88 V/m; Power Drift = -0.12 dB

Peak SAR (extrapolated) = 6.10 W/kg

SAR(1 g) = 5.02 W/kg; SAR(10 g) = 3.98 W/kg

Maximum value of SAR (measured) = 5.24 W/kg



0 dB = 5.24 W/kg = 7.19 dBW/kg

Test Plot 22#:387.4875MHz_ Body Back_ 12.5KHz

DUT: Digital Portable Radio; Type: HP782 Uv; Serial: DG2210727-31354E-SA-S1

Communication System: FM; Frequency: 387.488 MHz; Duty Cycle: 1:1

Medium parameters used: $f = 387.488$ MHz; $\sigma = 0.859$ S/m; $\epsilon_r = 44.439$; $\rho = 1000$ kg/m³

Phantom section: Flat Section

DASY5 Configuration:

- Probe: ES3DV2 - SN3019; ConvF(7.02, 7.02, 7.02) @ 387.488 MHz; Calibrated: 2020/11/16
- Sensor-Surface: 4mm (Mechanical Surface Detection)
- Electronics: DAE4 Sn772; Calibrated: 2020/11/23
- Phantom: ELI v8.0; Type: QDOVA004AA; Serial: 2051
- Measurement SW: DASY52, Version 52.10 (2); SEMCAD X Version 14.6.12 (7470)

Area Scan (71x171x1): Interpolated grid: dx=1.500 mm, dy=1.500 mm

Maximum value of SAR (interpolated) = 3.13 W/kg

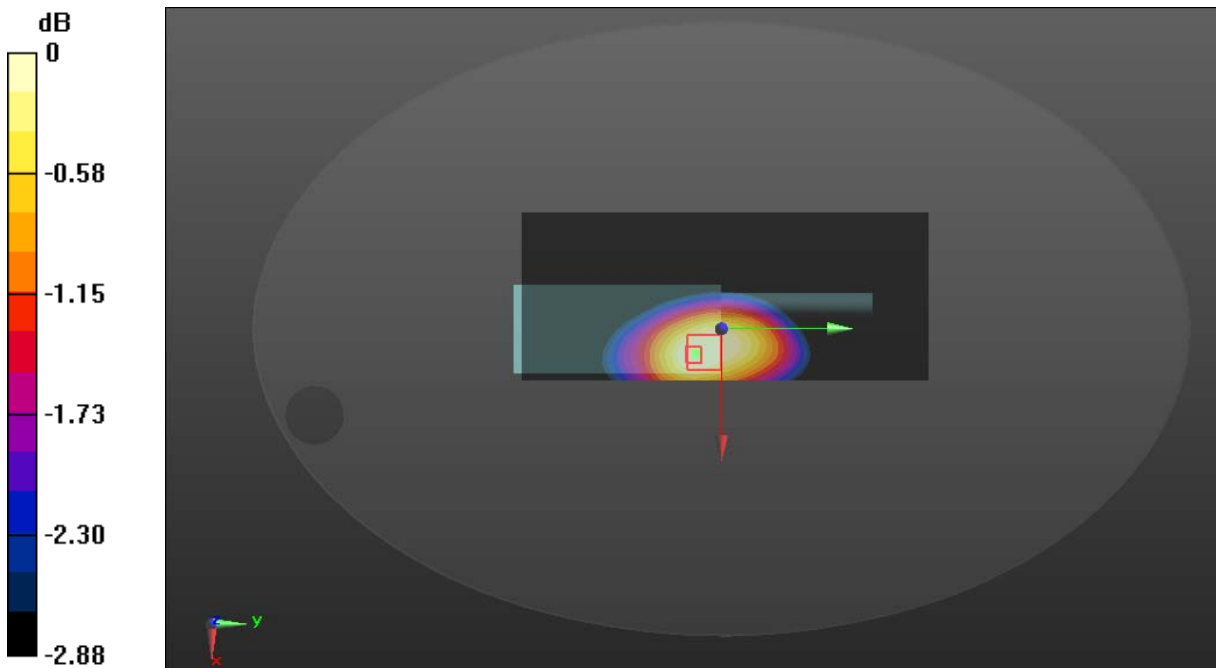
Zoom Scan (5x5x4)/Cube 0: Measurement grid: dx=8mm, dy=8mm, dz=5mm

Reference Value = 57.66 V/m; Power Drift = -0.15 dB

Peak SAR (extrapolated) = 3.56 W/kg

SAR(1 g) = 2.9 W/kg; SAR(10 g) = 2.3 W/kg

Maximum value of SAR (measured) = 3.03 W/kg



0 dB = 3.03 W/kg = 4.81 dBW/kg

Test Plot 23#:399.9875MHz_ Body Back_ 12.5KHz**DUT: Digital Portable Radio; Type: HP782 Uv; Serial: DG2210727-31354E-SA-S1**

Communication System: FM; Frequency: 399.988 MHz; Duty Cycle: 1:1

Medium parameters used: $f = 399.988 \text{ MHz}$; $\sigma = 0.863 \text{ S/m}$; $\epsilon_r = 43.970$; $\rho = 1000 \text{ kg/m}^3$

Phantom section: Flat Section

DASY5 Configuration:

- Probe: ES3DV2 - SN3019; ConvF(7.02, 7.02, 7.02) @ 399.988 MHz; Calibrated: 2020/11/16
- Sensor-Surface: 4mm (Mechanical Surface Detection)
- Electronics: DAE4 Sn772; Calibrated: 2020/11/23
- Phantom: ELI v8.0; Type: QDOVA004AA; Serial: 2051
- Measurement SW: DASY52, Version 52.10 (2); SEMCAD X Version 14.6.12 (7470)

Area Scan (71x171x1): Interpolated grid: $dx=1.500 \text{ mm}$, $dy=1.500 \text{ mm}$

Maximum value of SAR (interpolated) = 2.23 W/kg

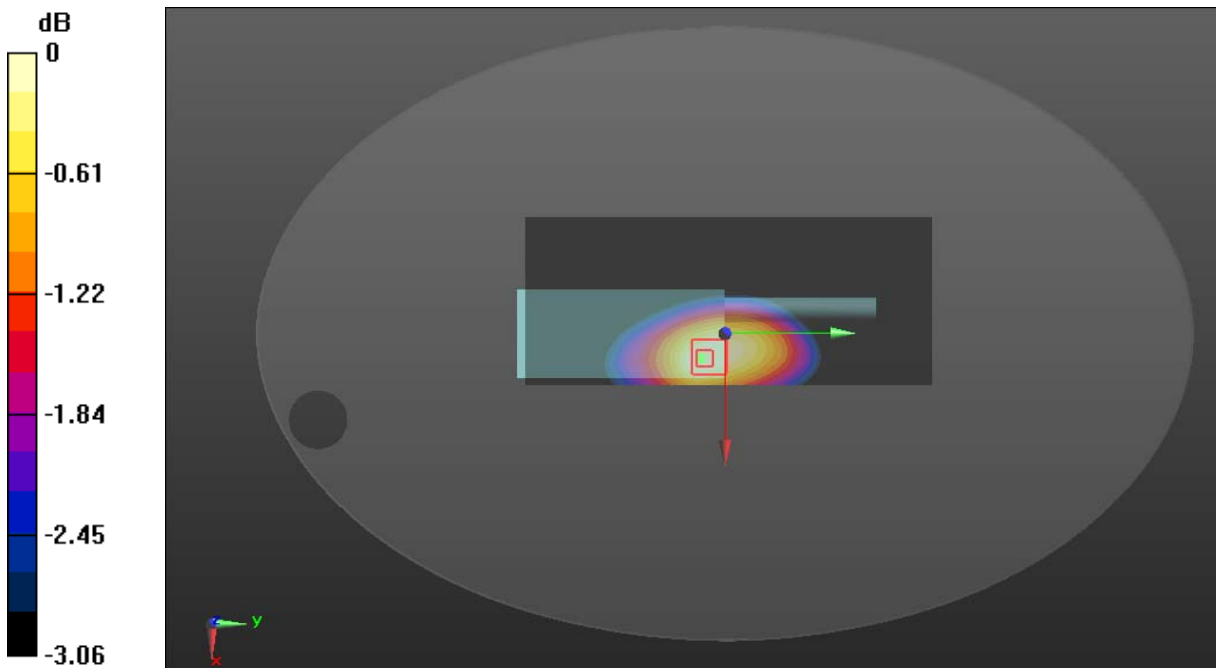
Zoom Scan (5x5x4)/Cube 0: Measurement grid: $dx=8\text{mm}$, $dy=8\text{mm}$, $dz=5\text{mm}$

Reference Value = 48.25 V/m; Power Drift = -0.00 dB

Peak SAR (extrapolated) = 2.56 W/kg

SAR(1 g) = 2.1 W/kg; SAR(10 g) = 1.65 W/kg

Maximum value of SAR (measured) = 2.19 W/kg



0 dB = 2.19 W/kg = 3.40 dBW/kg

Test Plot 24#:400.0125MHz_ Body Back_ 12.5KHz**DUT: Digital Portable Radio; Type: HP782 Uv; Serial: DG2210727-31354E-SA-S1**

Communication System: FM; Frequency: 400.012 MHz; Duty Cycle: 1:1

Medium parameters used: $f = 400.012$ MHz; $\sigma = 0.874$ S/m; $\epsilon_r = 45.548$; $\rho = 1000$ kg/m³

Phantom section: Flat Section

DASY5 Configuration:

- Probe: ES3DV2 - SN3019; ConvF(7.02, 7.02, 7.02) @ 400.012 MHz; Calibrated: 2020/11/16
- Sensor-Surface: 4mm (Mechanical Surface Detection)
- Electronics: DAE4 Sn772; Calibrated: 2020/11/23
- Phantom: ELI v8.0; Type: QDOVA004AA; Serial: 2051
- Measurement SW: DASY52, Version 52.10 (2); SEMCAD X Version 14.6.12 (7470)

Area Scan (71x181x1): Interpolated grid: dx=1.500 mm, dy=1.500 mm

Maximum value of SAR (interpolated) = 8.66 W/kg

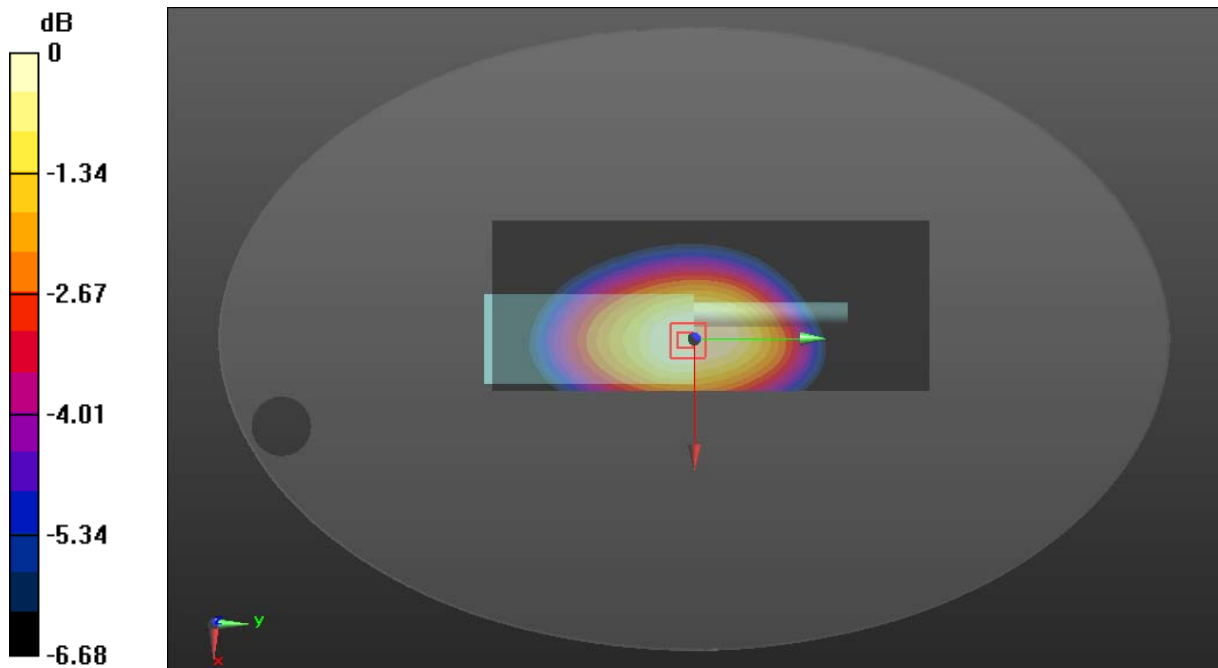
Zoom Scan (5x5x4)/Cube 0: Measurement grid: dx=8mm, dy=8mm, dz=5mm

Reference Value = 99.96 V/m; Power Drift = -0.17 dB

Peak SAR (extrapolated) = 9.90 W/kg

SAR(1 g) = 7.87 W/kg; SAR(10 g) = 6.1 W/kg

Maximum value of SAR (measured) = 8.22 W/kg



0 dB = 8.22 W/kg = 9.15 dBW/kg

Test Plot 25#:417.5125MHz_ Body Back_ 12.5KHz**DUT: Digital Portable Radio; Type: HP782 Uv; Serial: DG2210727-31354E-SA-S1**

Communication System: FM; Frequency: 417.512 MHz; Duty Cycle: 1:1

Medium parameters used: $f = 417.512$ MHz; $\sigma = 0.871$ S/m; $\epsilon_r = 43.186$; $\rho = 1000$ kg/m³

Phantom section: Flat Section

DASY5 Configuration:

- Probe: ES3DV2 - SN3019; ConvF(7.02, 7.02, 7.02) @ 417.512 MHz; Calibrated: 2020/11/16
- Sensor-Surface: 4mm (Mechanical Surface Detection)
- Electronics: DAE4 Sn772; Calibrated: 2020/11/23
- Phantom: ELI v8.0; Type: QDOVA004AA; Serial: 2051
- Measurement SW: DASY52, Version 52.10 (2); SEMCAD X Version 14.6.12 (7470)

Area Scan (71x181x1): Interpolated grid: dx=1.500 mm, dy=1.500 mm

Maximum value of SAR (interpolated) = 9.03 W/kg

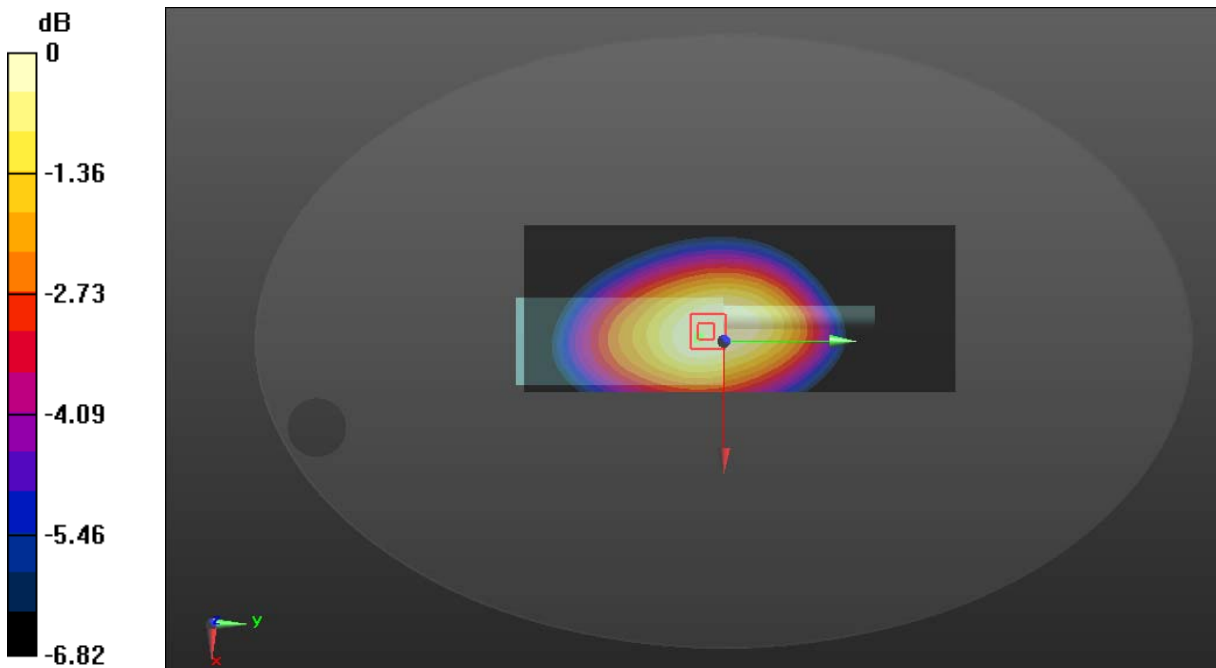
Zoom Scan (5x5x4)/Cube 0: Measurement grid: dx=8mm, dy=8mm, dz=5mm

Reference Value = 98.55 V/m; Power Drift = -0.11 dB

Peak SAR (extrapolated) = 10.4 W/kg

SAR(1 g) = 8.2 W/kg; SAR(10 g) = 6.36 W/kg

Maximum value of SAR (measured) = 8.57 W/kg



0 dB = 8.57 W/kg = 9.33 dBW/kg

Test Plot26#:435MHz_ Body Back_ 12.5KHz

DUT: Digital Portable Radio; Type: HP782 Uv; Serial: DG2210727-31354E-SA-S1

Communication System: FM; Frequency: 435 MHz; Duty Cycle: 1:1

Medium parameters used: $f = 435 \text{ MHz}$; $\sigma = 0.874 \text{ S/m}$; $\epsilon_r = 42.834$; $\rho = 1000 \text{ kg/m}^3$

Phantom section: Flat Section

DASY5 Configuration:

- Probe: ES3DV2 - SN3019; ConvF(7.02, 7.02, 7.02) @ 435 MHz; Calibrated: 2020/11/16
- Sensor-Surface: 4mm (Mechanical Surface Detection)
- Electronics: DAE4 Sn772; Calibrated: 2020/11/23
- Phantom: ELI v8.0; Type: QDOVA004AA; Serial: 2051
- Measurement SW: DASY52, Version 52.10 (2); SEMCAD X Version 14.6.12 (7470)

Area Scan (71x181x1): Interpolated grid: $dx=1.500 \text{ mm}$, $dy=1.500 \text{ mm}$

Maximum value of SAR (interpolated) = 10.3 W/kg

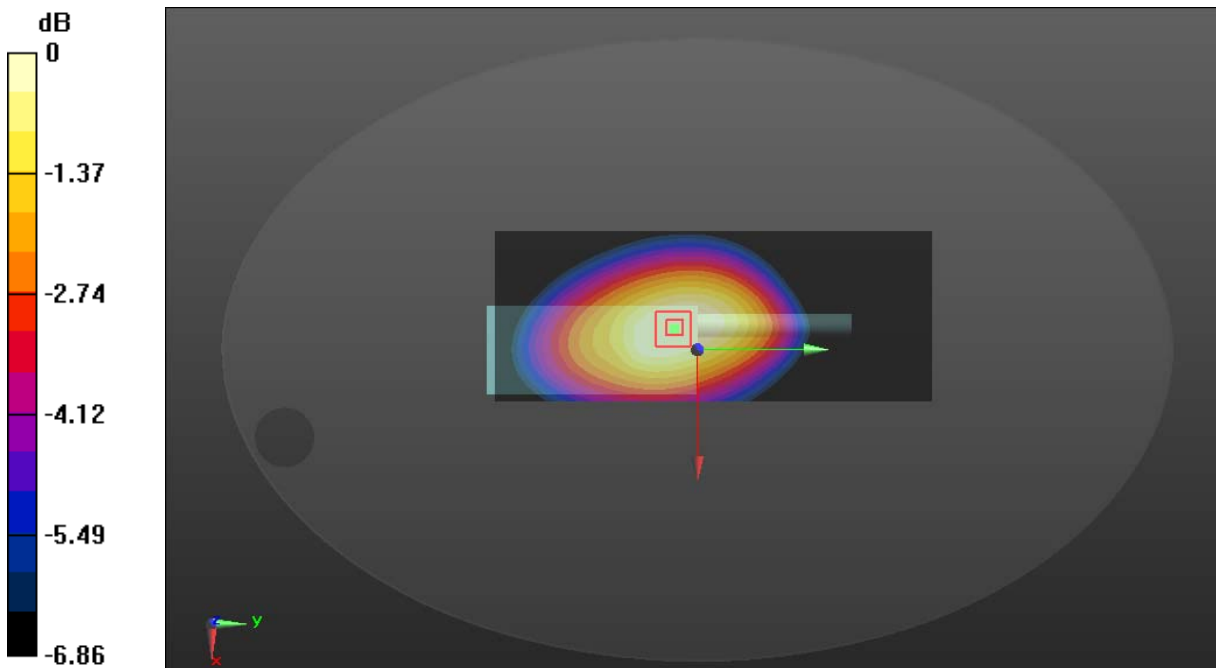
Zoom Scan (5x5x4)/Cube 0: Measurement grid: $dx=8\text{mm}$, $dy=8\text{mm}$, $dz=5\text{mm}$

Reference Value = 101.1 V/m ; Power Drift = -0.12 dB

Peak SAR (extrapolated) = 12.0 W/kg

SAR(1 g) = 9.49 W/kg ; SAR(10 g) = 7.34 W/kg

Maximum value of SAR (measured) = 9.92 W/kg



0 dB = $9.92 \text{ W/kg} = 9.97 \text{ dBW/kg}$

Test Plot27#:452.4875MHz_ Body Back_12.5KHz

DUT: Digital Portable Radio; Type: HP782 Uv; Serial: DG2210727-31354E-SA-S1

Communication System: FM; Frequency: 452.488 MHz;Duty Cycle: 1:1

Medium parameters used: $f = 452.488$ MHz; $\sigma = 0.888$ S/m; $\epsilon_r = 42.123$; $\rho = 1000$ kg/m³

Phantom section: Flat Section

DASY5 Configuration:

- Probe: ES3DV2 - SN3019; ConvF(7.02, 7.02, 7.02) @ 452.488 MHz; Calibrated: 2020/11/16
- Sensor-Surface: 4mm (Mechanical Surface Detection)
- Electronics: DAE4 Sn772; Calibrated: 2020/11/23
- Phantom: ELI v8.0; Type: QDOVA004AA; Serial: 2051
- Measurement SW: DASY52, Version 52.10 (2); SEMCAD X Version 14.6.12 (7470)

Area Scan (71x181x1): Interpolated grid: dx=1.500 mm, dy=1.500 mm

Maximum value of SAR (interpolated) = 10.2 W/kg

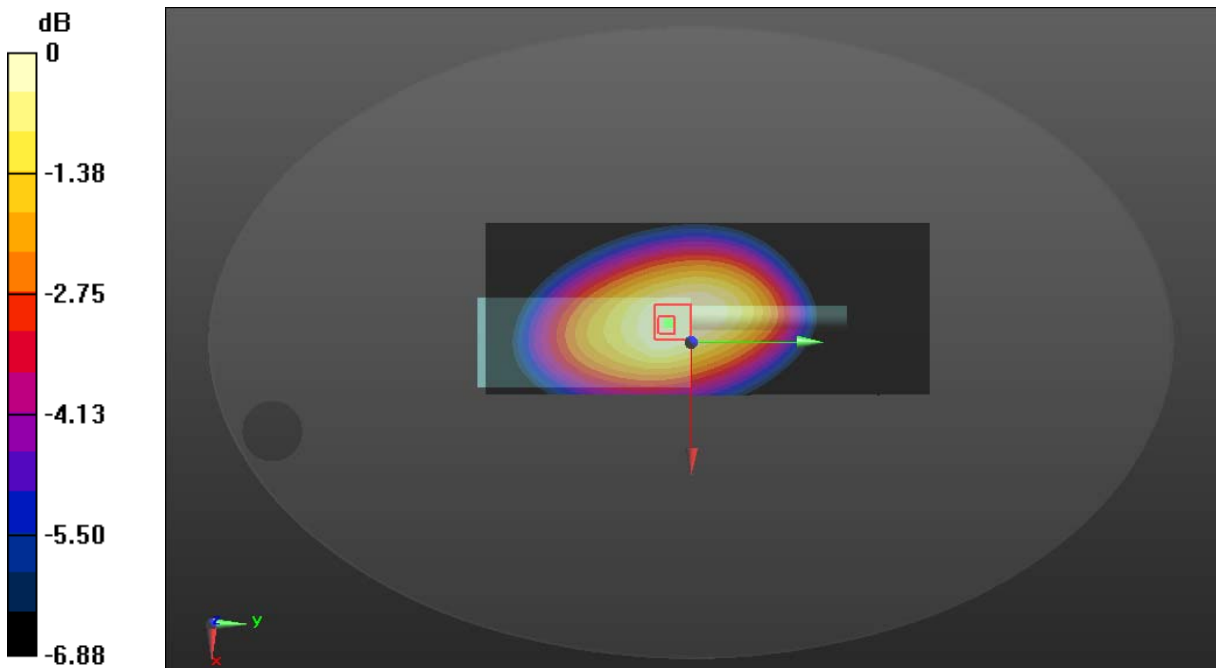
Zoom Scan (5x5x4)/Cube 0: Measurement grid: dx=8mm, dy=8mm, dz=5mm

Reference Value = 98.87 V/m; Power Drift = -0.17 dB

Peak SAR (extrapolated) = 11.9 W/kg

SAR(1 g) = 9.28 W/kg; SAR(10 g) = 7.13 W/kg

Maximum value of SAR (measured) = 9.73 W/kg



0 dB = 9.73 W/kg = 9.88 dBW/kg

Test Plot 28#:469.9875MHz_ Body Back_ 12.5KHz

DUT: Digital Portable Radio; Type: HP782 Uv; Serial: DG2210727-31354E-SA-S1

Communication System: FM; Frequency: 435 MHz;Duty Cycle: 1:1

Medium parameters used: $f = 469.988$ MHz; $\sigma = 0.895$ S/m; $\epsilon_r = 44.79$; $\rho = 1000$ kg/m³

Phantom section: Flat Section

DASY5 Configuration:

- Probe: ES3DV2 - SN3019; ConvF(7.02, 7.02, 7.02) @ 435 MHz; Calibrated: 2020/11/16
- Sensor-Surface: 4mm (Mechanical Surface Detection)
- Electronics: DAE4 Sn772; Calibrated: 2020/11/23
- Phantom: ELI v8.0; Type: QDOVA004AA; Serial: 2051
- Measurement SW: DASY52, Version 52.10 (2); SEMCAD X Version 14.6.12 (7470)

Area Scan (81x181x1): Interpolated grid: dx=1.500 mm, dy=1.500 mm

Maximum value of SAR (interpolated) = 6.20 W/kg

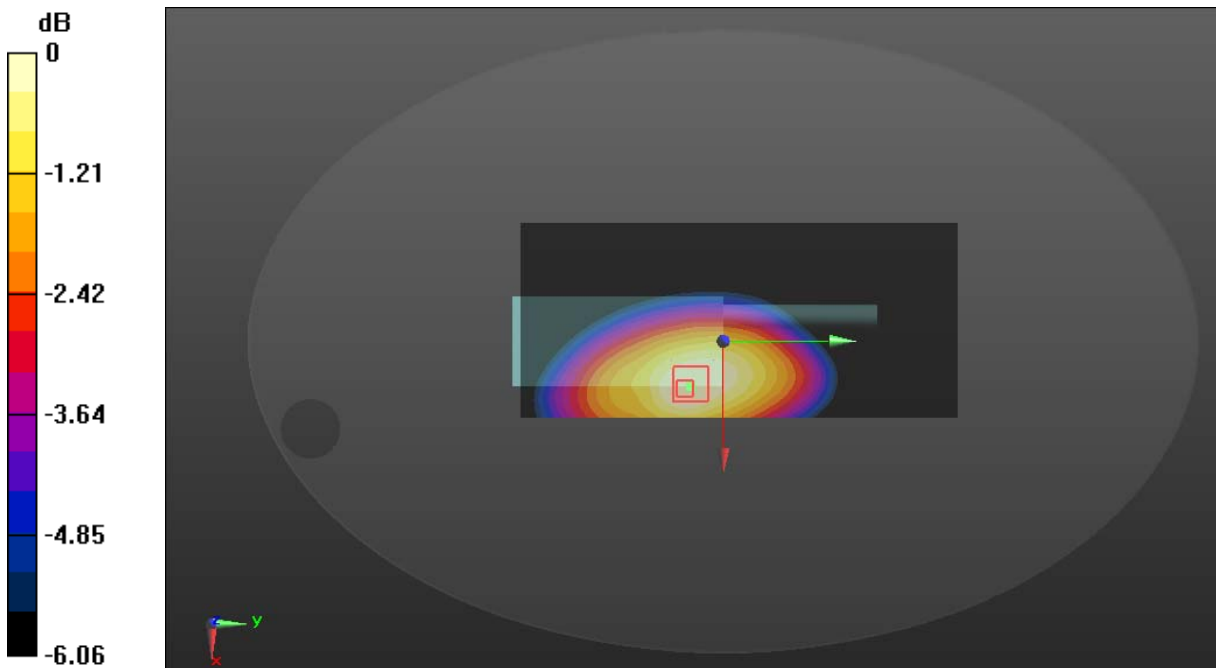
Zoom Scan (5x5x4)/Cube 0: Measurement grid: dx=8mm, dy=8mm, dz=5mm

Reference Value = 69.37 V/m; Power Drift = -0.13 dB

Peak SAR (extrapolated) = 6.60 W/kg

SAR(1 g) = 5.59 W/kg; SAR(10 g) = 4.41 W/kg

Maximum value of SAR (measured) = 5.84 W/kg



0 dB = 5.84 W/kg = 7.66 dBW/kg

Test Plot 29#:350.0125MHz_ Body Back_ 25KHz**DUT: Digital Portable Radio; Type: HP782 Uv; Serial: DG2210727-31354E-SA-S1**

Communication System: FM; Frequency: 350.012 MHz; Duty Cycle: 1:1

Medium parameters used: $f = 350.012$ MHz; $\sigma = 0.835$ S/m; $\epsilon_r = 45.844$; $\rho = 1000$ kg/m³

Phantom section: Flat Section

DASY5 Configuration:

- Probe: ES3DV2 - SN3019; ConvF(7.02, 7.02, 7.02) @ 350.012 MHz; Calibrated: 2020/11/16
- Sensor-Surface: 4mm (Mechanical Surface Detection)
- Electronics: DAE4 Sn772; Calibrated: 2020/11/23
- Phantom: ELI v8.0; Type: QDOVA004AA; Serial: 2051
- Measurement SW: DASY52, Version 52.10 (2); SEMCAD X Version 14.6.12 (7470)

Area Scan (71x171x1): Interpolated grid: dx=1.500 mm, dy=1.500 mm

Maximum value of SAR (interpolated) = 7.88 W/kg

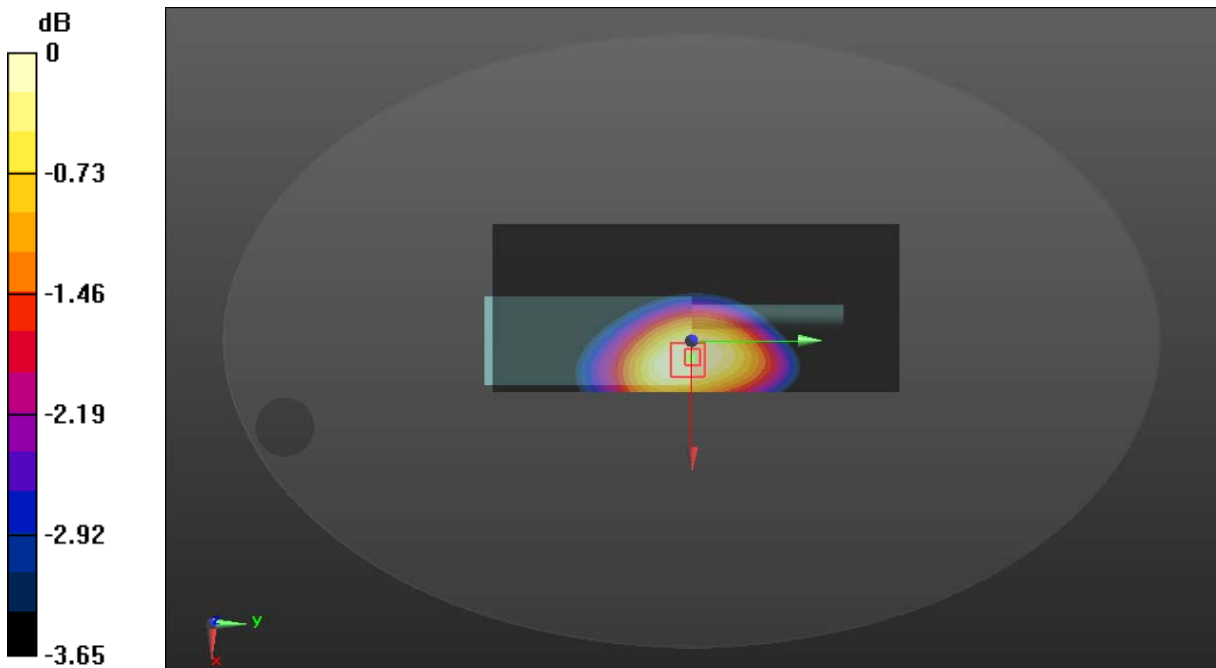
Zoom Scan (5x5x4)/Cube 0: Measurement grid: dx=8mm, dy=8mm, dz=5mm

Reference Value = 92.90 V/m; Power Drift = -0.08 dB

Peak SAR (extrapolated) = 9.20 W/kg

SAR(1 g) = 7.47 W/kg; SAR(10 g) = 5.92 W/kg

Maximum value of SAR (measured) = 7.81 W/kg



0 dB = 7.81 W/kg = 8.93 dBW/kg

Test Plot 30#:362.5125MHz_ Body Back_ 25KHz**DUT: Digital Portable Radio; Type: HP782 Uv; Serial: DG2210727-31354E-SA-S1**

Communication System: FM; Frequency: 362.512 MHz; Duty Cycle: 1:1

Medium parameters used: $f = 362.512 \text{ MHz}$; $\sigma = 0.843 \text{ S/m}$; $\epsilon_r = 45.418$; $\rho = 1000 \text{ kg/m}^3$

Phantom section: Flat Section

DASY5 Configuration:

- Probe: ES3DV2 - SN3019; ConvF(7.02, 7.02, 7.02) @ 362.512 MHz; Calibrated: 2020/11/16
- Sensor-Surface: 4mm (Mechanical Surface Detection)
- Electronics: DAE4 Sn772; Calibrated: 2020/11/23
- Phantom: ELI v8.0; Type: QDOVA004AA; Serial: 2051
- Measurement SW: DASY52, Version 52.10 (2); SEMCAD X Version 14.6.12 (7470)

Area Scan (71x171x1): Interpolated grid: $dx=1.500 \text{ mm}$, $dy=1.500 \text{ mm}$

Maximum value of SAR (interpolated) = 9.38 W/kg

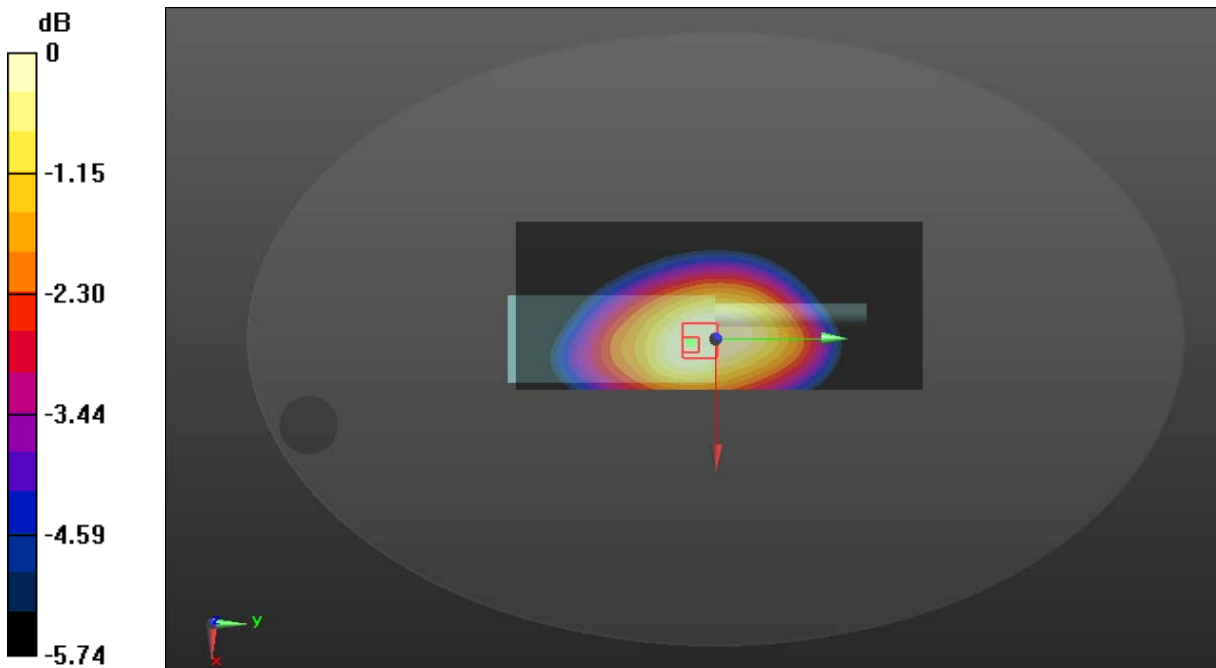
Zoom Scan (5x5x4)/Cube 0: Measurement grid: $dx=8\text{mm}$, $dy=8\text{mm}$, $dz=5\text{mm}$

Reference Value = 103.4 V/m; Power Drift = -0.12 dB

Peak SAR (extrapolated) = 10.5 W/kg

SAR(1 g) = 8.52 W/kg; SAR(10 g) = 6.79 W/kg

Maximum value of SAR (measured) = 8.89 W/kg



0 dB = 8.89 W/kg = 9.49 dBW/kg

Test Plot 31#:375.0125MHz_ Body Back_ 25KHz**DUT: Digital Portable Radio; Type: HP782 Uv; Serial: DG2210727-31354E-SA-S1**

Communication System: FM; Frequency: 375.012 MHz; Duty Cycle: 1:1

Medium parameters used: $f = 375.012$ MHz; $\sigma = 0.852$ S/m; $\epsilon_r = 44.803$; $\rho = 1000$ kg/m³

Phantom section: Flat Section

DASY5 Configuration:

- Probe: ES3DV2 - SN3019; ConvF(7.02, 7.02, 7.02) @ 375.012 MHz; Calibrated: 2020/11/16
- Sensor-Surface: 4mm (Mechanical Surface Detection)
- Electronics: DAE4 Sn772; Calibrated: 2020/11/23
- Phantom: ELI v8.0; Type: QDOVA004AA; Serial: 2051
- Measurement SW: DASY52, Version 52.10 (2); SEMCAD X Version 14.6.12 (7470)

Area Scan (71x171x1): Interpolated grid: dx=1.500 mm, dy=1.500 mm

Maximum value of SAR (interpolated) = 5.27 W/kg

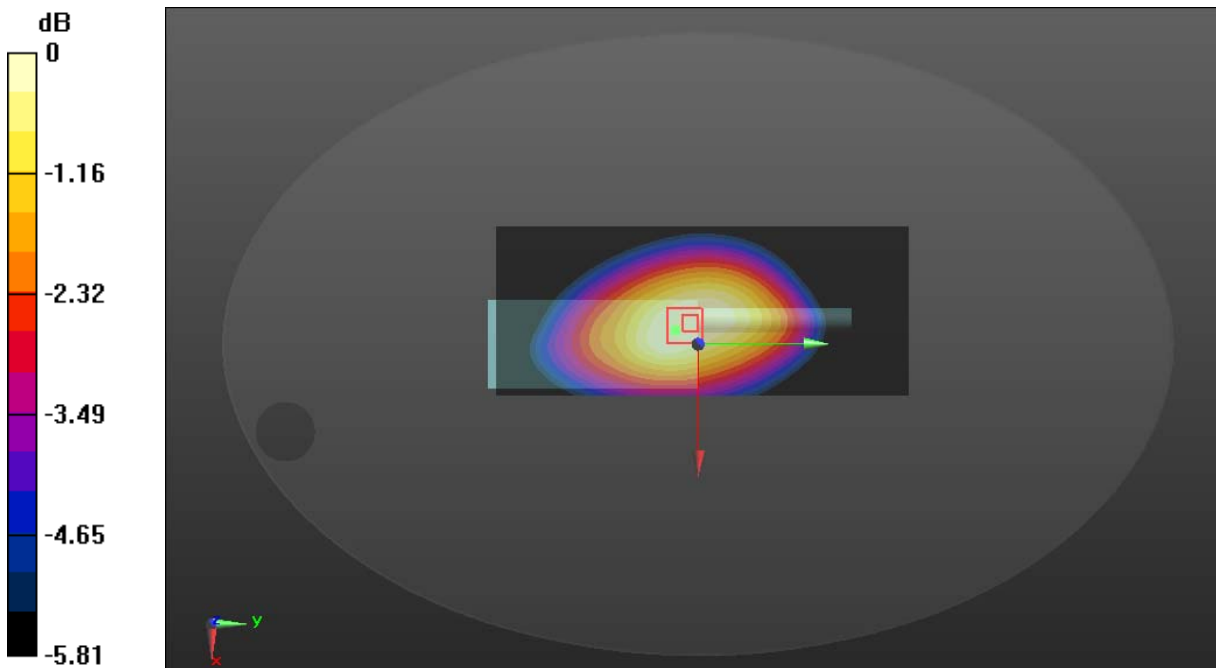
Zoom Scan (5x5x4)/Cube 0: Measurement grid: dx=8mm, dy=8mm, dz=5mm

Reference Value = 74.43 V/m; Power Drift = -0.20 dB

Peak SAR (extrapolated) = 6.03 W/kg

SAR(1 g) = 4.89 W/kg; SAR(10 g) = 3.88 W/kg

Maximum value of SAR (measured) = 5.10 W/kg



0 dB = 5.10 W/kg = 7.08 dBW/kg

Test Plot 32#:387.4875MHz_ Body Back_ 25KHz

DUT: Digital Portable Radio; Type: HP782 Uv; Serial: DG2210727-31354E-SA-S1

Communication System: FM; Frequency: 387.488 MHz; Duty Cycle: 1:1

Medium parameters used: $f = 387.488 \text{ MHz}$; $\sigma = 0.859 \text{ S/m}$; $\epsilon_r = 44.439$; $\rho = 1000 \text{ kg/m}^3$

Phantom section: Flat Section

DASY5 Configuration:

- Probe: ES3DV2 - SN3019; ConvF(7.02, 7.02, 7.02) @ 387.488 MHz; Calibrated: 2020/11/16
- Sensor-Surface: 4mm (Mechanical Surface Detection)
- Electronics: DAE4 Sn772; Calibrated: 2020/11/23
- Phantom: ELI v8.0; Type: QDOVA004AA; Serial: 2051
- Measurement SW: DASY52, Version 52.10 (2); SEMCAD X Version 14.6.12 (7470)

Area Scan (71x171x1): Interpolated grid: $dx=1.500 \text{ mm}$, $dy=1.500 \text{ mm}$

Maximum value of SAR (interpolated) = 3.08 W/kg

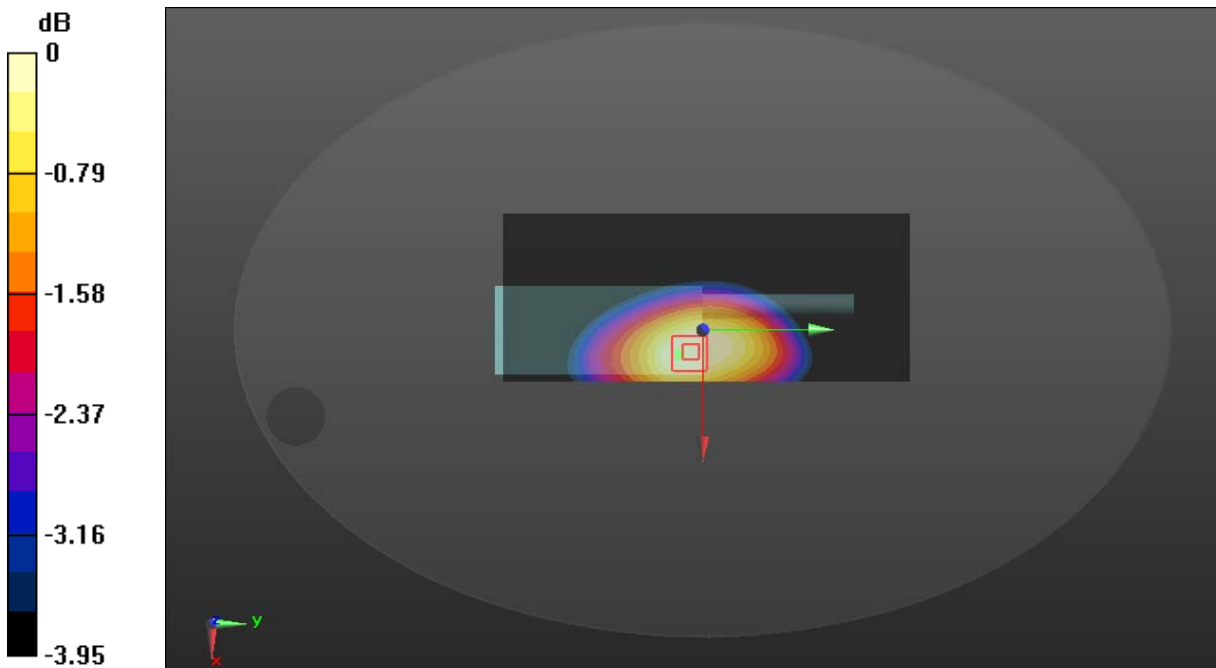
Zoom Scan (5x5x4)/Cube 0: Measurement grid: $dx=8\text{mm}$, $dy=8\text{mm}$, $dz=5\text{mm}$

Reference Value = 57.27 V/m; Power Drift = -0.11 dB

Peak SAR (extrapolated) = 3.49 W/kg

SAR(1 g) = 2.87 W/kg; SAR(10 g) = 2.27 W/kg

Maximum value of SAR (measured) = 3.00 W/kg



0 dB = 3.00 W/kg = 4.77 dBW/kg

Test Plot 33#:399.9875MHz_ Body Back_ 25KHz**DUT: Digital Portable Radio; Type: HP782 Uv; Serial: DG2210727-31354E-SA-S1**

Communication System: FM; Frequency: 399.988 MHz; Duty Cycle: 1:1

Medium parameters used: $f = 399.988 \text{ MHz}$; $\sigma = 0.863 \text{ S/m}$; $\epsilon_r = 43.970$; $\rho = 1000 \text{ kg/m}^3$

Phantom section: Flat Section

DASY5 Configuration:

- Probe: ES3DV2 - SN3019; ConvF(7.02, 7.02, 7.02) @ 399.988 MHz; Calibrated: 2020/11/16
- Sensor-Surface: 4mm (Mechanical Surface Detection)
- Electronics: DAE4 Sn772; Calibrated: 2020/11/23
- Phantom: ELI v8.0; Type: QDOVA004AA; Serial: 2051
- Measurement SW: DASY52, Version 52.10 (2); SEMCAD X Version 14.6.12 (7470)

Area Scan (71x171x1): Interpolated grid: $dx=1.500 \text{ mm}$, $dy=1.500 \text{ mm}$

Maximum value of SAR (interpolated) = 2.21 W/kg

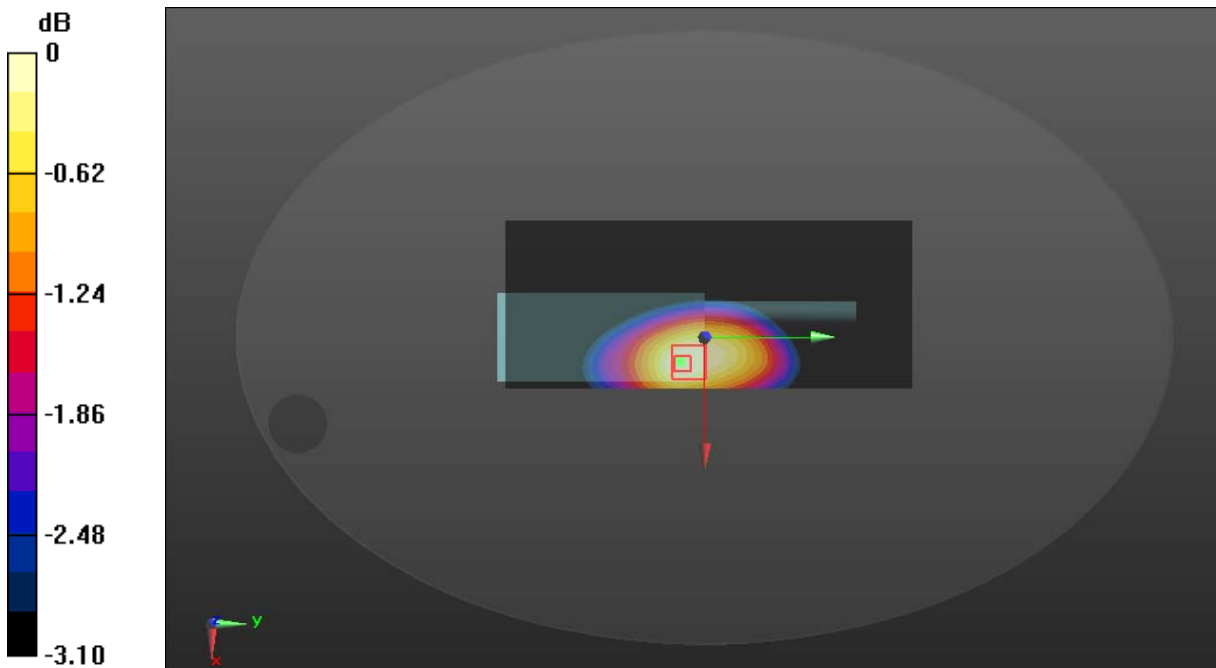
Zoom Scan (5x5x4)/Cube 0: Measurement grid: $dx=8\text{mm}$, $dy=8\text{mm}$, $dz=5\text{mm}$

Reference Value = 47.81 V/m; Power Drift = 0.01 dB

Peak SAR (extrapolated) = 2.54 W/kg

SAR(1 g) = 2.08 W/kg; SAR(10 g) = 1.64 W/kg

Maximum value of SAR (measured) = 2.18 W/kg



0 dB = 2.18 W/kg = 3.38 dBW/kg

Test Plot 34#:400.0125MHz_ Body Back_ 25KHz**DUT: Digital Portable Radio; Type: HP782 Uv; Serial: DG2210727-31354E-SA-S1**

Communication System: FM; Frequency: 400.012 MHz; Duty Cycle: 1:1

Medium parameters used: $f = 400.012$ MHz; $\sigma = 0.867$ S/m; $\epsilon_r = 43.622$; $\rho = 1000$ kg/m³

Phantom section: Flat Section

DASY5 Configuration:

- Probe: ES3DV2 - SN3019; ConvF(7.02, 7.02, 7.02) @ 400.012 MHz; Calibrated: 2020/11/16
- Sensor-Surface: 4mm (Mechanical Surface Detection)
- Electronics: DAE4 Sn772; Calibrated: 2020/11/23
- Phantom: ELI v8.0; Type: QDOVA004AA; Serial: 2051
- Measurement SW: DASY52, Version 52.10 (2); SEMCAD X Version 14.6.12 (7470)

Area Scan (71x181x1): Interpolated grid: dx=1.500 mm, dy=1.500 mm

Maximum value of SAR (interpolated) = 9.32 W/kg

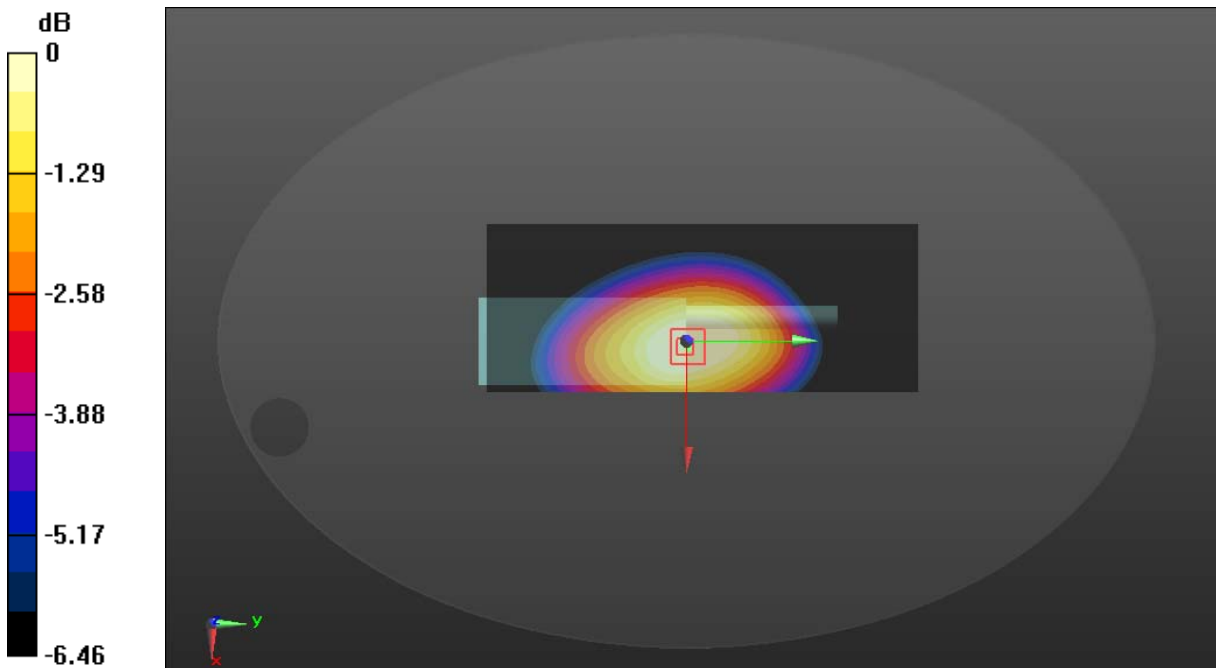
Zoom Scan (5x5x4)/Cube 0: Measurement grid: dx=8mm, dy=8mm, dz=5mm

Reference Value = 105.0 V/m; Power Drift = -0.17 dB

Peak SAR (extrapolated) = 10.4 W/kg

SAR(1 g) = 8.32 W/kg; SAR(10 g) = 6.48 W/kg

Maximum value of SAR (measured) = 8.70 W/kg



0 dB = 8.70 W/kg = 9.40 dBW/kg

Test Plot 35#:417.5125MHz_ Body Back_ 25KHz**DUT: Digital Portable Radio; Type: HP782 Uv; Serial: DG2210727-31354E-SA-S1**

Communication System: FM; Frequency: 417.512 MHz; Duty Cycle: 1:1

Medium parameters used: $f = 417.512 \text{ MHz}$; $\sigma = 0.871 \text{ S/m}$; $\epsilon_r = 43.186$; $\rho = 1000 \text{ kg/m}^3$

Phantom section: Flat Section

DASY5 Configuration:

- Probe: ES3DV2 - SN3019; ConvF(7.02, 7.02, 7.02) @ 417.512 MHz; Calibrated: 2020/11/16
- Sensor-Surface: 4mm (Mechanical Surface Detection)
- Electronics: DAE4 Sn772; Calibrated: 2020/11/23
- Phantom: ELI v8.0; Type: QDOVA004AA; Serial: 2051
- Measurement SW: DASY52, Version 52.10 (2); SEMCAD X Version 14.6.12 (7470)

Area Scan (71x171x1): Interpolated grid: $dx=1.500 \text{ mm}$, $dy=1.500 \text{ mm}$

Maximum value of SAR (interpolated) = 8.66 W/kg

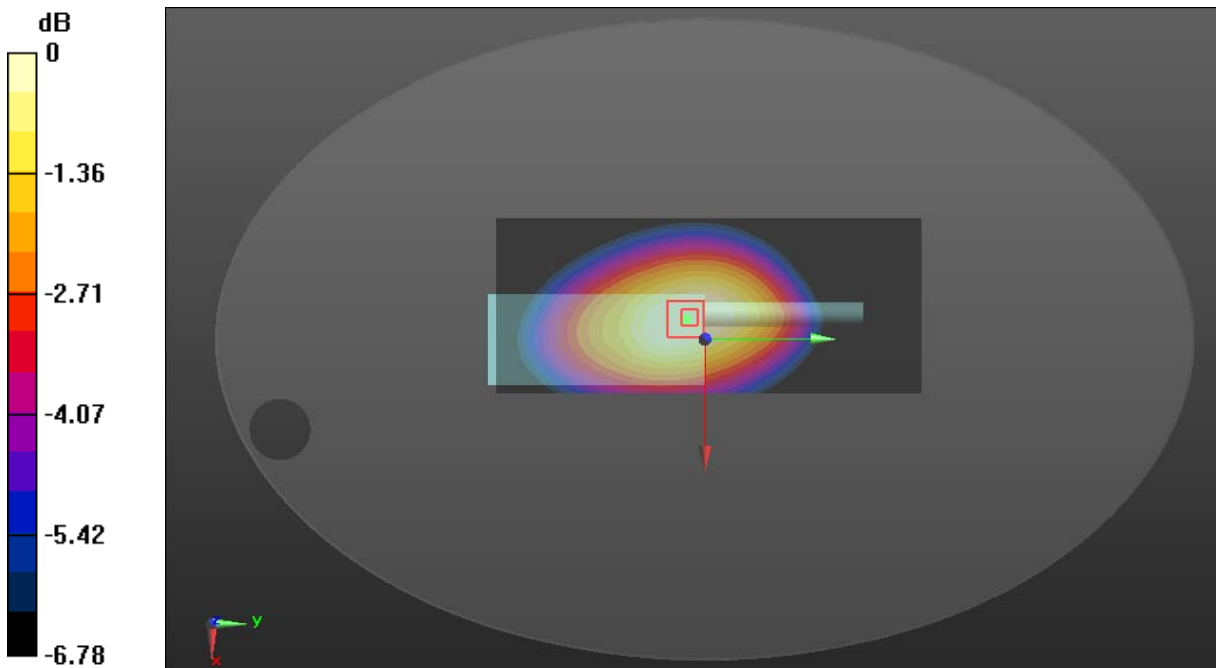
Zoom Scan (5x5x4)/Cube 0: Measurement grid: $dx=8\text{mm}$, $dy=8\text{mm}$, $dz=5\text{mm}$

Reference Value = 92.71 V/m; Power Drift = -0.10 dB

Peak SAR (extrapolated) = 10.1 W/kg

SAR(1 g) = 8 W/kg; SAR(10 g) = 6.18 W/kg

Maximum value of SAR (measured) = 8.37 W/kg



0 dB = 8.37 W/kg = 9.23 dBW/kg

Test Plot 36#:435MHz_ Body Back_25KHz**DUT: Digital Portable Radio; Type: HP782 Uv; Serial: DG2210727-31354E-SA-S1**

Communication System: FM; Frequency: 435 MHz; Duty Cycle: 1:1

Medium parameters used: $f = 435 \text{ MHz}$; $\sigma = 0.874 \text{ S/m}$; $\epsilon_r = 42.834$; $\rho = 1000 \text{ kg/m}^3$

Phantom section: Flat Section

DASY5 Configuration:

- Probe: ES3DV2 - SN3019; ConvF(7.02, 7.02, 7.02) @ 435 MHz; Calibrated: 2020/11/16
- Sensor-Surface: 4mm (Mechanical Surface Detection)
- Electronics: DAE4 Sn772; Calibrated: 2020/11/23
- Phantom: ELI v8.0; Type: QDOVA004AA; Serial: 2051
- Measurement SW: DASY52, Version 52.10 (2); SEMCAD X Version 14.6.12 (7470)

Area Scan (71x181x1): Interpolated grid: $dx=1.500 \text{ mm}$, $dy=1.500 \text{ mm}$

Maximum value of SAR (interpolated) = 10.1 W/kg

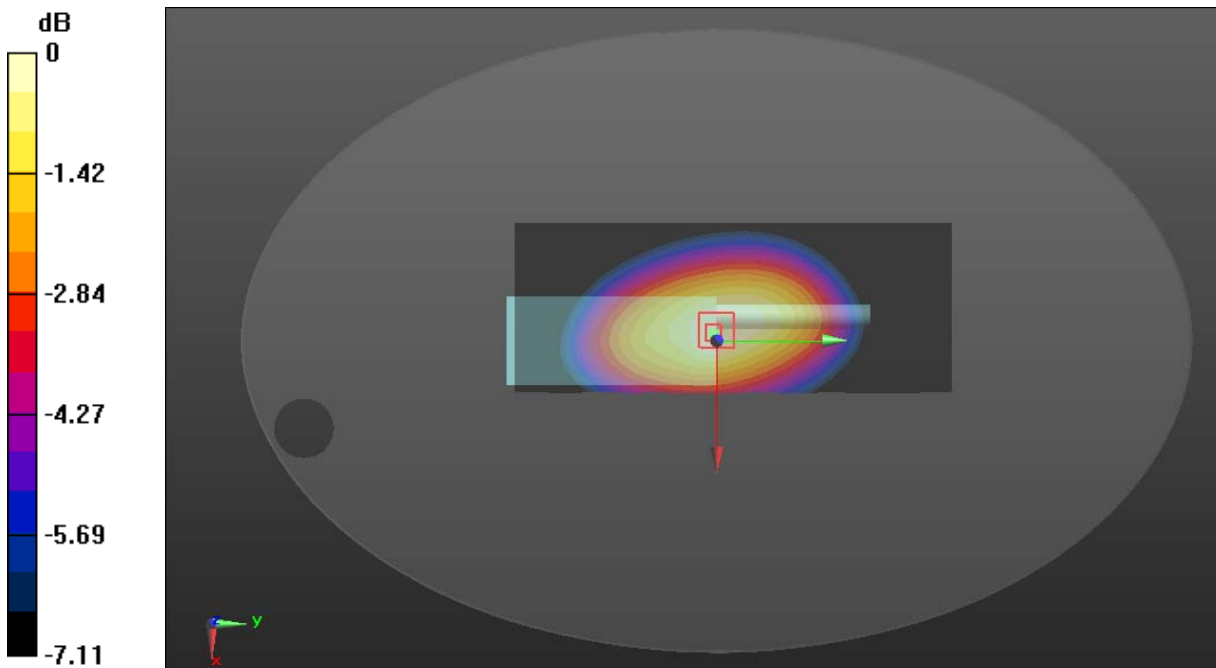
Zoom Scan (5x5x4)/Cube 0: Measurement grid: $dx=8\text{mm}$, $dy=8\text{mm}$, $dz=5\text{mm}$

Reference Value = 106.3 V/m; Power Drift = -0.18 dB

Peak SAR (extrapolated) = 11.9 W/kg

SAR(1 g) = 9.13 W/kg; SAR(10 g) = 6.92 W/kg

Maximum value of SAR (measured) = 9.68 W/kg



0 dB = 9.68 W/kg = 9.86 dBW/kg

Test Plot 37#:452.4875MHz_ Body Back_ 25KHz

DUT: Digital Portable Radio; Type: HP782 Uv; Serial: DG2210727-31354E-SA-S1

Communication System: FM; Frequency: 452.488 MHz; Duty Cycle: 1:1

Medium parameters used: $f = 452.488$ MHz; $\sigma = 0.888$ S/m; $\epsilon_r = 42.123$; $\rho = 1000$ kg/m³

Phantom section: Flat Section

DASY5 Configuration:

- Probe: ES3DV2 - SN3019; ConvF(7.02, 7.02, 7.02) @ 452.488 MHz; Calibrated: 2020/11/16
- Sensor-Surface: 4mm (Mechanical Surface Detection)
- Electronics: DAE4 Sn772; Calibrated: 2020/11/23
- Phantom: ELI v8.0; Type: QDOVA004AA; Serial: 2051
- Measurement SW: DASY52, Version 52.10 (2); SEMCAD X Version 14.6.12 (7470)

Area Scan (71x181x1): Interpolated grid: dx=1.500 mm, dy=1.500 mm

Maximum value of SAR (interpolated) = 9.79 W/kg

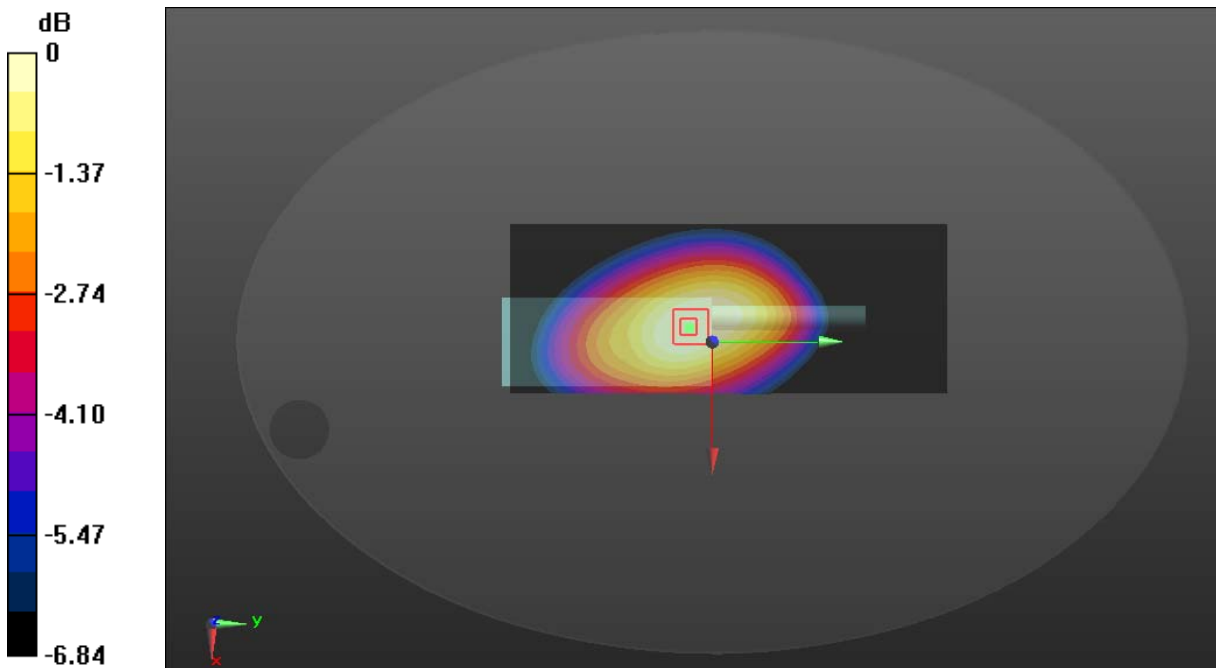
Zoom Scan (5x5x4)/Cube 0: Measurement grid: dx=8mm, dy=8mm, dz=5mm

Reference Value = 98.30 V/m; Power Drift = -0.17 dB

Peak SAR (extrapolated) = 11.5 W/kg

SAR(1 g) = 9.03 W/kg; SAR(10 g) = 6.99 W/kg

Maximum value of SAR (measured) = 9.44 W/kg



0 dB = 9.44 W/kg = 9.75 dBW/kg

Test Plot 38#:469.9875MHz_ Body Back_ 25KHz

DUT: Digital Portable Radio; Type: HP782 Uv; Serial: DG2210727-31354E-SA-S1

Communication System: FM; Frequency: 469.988 MHz; Duty Cycle: 1:1

Medium parameters used: $f = 469.988$ MHz; $\sigma = 0.895$ S/m; $\epsilon_r = 44.79$; $\rho = 1000$ kg/m³

Phantom section: Flat Section

DASY5 Configuration:

- Probe: ES3DV2 - SN3019; ConvF(7.02, 7.02, 7.02) @ 469.988 MHz; Calibrated: 2020/11/16
- Sensor-Surface: 4mm (Mechanical Surface Detection)
- Electronics: DAE4 Sn772; Calibrated: 2020/11/23
- Phantom: ELI v8.0; Type: QDOVA004AA; Serial: 2051
- Measurement SW: DASY52, Version 52.10 (2); SEMCAD X Version 14.6.12 (7470)

Area Scan (71x181x1): Interpolated grid: dx=1.500 mm, dy=1.500 mm

Maximum value of SAR (interpolated) = 5.46 W/kg

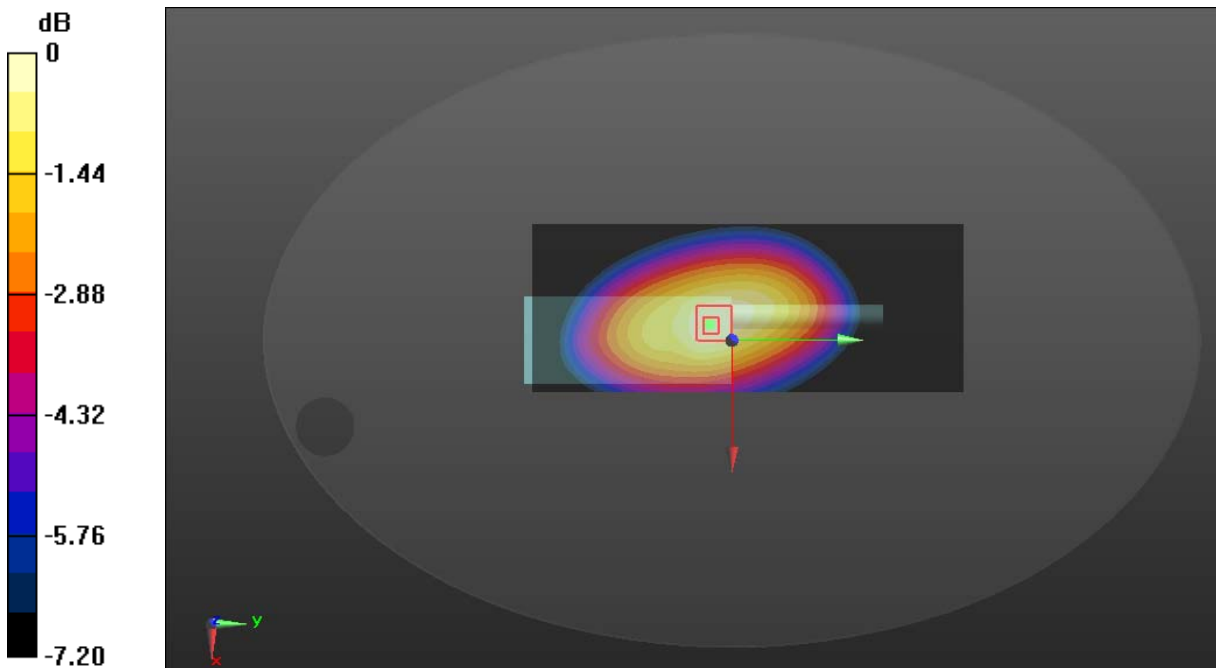
Zoom Scan (5x5x4)/Cube 0: Measurement grid: dx=8mm, dy=8mm, dz=5mm

Reference Value = 72.77 V/m; Power Drift = -0.14 dB

Peak SAR (extrapolated) = 6.76 W/kg

SAR(1 g) = 5.16 W/kg; SAR(10 g) = 3.9 W/kg

Maximum value of SAR (measured) = 5.47 W/kg



0 dB = 5.47 W/kg = 7.38 dBW/kg

Test Plot 39#:362.5125MHz_ Body Back_ 4FSK**DUT: Digital Portable Radio; Type: HP782 Uv; Serial: DG2210727-31354E-SA-S1**

Communication System: 4FSK; Frequency: 362.512 MHz; Duty Cycle: 1:2

Medium parameters used: $f = 362.512$ MHz; $\sigma = 0.843$ S/m; $\epsilon_r = 45.418$; $\rho = 1000$ kg/m³

Phantom section: Flat Section

DASY5 Configuration:

- Probe: ES3DV2 - SN3019; ConvF(7.02, 7.02, 7.02) @ 362.512 MHz; Calibrated: 2020/11/16
- Sensor-Surface: 4mm (Mechanical Surface Detection)
- Electronics: DAE4 Sn772; Calibrated: 2020/11/23
- Phantom: ELI v8.0; Type: QDOVA004AA; Serial: 2051
- Measurement SW: DASY52, Version 52.10 (2); SEMCAD X Version 14.6.12 (7470)

Area Scan (71x171x1): Interpolated grid: dx=1.500 mm, dy=1.500 mm

Maximum value of SAR (interpolated) = 4.79 W/kg

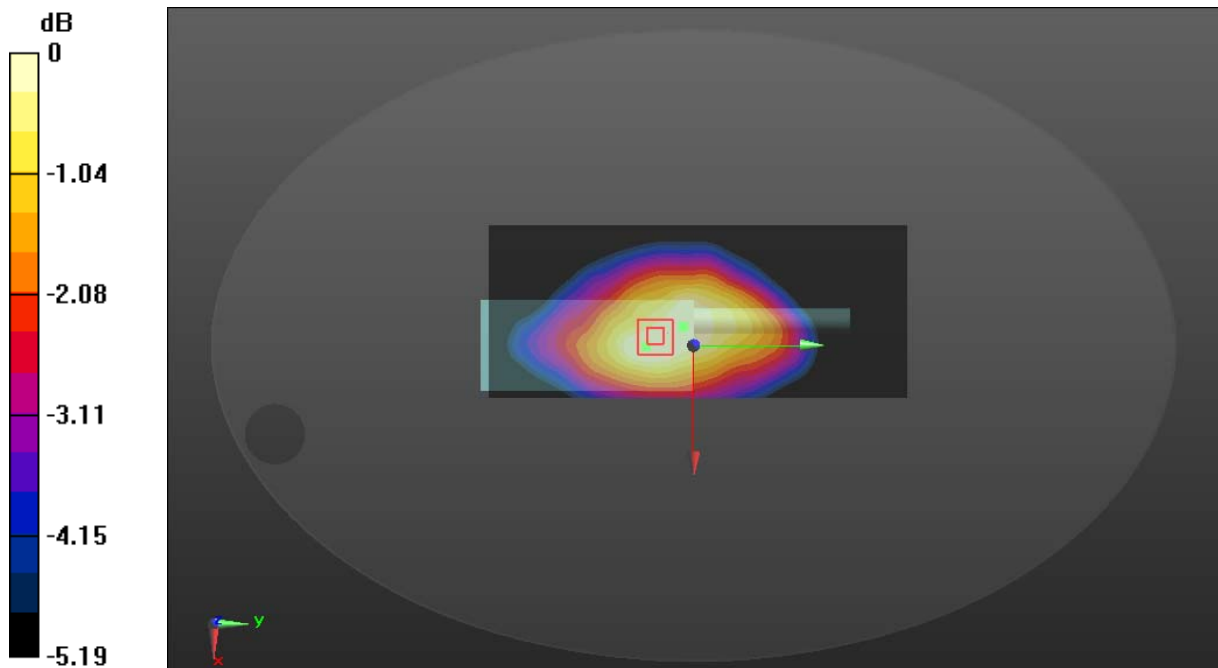
Zoom Scan (5x5x4)/Cube 0: Measurement grid: dx=8mm, dy=8mm, dz=5mm

Reference Value = 71.19 V/m; Power Drift = -0.14 dB

Peak SAR (extrapolated) = 5.44 W/kg

SAR(1 g) = 4.3 W/kg; SAR(10 g) = 3.55 W/kg

Maximum value of SAR (measured) = 4.55 W/kg



0 dB = 4.55 W/kg = 6.58 dBW/kg

Test Plot 40#:435MHz_ Body Back_ 4FSK**DUT: Digital Portable Radio; Type: HP782 Uv; Serial: DG2210727-31354E-SA-S1**

Communication System: 4FSK; Frequency: 435 MHz; Duty Cycle: 1:2

Medium parameters used: $f = 435 \text{ MHz}$; $\sigma = 0.874 \text{ S/m}$; $\epsilon_r = 42.834$; $\rho = 1000 \text{ kg/m}^3$

Phantom section: Flat Section

DASY5 Configuration:

- Probe: ES3DV2 - SN3019; ConvF(7.02, 7.02, 7.02) @ 435 MHz; Calibrated: 2020/11/16
- Sensor-Surface: 4mm (Mechanical Surface Detection)
- Electronics: DAE4 Sn772; Calibrated: 2020/11/23
- Phantom: ELI v8.0; Type: QDOVA004AA; Serial: 2051
- Measurement SW: DASY52, Version 52.10 (2); SEMCAD X Version 14.6.12 (7470)

Area Scan (71x181x1): Interpolated grid: $dx=1.500 \text{ mm}$, $dy=1.500 \text{ mm}$

Maximum value of SAR (interpolated) = 5.15 W/kg

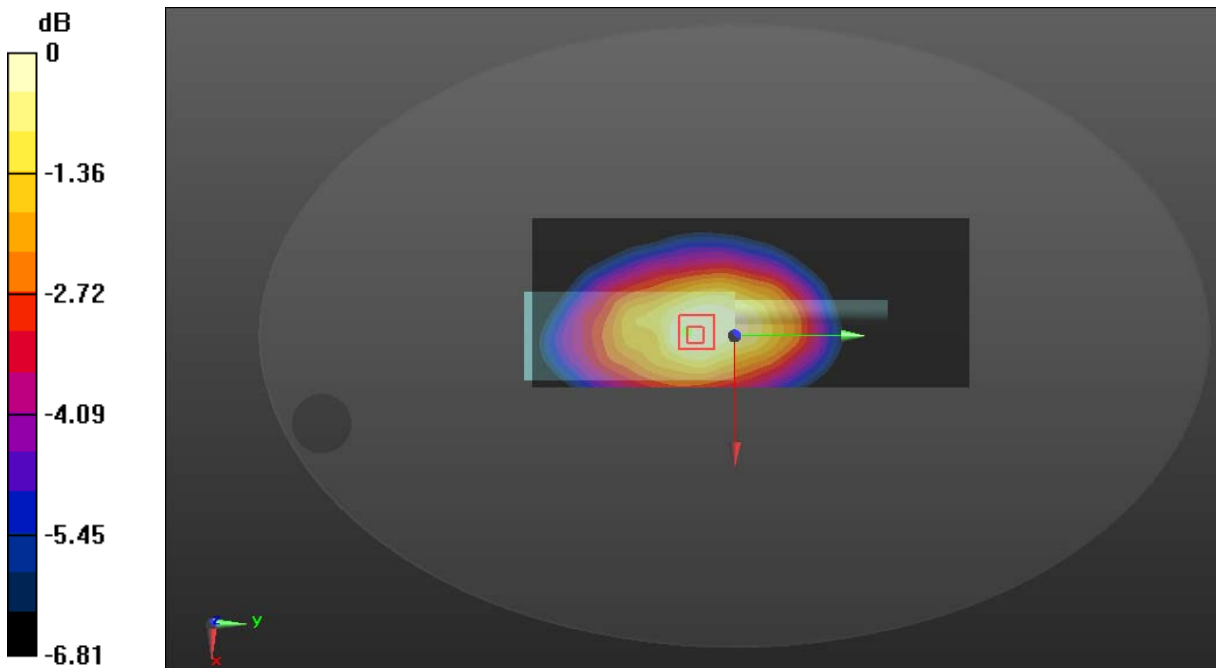
Zoom Scan (5x5x4)/Cube 0: Measurement grid: $dx=8\text{mm}$, $dy=8\text{mm}$, $dz=5\text{mm}$

Reference Value = 70.79 V/m; Power Drift = -0.10 dB

Peak SAR (extrapolated) = 6.39 W/kg

SAR(1 g) = 4.86 W/kg; SAR(10 g) = 3.65 W/kg

Maximum value of SAR (measured) = 5.02 W/kg



0 dB = 5.02 W/kg = 7.01 dBW/kg

Test Plot 41#: 350.0125MHz _Face Up_ 12.5kHz

DUT: Digital Portable Radio; Type: HP702 Uv; Serial: DG2210727-31354E-SA-S2

Communication System: FM; Frequency: 350.012 MHz; Duty Cycle: 1:1

Medium parameters used: $f = 350.012$ MHz; $\sigma = 0.841$ S/m; $\epsilon_r = 45.896$; $\rho = 1000$ kg/m³

Phantom section: Flat Section

DASY5 Configuration:

- Probe: ES3DV2 - SN3019; ConvF(7.02, 7.02, 7.02) @ 350.012 MHz; Calibrated: 2020/11/16
- Sensor-Surface: 4mm (Mechanical Surface Detection)
- Electronics: DAE4 Sn772; Calibrated: 2020/11/23
- Phantom: ELI v8.0; Type: QDOVA004AA; Serial: 2051
- Measurement SW: DASY52, Version 52.10 (2); SEMCAD X Version 14.6.12 (7470)

Area Scan (71x181x1): Interpolated grid: dx=1.500 mm, dy=1.500 mm

Maximum value of SAR (interpolated) = 4.44 W/kg

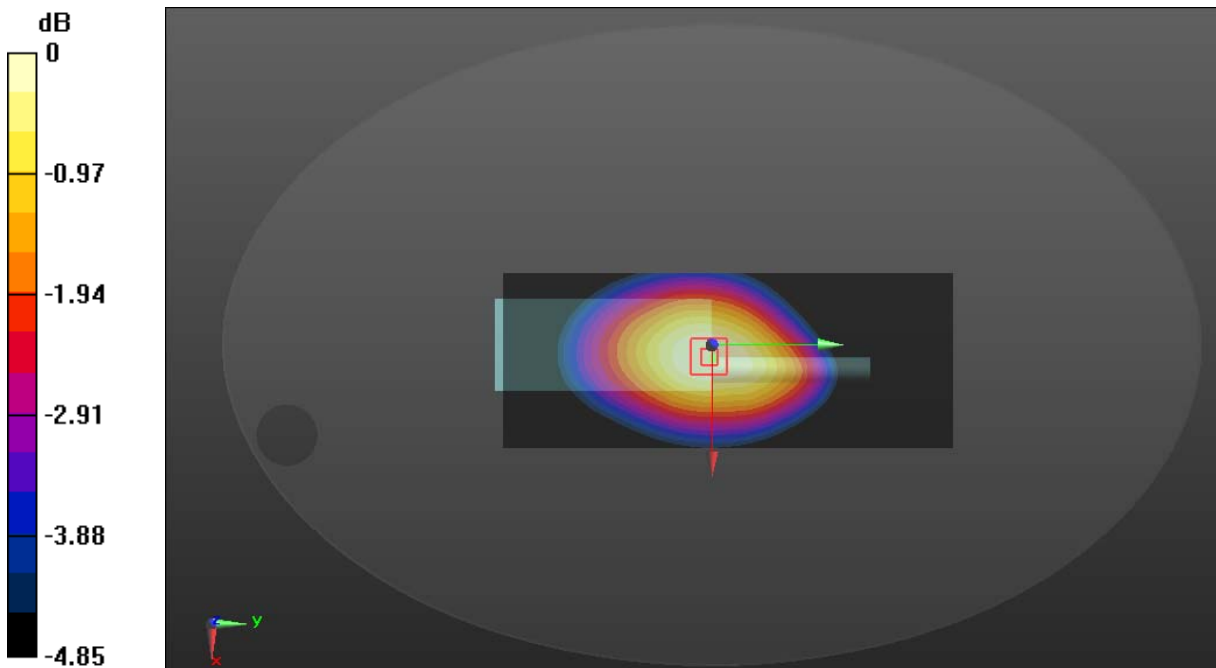
Zoom Scan (5x5x4)/Cube 0: Measurement grid: dx=8mm, dy=8mm, dz=5mm

Reference Value = 76.67 V/m; Power Drift = -0.18 dB

Peak SAR (extrapolated) = 4.79 W/kg

SAR(1 g) = 4.22 W/kg; SAR(10 g) = 3.49 W/kg

Maximum value of SAR (measured) = 4.38 W/kg



0 dB = 4.38 W/kg = 6.41 dBW/kg

Test Plot 42#: 362.5125MHz _Face Up_12.5kHz

DUT: Digital Portable Radio; Type: HP702 Uv; Serial: DG2210727-31354E-SA-S2

Communication System: FM; Frequency: 362.512 MHz; Duty Cycle: 1:1

Medium parameters used: $f = 362.512 \text{ MHz}$; $\sigma = 0.846 \text{ S/m}$; $\epsilon_r = 45.757$; $\rho = 1000 \text{ kg/m}^3$

Phantom section: Flat Section

DASY5 Configuration:

- Probe: ES3DV2 - SN3019; ConvF(7.02, 7.02, 7.02) @ 362.512 MHz; Calibrated: 2020/11/16
- Sensor-Surface: 4mm (Mechanical Surface Detection)
- Electronics: DAE4 Sn772; Calibrated: 2020/11/23
- Phantom: ELI v8.0; Type: QDOVA004AA; Serial: 2051
- Measurement SW: DASY52, Version 52.10 (2); SEMCAD X Version 14.6.12 (7470)

Area Scan (71x181x1): Interpolated grid: $dx=1.500 \text{ mm}$, $dy=1.500 \text{ mm}$

Maximum value of SAR (interpolated) = 8.30 W/kg

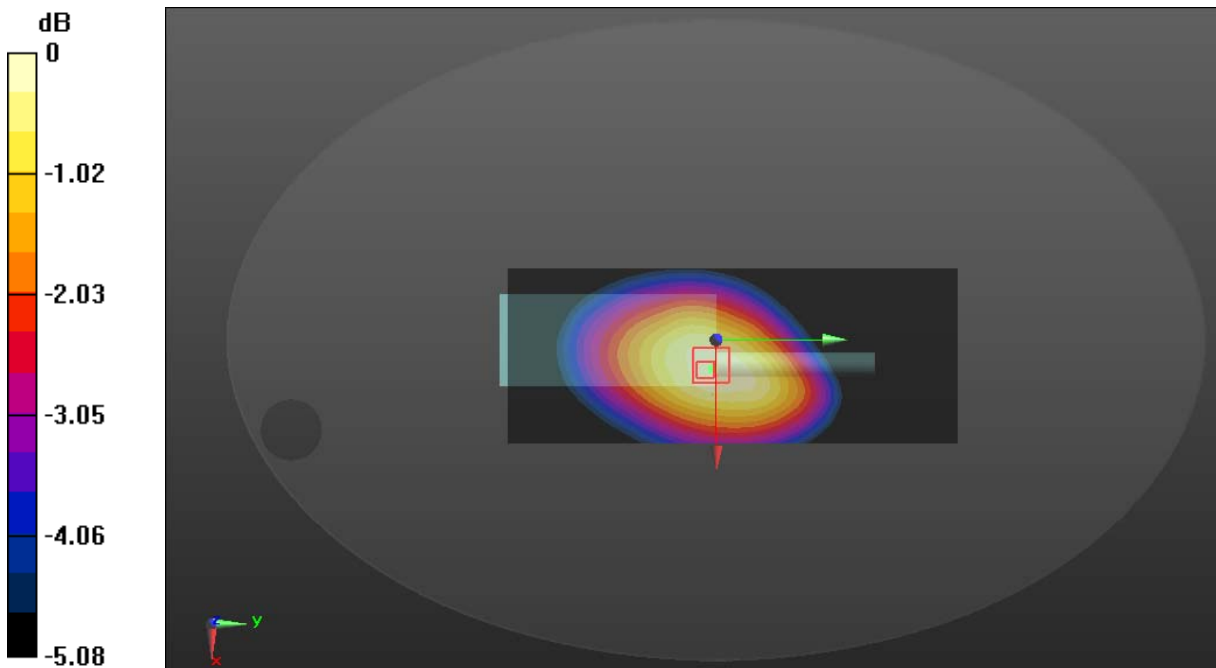
Zoom Scan (5x5x4)/Cube 0: Measurement grid: $dx=8\text{mm}$, $dy=8\text{mm}$, $dz=5\text{mm}$

Reference Value = 99.98 V/m; Power Drift = -0.16 dB

Peak SAR (extrapolated) = 9.08 W/kg

SAR(1 g) = 7.91 W/kg; SAR(10 g) = 6.51 W/kg

Maximum value of SAR (measured) = 8.36 W/kg



0 dB = 8.36 W/kg = 9.22 dBW/kg

Test Plot 43#: 375.0125MHz_Face Up_12.5kHz

DUT: Digital Portable Radio; Type: HP702 Uv; Serial: DG2210727-31354E-SA-S2

Communication System: FM; Frequency: 375.012 MHz; Duty Cycle: 1:1

Medium parameters used: $f = 375.012$ MHz; $\sigma = 0.852$ S/m; $\epsilon_r = 45.359$; $\rho = 1000$ kg/m³

Phantom section: Flat Section

DASY5 Configuration:

- Probe: ES3DV2 - SN3019; ConvF(7.02, 7.02, 7.02) @ 375.012 MHz; Calibrated: 2020/11/16
- Sensor-Surface: 4mm (Mechanical Surface Detection)
- Electronics: DAE4 Sn772; Calibrated: 2020/11/23
- Phantom: ELI v8.0; Type: QDOVA004AA; Serial: 2051
- Measurement SW: DASY52, Version 52.10 (2); SEMCAD X Version 14.6.12 (7470)

Area Scan (71x181x1): Interpolated grid: dx=1.500 mm, dy=1.500 mm

Maximum value of SAR (interpolated) = 5.67 W/kg

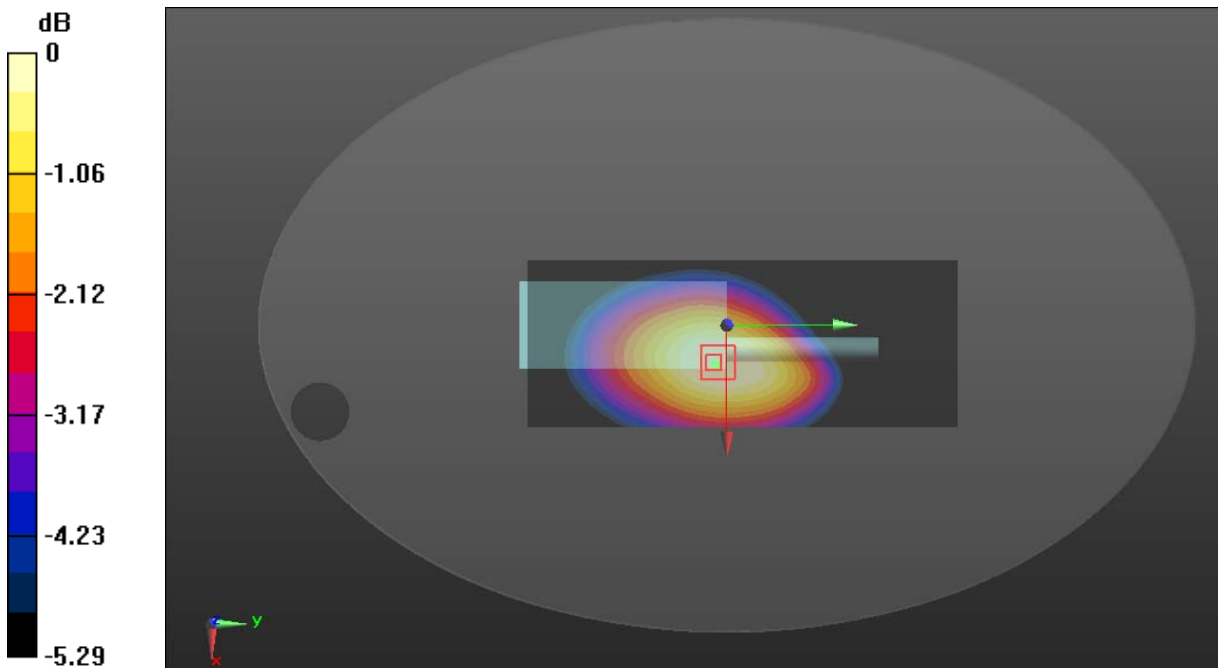
Zoom Scan (5x5x4)/Cube 0: Measurement grid: dx=8mm, dy=8mm, dz=5mm

Reference Value = 71.93 V/m; Power Drift = -0.18 dB

Peak SAR (extrapolated) = 6.14 W/kg

SAR(1 g) = 5.27 W/kg; SAR(10 g) = 4.27 W/kg

Maximum value of SAR (measured) = 5.48 W/kg



0 dB = 5.48 W/kg = 7.39 dBW/kg

Test Plot 44#: 387.4875MHz_Face Up_12.5kHz

DUT: Digital Portable Radio; Type: HP702 Uv; Serial: DG2210727-31354E-SA-S2

Communication System: FM; Frequency: 387.488 MHz; Duty Cycle: 1:1

Medium parameters used: $f = 387.488$ MHz; $\sigma = 0.858$ S/m; $\epsilon_r = 45.168$; $\rho = 1000$ kg/m³

Phantom section: Flat Section

DASY5 Configuration:

- Probe: ES3DV2 - SN3019; ConvF(7.02, 7.02, 7.02) @ 387.488 MHz; Calibrated: 2020/11/16
- Sensor-Surface: 4mm (Mechanical Surface Detection)
- Electronics: DAE4 Sn772; Calibrated: 2020/11/23
- Phantom: ELI v8.0; Type: QDOVA004AA; Serial: 2051
- Measurement SW: DASY52, Version 52.10 (2); SEMCAD X Version 14.6.12 (7470)

Area Scan (71x181x1): Interpolated grid: dx=1.500 mm, dy=1.500 mm

Maximum value of SAR (interpolated) = 3.04 W/kg

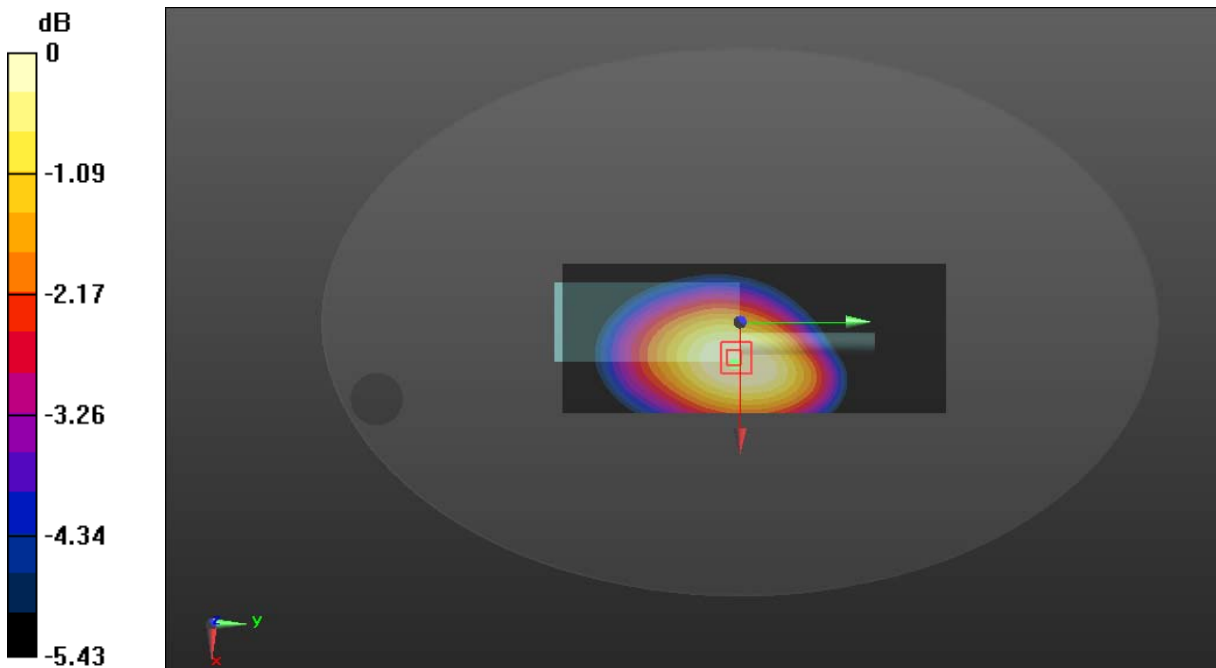
Zoom Scan (5x5x4)/Cube 0: Measurement grid: dx=8mm, dy=8mm, dz=5mm

Reference Value = 49.89 V/m; Power Drift = 0.19 dB

Peak SAR (extrapolated) = 3.30 W/kg

SAR(1 g) = 2.84 W/kg; SAR(10 g) = 2.3 W/kg

Maximum value of SAR (measured) = 2.93 W/kg



0 dB = 2.93 W/kg = 4.67 dBW/kg

Test Plot 45#: 399.9875MHz_Face Up_12.5kHz

DUT: Digital Portable Radio; Type: HP702 Uv; Serial: DG2210727-31354E-SA-S2

Communication System: FM; Frequency: 399.988 MHz; Duty Cycle: 1:1

Medium parameters used: $f = 399.988$ MHz; $\sigma = 0.861$ S/m; $\epsilon_r = 44.798$; $\rho = 1000$ kg/m³

Phantom section: Flat Section

DASY5 Configuration:

- Probe: ES3DV2 - SN3019; ConvF(7.02, 7.02, 7.02) @ 399.988 MHz; Calibrated: 2020/11/16
- Sensor-Surface: 4mm (Mechanical Surface Detection)
- Electronics: DAE4 Sn772; Calibrated: 2020/11/23
- Phantom: ELI v8.0; Type: QDOVA004AA; Serial: 2051
- Measurement SW: DASY52, Version 52.10 (2); SEMCAD X Version 14.6.12 (7470)

Area Scan (71x181x1): Interpolated grid: dx=1.500 mm, dy=1.500 mm

Maximum value of SAR (interpolated) = 1.93 W/kg

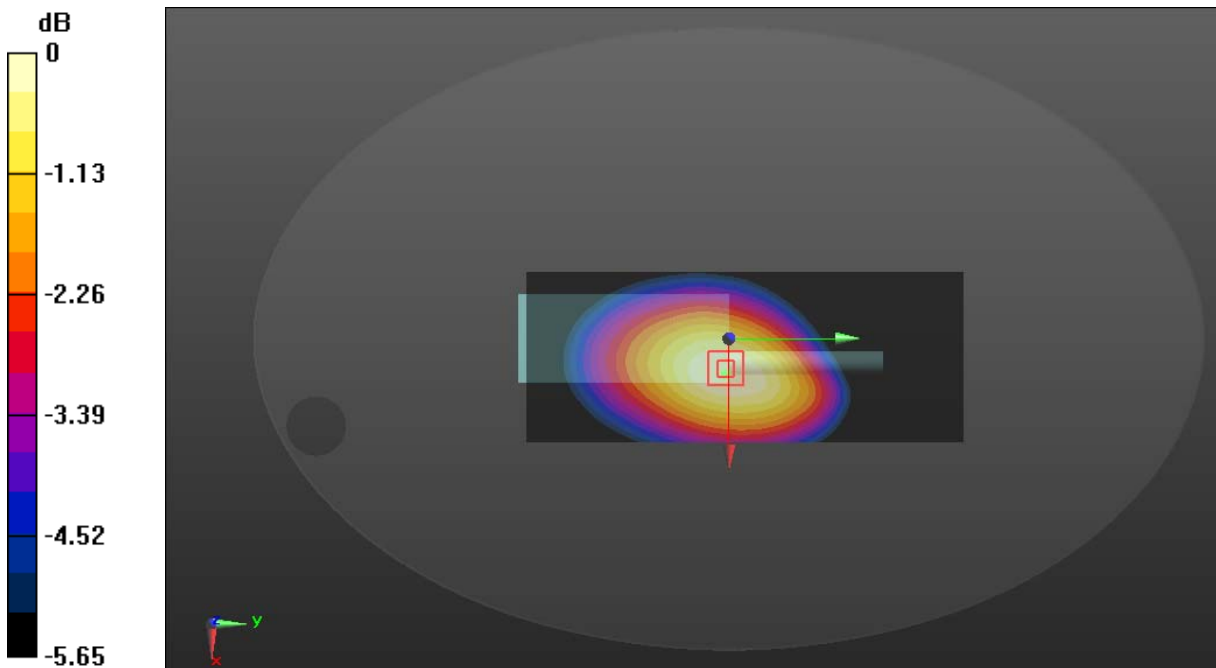
Zoom Scan (5x5x4)/Cube 0: Measurement grid: dx=8mm, dy=8mm, dz=5mm

Reference Value = 41.60 V/m; Power Drift = 0.17 dB

Peak SAR (extrapolated) = 2.17 W/kg

SAR(1 g) = 1.85 W/kg; SAR(10 g) = 1.48 W/kg

Maximum value of SAR (measured) = 1.92 W/kg



0 dB = 1.92 W/kg = 2.83 dBW/kg

Test Plot 46#: 400.0125MHz_Face Up_12.5kHz

DUT: Digital Portable Radio; Type: HP702 Uv; Serial: DG2210727-31354E-SA-S2

Communication System: FM; Frequency: 400.012 MHz; Duty Cycle: 1:1

Medium parameters used: $f = 400.012$ MHz; $\sigma = 0.865$ S/m; $\epsilon_r = 44.424$; $\rho = 1000$ kg/m³

Phantom section: Flat Section

DASY5 Configuration:

- Probe: ES3DV2 - SN3019; ConvF(7.02, 7.02, 7.02) @ 400.012 MHz; Calibrated: 2020/11/16
- Sensor-Surface: 4mm (Mechanical Surface Detection)
- Electronics: DAE4 Sn772; Calibrated: 2020/11/23
- Phantom: ELI v8.0; Type: QDOVA004AA; Serial: 2051
- Measurement SW: DASY52, Version 52.10 (2); SEMCAD X Version 14.6.12 (7470)

Area Scan (81x181x1): Interpolated grid: dx=1.500 mm, dy=1.500 mm

Maximum value of SAR (interpolated) = 5.81 W/kg

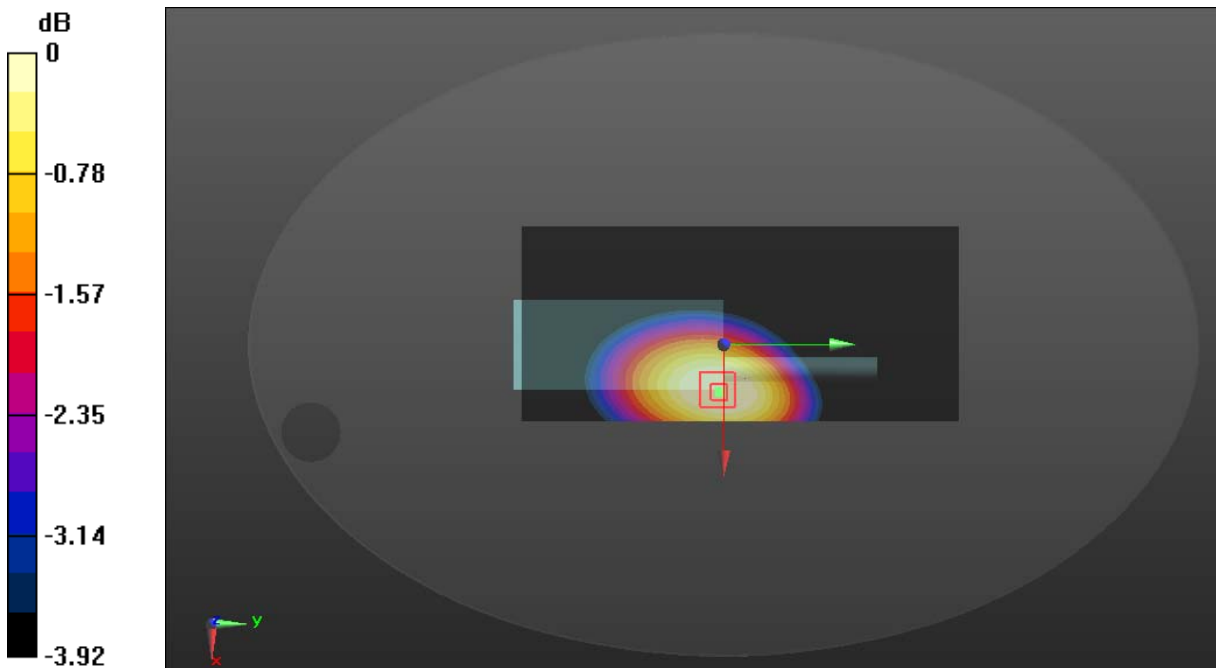
Zoom Scan (5x5x4)/Cube 0: Measurement grid: dx=8mm, dy=8mm, dz=5mm

Reference Value = 69.08 V/m; Power Drift = -0.16 dB

Peak SAR (extrapolated) = 6.43 W/kg

SAR(1 g) = 5.32 W/kg; SAR(10 g) = 4.22 W/kg

Maximum value of SAR (measured) = 5.56 W/kg



0 dB = 5.56 W/kg = 7.45 dBW/kg

Test Plot 47#: 417.5125MHz_Face Up_12.5kHz

DUT: Digital Portable Radio; Type: HP702 Uv; Serial: DG2210727-31354E-SA-S2

Communication System: FM; Frequency: 417.512 MHz; Duty Cycle: 1:1

Medium parameters used: $f = 417.512 \text{ MHz}$; $\sigma = 0.872 \text{ S/m}$; $\epsilon_r = 44.065$; $\rho = 1000 \text{ kg/m}^3$

Phantom section: Flat Section

DASY5 Configuration:

- Probe: ES3DV2 - SN3019; ConvF(7.02, 7.02, 7.02) @ 417.512 MHz; Calibrated: 2020/11/16
- Sensor-Surface: 4mm (Mechanical Surface Detection)
- Electronics: DAE4 Sn772; Calibrated: 2020/11/23
- Phantom: ELI v8.0; Type: QDOVA004AA; Serial: 2051
- Measurement SW: DASY52, Version 52.10 (2); SEMCAD X Version 14.6.12 (7470)

Area Scan (71x181x1): Interpolated grid: $dx=1.500 \text{ mm}$, $dy=1.500 \text{ mm}$

Maximum value of SAR (interpolated) = 7.52 W/kg

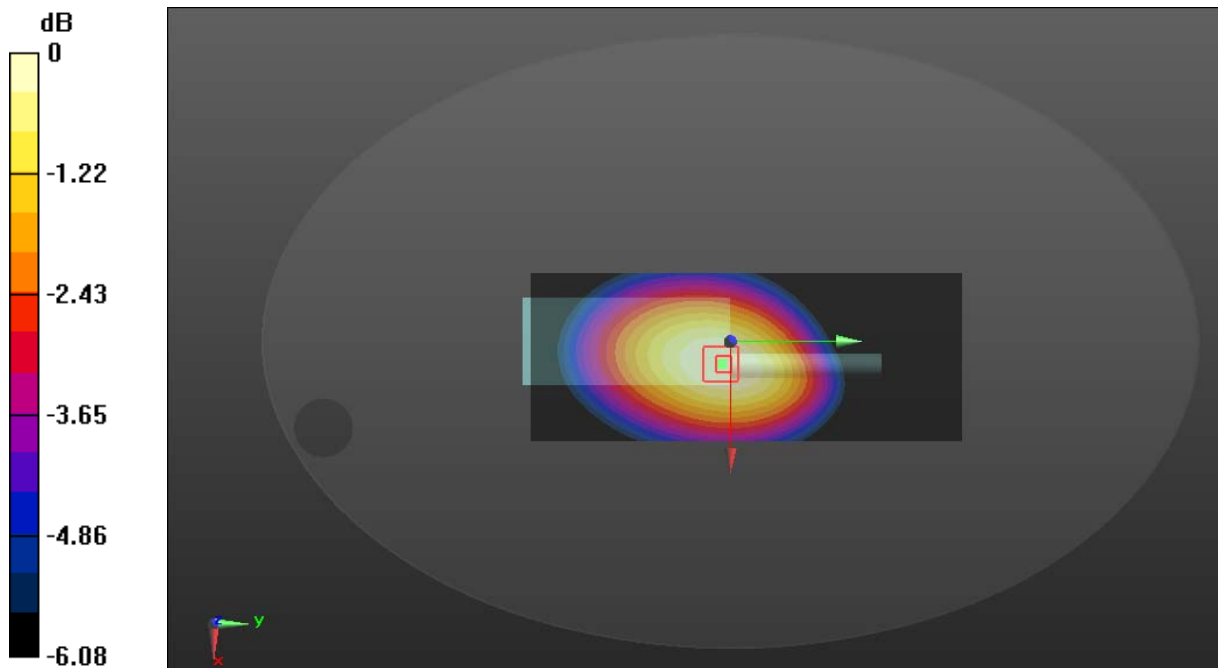
Zoom Scan (5x5x4)/Cube 0: Measurement grid: $dx=8\text{mm}$, $dy=8\text{mm}$, $dz=5\text{mm}$

Reference Value = 88.75 V/m; Power Drift = -0.11 dB

Peak SAR (extrapolated) = 8.46 W/kg

SAR(1 g) = 7 W/kg; SAR(10 g) = 5.53 W/kg

Maximum value of SAR (measured) = 7.31 W/kg



0 dB = 7.31 W/kg = 8.64 dBW/kg

Test Plot 48#: 435MHz_Face Up_12.5kHz

DUT: Digital Portable Radio; Type: HP702 Uv; Serial: DG2210727-31354E-SA-S2

Communication System: FM; Frequency: 435 MHz; Duty Cycle: 1:1

Medium parameters used: $f = 435 \text{ MHz}$; $\sigma = 0.876 \text{ S/m}$; $\epsilon_r = 43.978$; $\rho = 1000 \text{ kg/m}^3$

Phantom section: Flat Section

DASY5 Configuration:

- Probe: ES3DV2 - SN3019; ConvF(7.02, 7.02, 7.02) @ 435 MHz; Calibrated: 2020/11/16
- Sensor-Surface: 4mm (Mechanical Surface Detection)
- Electronics: DAE4 Sn772; Calibrated: 2020/11/23
- Phantom: ELI v8.0; Type: QDOVA004AA; Serial: 2051
- Measurement SW: DASY52, Version 52.10 (2); SEMCAD X Version 14.6.12 (7470)

Face Up/435MHz 2/Area Scan (71x181x1): Interpolated grid: $dx=1.500 \text{ mm}$, $dy=1.500 \text{ mm}$

Maximum value of SAR (interpolated) = 7.09 W/kg

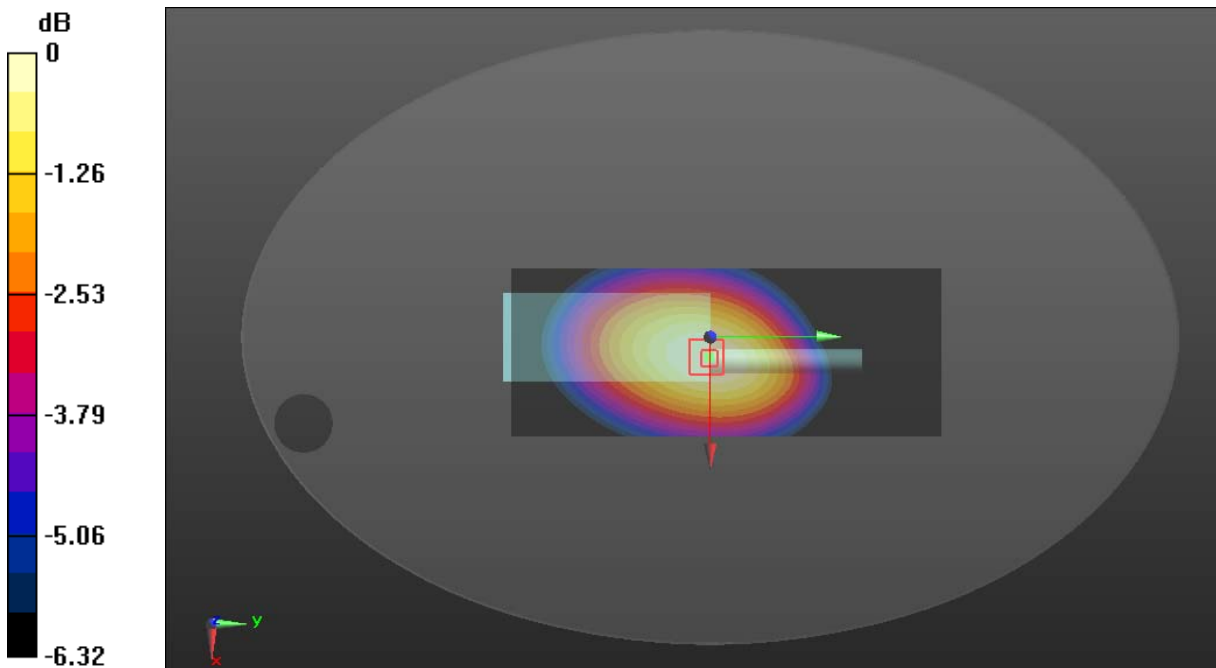
Zoom Scan (5x5x4)/Cube 0: Measurement grid: $dx=8\text{mm}$, $dy=8\text{mm}$, $dz=5\text{mm}$

Reference Value = 86.01 V/m ; Power Drift = -0.07 dB

Peak SAR (extrapolated) = 8.12 W/kg

SAR(1 g) = 6.7 W/kg ; SAR(10 g) = 5.28 W/kg

Maximum value of SAR (measured) = 7.00 W/kg



0 dB = 7.00 W/kg = 8.45 dBW/kg

Test Plot 49#: 452.4875MHz_Face Up_12.5kHz

DUT: Digital Portable Radio; Type: HP702 Uv; Serial: DG2210727-31354E-SA-S2

Communication System: FM; Frequency: 452.488 MHz; Duty Cycle: 1:1

Medium parameters used: $f = 452.488 \text{ MHz}$; $\sigma = 0.893 \text{ S/m}$; $\epsilon_r = 43.782$; $\rho = 1000 \text{ kg/m}^3$

Phantom section: Flat Section

DASY5 Configuration:

- Probe: ES3DV2 - SN3019; ConvF(7.02, 7.02, 7.02) @ 452.488 MHz; Calibrated: 2020/11/16
- Sensor-Surface: 4mm (Mechanical Surface Detection)
- Electronics: DAE4 Sn772; Calibrated: 2020/11/23
- Phantom: ELI v8.0; Type: QDOVA004AA; Serial: 2051
- Measurement SW: DASY52, Version 52.10 (2); SEMCAD X Version 14.6.12 (7470)

Area Scan (71x181x1): Interpolated grid: $dx=1.500 \text{ mm}$, $dy=1.500 \text{ mm}$

Maximum value of SAR (interpolated) = 7.77 W/kg

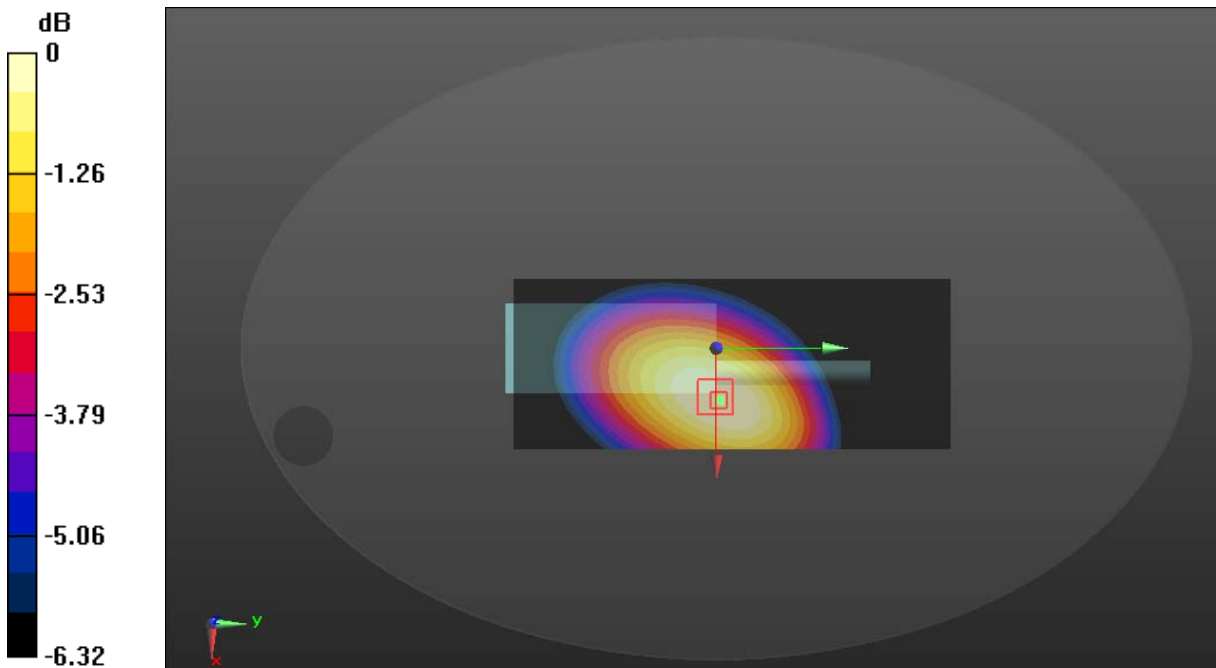
Zoom Scan (5x5x4)/Cube 0: Measurement grid: $dx=8\text{mm}$, $dy=8\text{mm}$, $dz=5\text{mm}$

Reference Value = 85.71 V/m; Power Drift = -0.18 dB

Peak SAR (extrapolated) = 8.69 W/kg

SAR(1 g) = 7.18 W/kg; SAR(10 g) = 5.68 W/kg

Maximum value of SAR (measured) = 7.52 W/kg



0 dB = 7.52 W/kg = 8.76 dBW/kg

Test Plot 50#: 469.9875MHz_Face Up_12.5kHz

DUT: Digital Portable Radio; Type: HP702 Uv; Serial: DG2210727-31354E-SA-S2

Communication System: FM; Frequency: 435 MHz; Duty Cycle: 1:1

Medium parameters used: $f = 435 \text{ MHz}$; $\sigma = 0.876 \text{ S/m}$; $\epsilon_r = 43.978$; $\rho = 1000 \text{ kg/m}^3$

Phantom section: Flat Section

DASY5 Configuration:

- Probe: ES3DV2 - SN3019; ConvF(7.02, 7.02, 7.02) @ 435 MHz; Calibrated: 2020/11/16
- Sensor-Surface: 4mm (Mechanical Surface Detection)
- Electronics: DAE4 Sn772; Calibrated: 2020/11/23
- Phantom: ELI v8.0; Type: QDOVA004AA; Serial: 2051
- Measurement SW: DASY52, Version 52.10 (2); SEMCAD X Version 14.6.12 (7470)

Area Scan (71x181x1): Interpolated grid: $dx=1.500 \text{ mm}$, $dy=1.500 \text{ mm}$

Maximum value of SAR (interpolated) = 4.93 W/kg

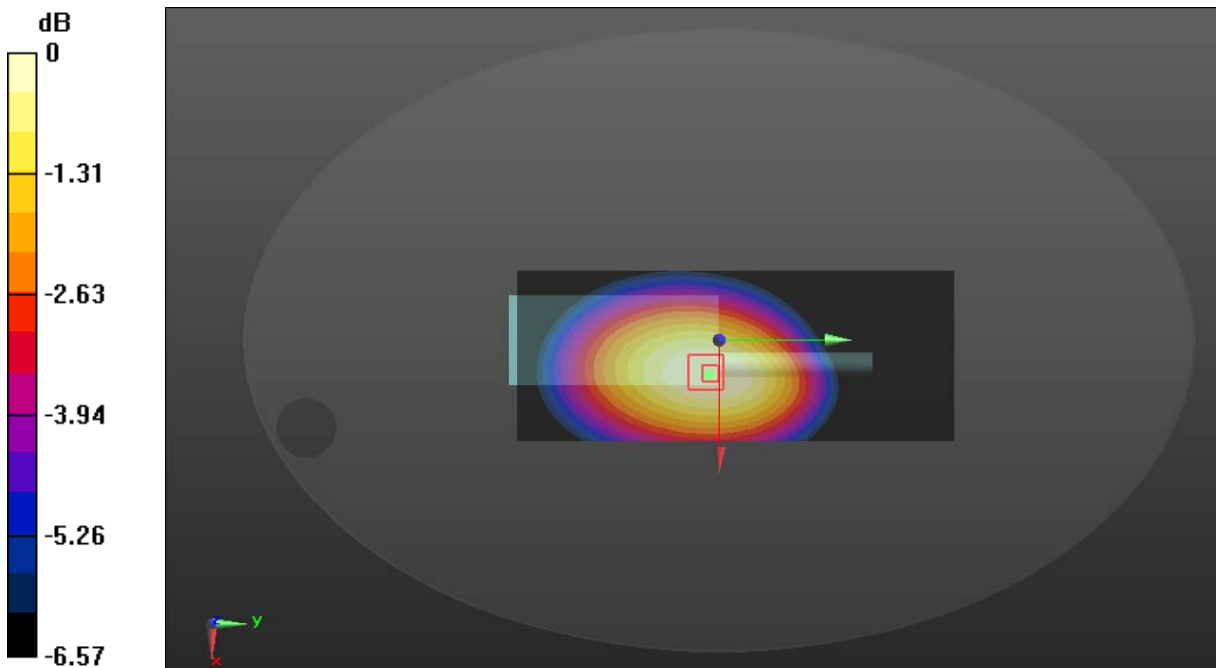
Zoom Scan (5x5x4)/Cube 0: Measurement grid: $dx=8\text{mm}$, $dy=8\text{mm}$, $dz=5\text{mm}$

Reference Value = 68.12 V/m; Power Drift = -0.16 dB

Peak SAR (extrapolated) = 5.61 W/kg

SAR(1 g) = 4.64 W/kg; SAR(10 g) = 3.66 W/kg

Maximum value of SAR (measured) = 4.84 W/kg



0 dB = 4.84 W/kg = 6.85 dBW/kg

Test Plot 51#: 362.5125MHz_Face Up_25kHz

DUT: Digital Portable Radio; Type: HP702 Uv; Serial: DG2210727-31354E-SA-S2

Communication System: FM; Frequency: 362.512 MHz; Duty Cycle: 1:1

Medium parameters used: $f = 362.512 \text{ MHz}$; $\sigma = 0.846 \text{ S/m}$; $\epsilon_r = 45.757$; $\rho = 1000 \text{ kg/m}^3$

Phantom section: Flat Section

DASY5 Configuration:

- Probe: ES3DV2 - SN3019; ConvF(7.02, 7.02, 7.02) @ 362.512 MHz; Calibrated: 2020/11/16
- Sensor-Surface: 4mm (Mechanical Surface Detection)
- Electronics: DAE4 Sn772; Calibrated: 2020/11/23
- Phantom: ELI v8.0; Type: QDOVA004AA; Serial: 2051
- Measurement SW: DASY52, Version 52.10 (2); SEMCAD X Version 14.6.12 (7470)

Area Scan (71x181x1): Interpolated grid: $dx=1.500 \text{ mm}$, $dy=1.500 \text{ mm}$

Maximum value of SAR (interpolated) = 8.17 W/kg

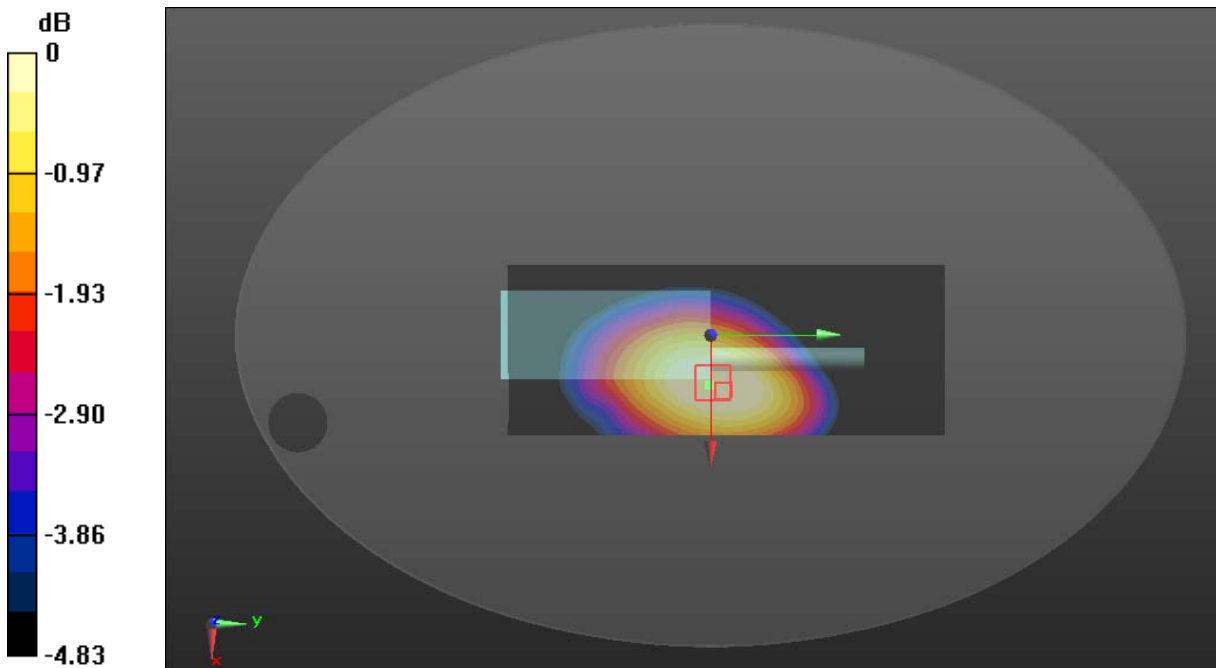
Zoom Scan (5x5x4)/Cube 0: Measurement grid: $dx=8\text{mm}$, $dy=8\text{mm}$, $dz=5\text{mm}$

Reference Value = 88.56 V/m ; Power Drift = -0.19 dB

Peak SAR (extrapolated) = 8.24 W/kg

SAR(1 g) = 6.86 W/kg ; SAR(10 g) = 5.57 W/kg

Maximum value of SAR (measured) = 7.69 W/kg



0 dB = $7.69 \text{ W/kg} = 8.86 \text{ dBW/kg}$

Test Plot 52#: 400.0125MHz_Face Up_25kHz

DUT: Digital Portable Radio; Type: HP702 Uv; Serial: DG2210727-31354E-SA-S2

Communication System: FM; Frequency: 400.012 MHz; Duty Cycle: 1:1

Medium parameters used: $f = 400.012$ MHz; $\sigma = 0.865$ S/m; $\epsilon_r = 44.424$; $\rho = 1000$ kg/m³

Phantom section: Flat Section

DASY5 Configuration:

- Probe: ES3DV2 - SN3019; ConvF(7.02, 7.02, 7.02) @ 400.012 MHz; Calibrated: 2020/11/16
- Sensor-Surface: 4mm (Mechanical Surface Detection)
- Electronics: DAE4 Sn772; Calibrated: 2020/11/23
- Phantom: ELI v8.0; Type: QDOVA004AA; Serial: 2051
- Measurement SW: DASY52, Version 52.10 (2); SEMCAD X Version 14.6.12 (7470)

Area Scan (71x181x1): Interpolated grid: dx=1.500 mm, dy=1.500 mm

Maximum value of SAR (interpolated) = 7.11 W/kg

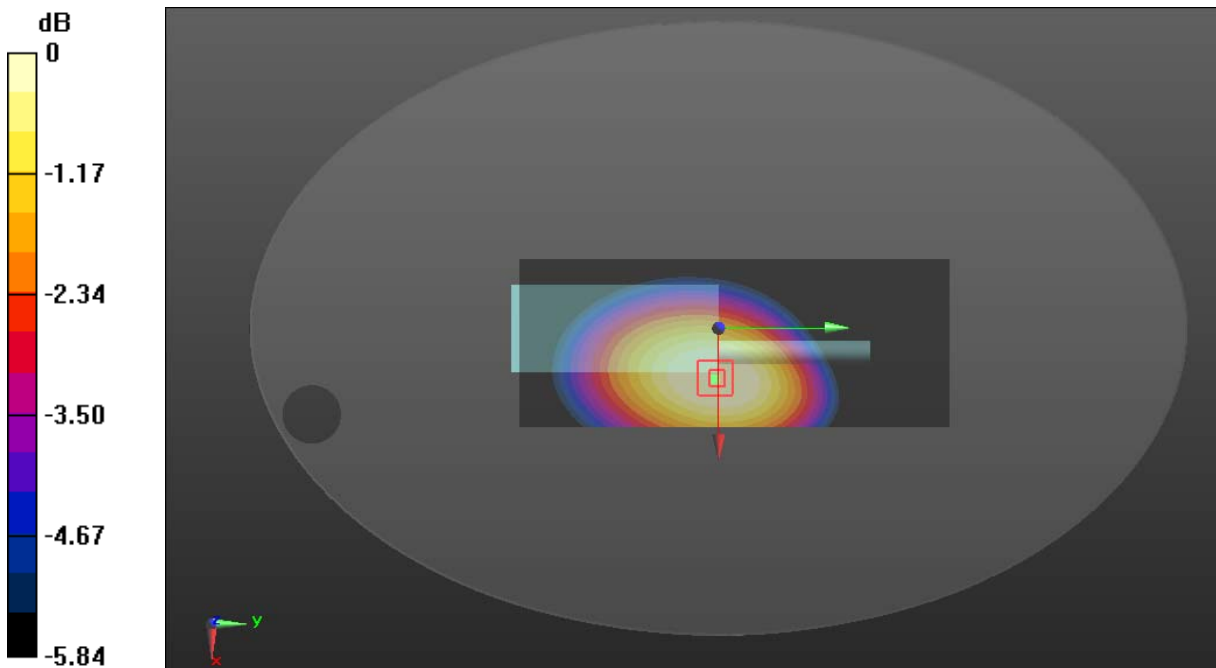
Zoom Scan (5x5x4)/Cube 0: Measurement grid: dx=8mm, dy=8mm, dz=5mm

Reference Value = 74.88 V/m; Power Drift = -0.10 dB

Peak SAR (extrapolated) = 7.72 W/kg

SAR(1 g) = 6.4 W/kg; SAR(10 g) = 5.08 W/kg

Maximum value of SAR (measured) = 6.69 W/kg



0 dB = 6.69 W/kg = 8.25 dBW/kg

Test Plot 53#: 417.5125MHz_Face Up_25kHz

DUT: Digital Portable Radio; Type: HP702 Uv; Serial: DG2210727-31354E-SA-S2

Communication System: FM; Frequency: 417.512 MHz; Duty Cycle: 1:1

Medium parameters used: $f = 417.512$ MHz; $\sigma = 0.872$ S/m; $\epsilon_r = 44.065$; $\rho = 1000$ kg/m³

Phantom section: Flat Section

DASY5 Configuration:

- Probe: ES3DV2 - SN3019; ConvF(7.02, 7.02, 7.02) @ 417.512 MHz; Calibrated: 2020/11/16
- Sensor-Surface: 4mm (Mechanical Surface Detection)
- Electronics: DAE4 Sn772; Calibrated: 2020/11/23
- Phantom: ELI v8.0; Type: QDOVA004AA; Serial: 2051
- Measurement SW: DASY52, Version 52.10 (2); SEMCAD X Version 14.6.12 (7470)

Area Scan (71x181x1): Interpolated grid: dx=1.500 mm, dy=1.500 mm

Maximum value of SAR (interpolated) = 7.41 W/kg

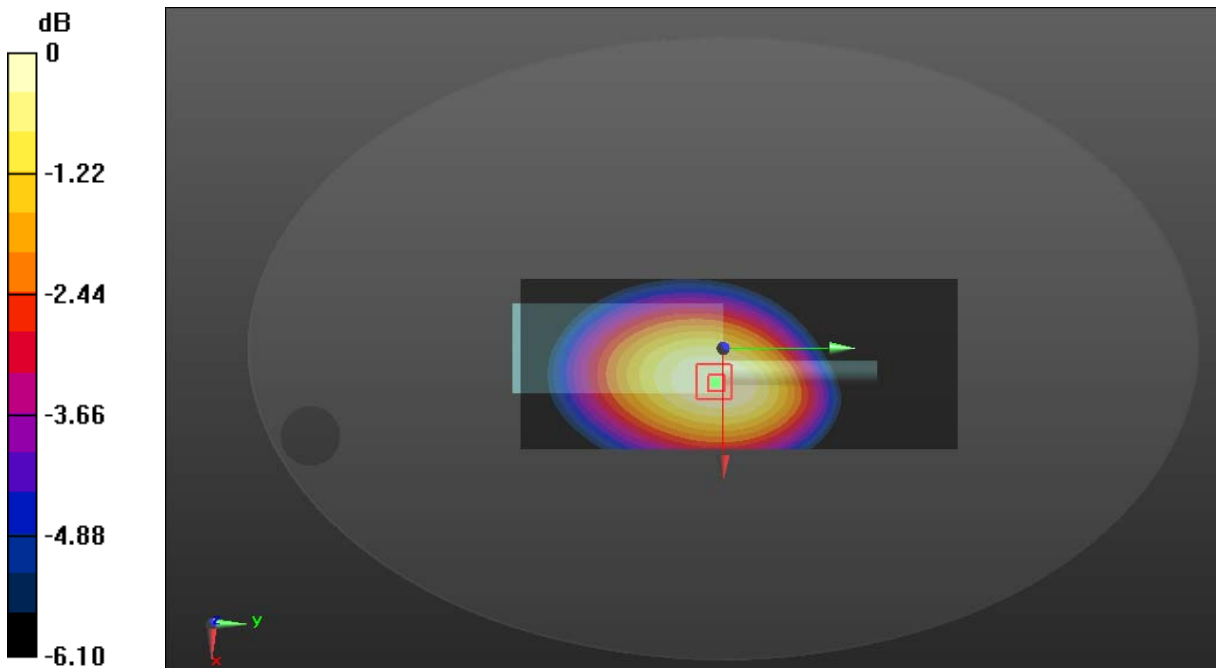
Zoom Scan (5x5x4)/Cube 0: Measurement grid: dx=8mm, dy=8mm, dz=5mm

Reference Value = 83.33 V/m; Power Drift = -0.13 dB

Peak SAR (extrapolated) = 8.33 W/kg

SAR(1 g) = 6.89 W/kg; SAR(10 g) = 5.45 W/kg

Maximum value of SAR (measured) = 7.21 W/kg



0 dB = 7.21 W/kg = 8.58 dBW/kg

Test Plot 54#: 435MHz_Face Up_25kHz**DUT: Digital Portable Radio; Type: HP702 Uv; Serial: DG2210727-31354E-SA-S2**

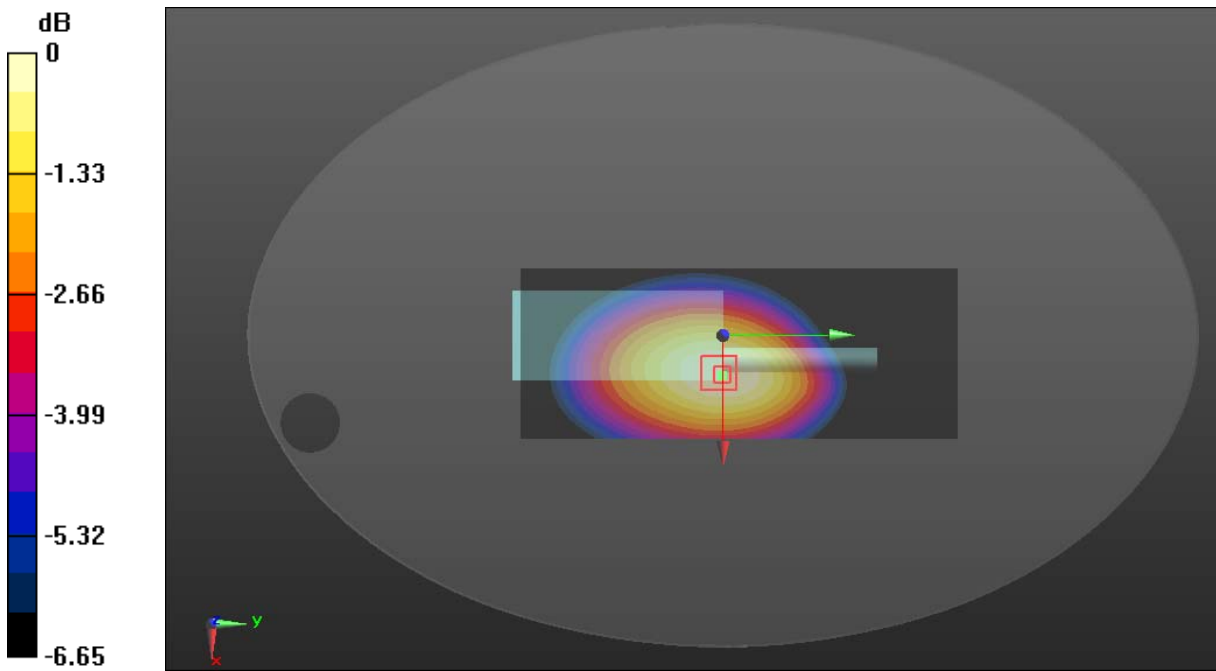
Communication System: FM; Frequency: 435 MHz; Duty Cycle: 1:1

Medium parameters used: $f = 435 \text{ MHz}$; $\sigma = 0.876 \text{ S/m}$; $\epsilon_r = 43.978$; $\rho = 1000 \text{ kg/m}^3$

Phantom section: Flat Section

DASY5 Configuration:

- Probe: ES3DV2 - SN3019; ConvF(7.02, 7.02, 7.02) @ 435 MHz; Calibrated: 2020/11/16
- Sensor-Surface: 4mm (Mechanical Surface Detection)
- Electronics: DAE4 Sn772; Calibrated: 2020/11/23
- Phantom: ELI v8.0; Type: QDOVA004AA; Serial: 2051
- Measurement SW: DASY52, Version 52.10 (2); SEMCAD X Version 14.6.12 (7470)

Area Scan (71x181x1): Interpolated grid: $dx=1.500 \text{ mm}$, $dy=1.500 \text{ mm}$ Maximum value of SAR (interpolated) = 8.92 W/kg **Zoom Scan (5x5x4)/Cube 0:** Measurement grid: $dx=8\text{mm}$, $dy=8\text{mm}$, $dz=5\text{mm}$ Reference Value = 86.48 V/m ; Power Drift = -0.04 dB Peak SAR (extrapolated) = 10.3 W/kg **SAR(1 g) = 8.43 W/kg ; SAR(10 g) = 6.59 W/kg** Maximum value of SAR (measured) = 8.83 W/kg 0 dB = $8.83 \text{ W/kg} = 9.46 \text{ dBW/kg}$

Test Plot 55#: 452.4875MHz_Face Up_25kHz

DUT: Digital Portable Radio; Type: HP702 Uv; Serial: DG2210727-31354E-SA-S2

Communication System: FM; Frequency: 452.488 MHz; Duty Cycle: 1:1

Medium parameters used: $f = 452.488$ MHz; $\sigma = 0.893$ S/m; $\epsilon_r = 43.782$; $\rho = 1000$ kg/m³

Phantom section: Flat Section

DASY5 Configuration:

- Probe: ES3DV2 - SN3019; ConvF(7.02, 7.02, 7.02) @ 452.488 MHz; Calibrated: 2020/11/16
- Sensor-Surface: 4mm (Mechanical Surface Detection)
- Electronics: DAE4 Sn772; Calibrated: 2020/11/23
- Phantom: ELI v8.0; Type: QDOVA004AA; Serial: 2051
- Measurement SW: DASY52, Version 52.10 (2); SEMCAD X Version 14.6.12 (7470)

Area Scan (71x181x1): Interpolated grid: dx=1.500 mm, dy=1.500 mm

Maximum value of SAR (interpolated) = 9.41 W/kg

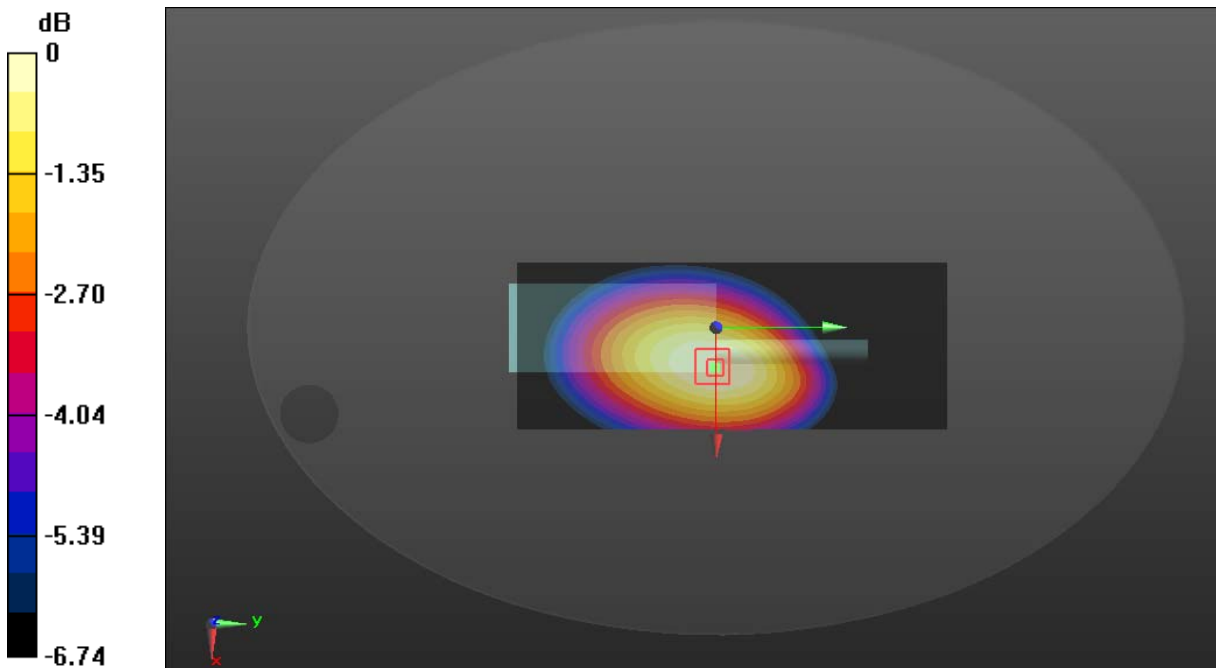
Zoom Scan (5x5x4)/Cube 0: Measurement grid: dx=8mm, dy=8mm, dz=5mm

Reference Value = 88.68 V/m; Power Drift = -0.11 dB

Peak SAR (extrapolated) = 10.8 W/kg

SAR(1 g) = 8.76 W/kg; SAR(10 g) = 6.82 W/kg

Maximum value of SAR (measured) = 9.19 W/kg



0 dB = 9.19 W/kg = 9.63 dBW/kg

Test Plot 56#: 469.9875MHz_Face Up_25kHz

DUT: Digital Portable Radio; Type: HP702 Uv; Serial: DG2210727-31354E-SA-S2

Communication System: FM; Frequency: 435 MHz; Duty Cycle: 1:1

Medium parameters used: $f = 435 \text{ MHz}$; $\sigma = 0.876 \text{ S/m}$; $\epsilon_r = 43.978$; $\rho = 1000 \text{ kg/m}^3$

Phantom section: Flat Section

DASY5 Configuration:

- Probe: ES3DV2 - SN3019; ConvF(7.02, 7.02, 7.02) @ 435 MHz; Calibrated: 2020/11/16
- Sensor-Surface: 4mm (Mechanical Surface Detection)
- Electronics: DAE4 Sn772; Calibrated: 2020/11/23
- Phantom: ELI v8.0; Type: QDOVA004AA; Serial: 2051
- Measurement SW: DASY52, Version 52.10 (2); SEMCAD X Version 14.6.12 (7470)

Area Scan (71x181x1): Interpolated grid: $dx=1.500 \text{ mm}$, $dy=1.500 \text{ mm}$

Maximum value of SAR (interpolated) = 5.80 W/kg

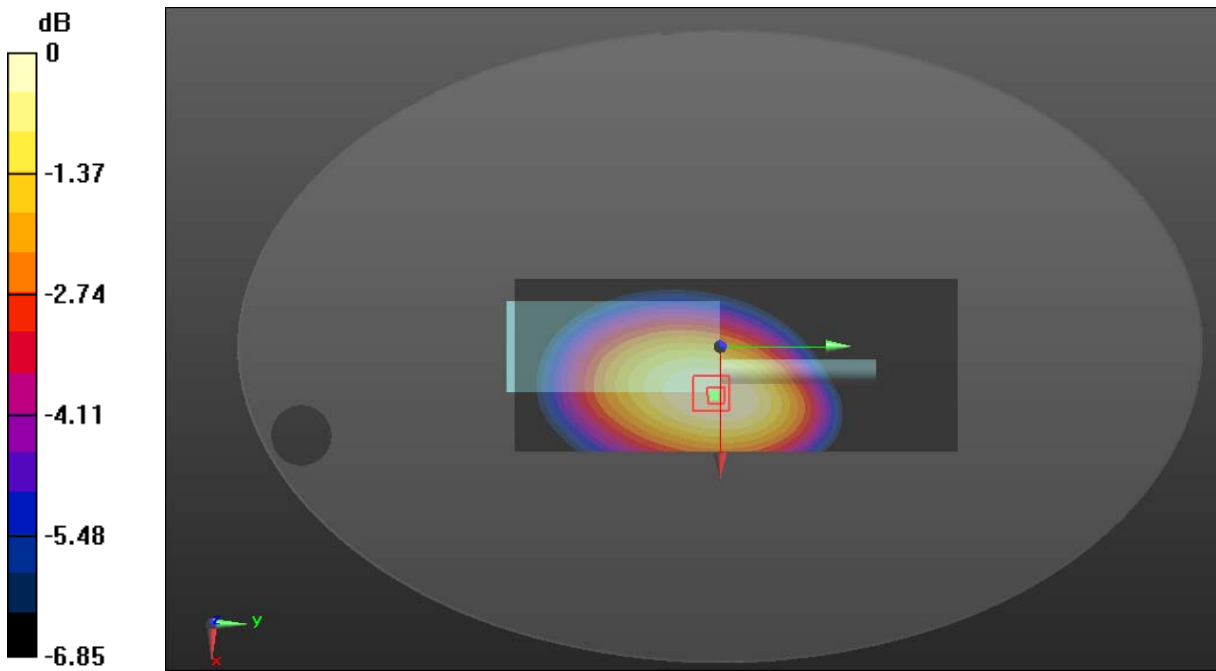
Zoom Scan (5x5x4)/Cube 0: Measurement grid: $dx=8\text{mm}$, $dy=8\text{mm}$, $dz=5\text{mm}$

Reference Value = 67.69 V/m; Power Drift = -0.16 dB

Peak SAR (extrapolated) = 6.54 W/kg

SAR(1 g) = 5.33 W/kg; SAR(10 g) = 4.16 W/kg

Maximum value of SAR (measured) = 5.58 W/kg



0 dB = 5.58 W/kg = 7.47 dBW/kg

Test Plot 57#: 362.5125MHz_Face Up_4FSK**DUT: Digital Portable Radio; Type: HP702 Uv; Serial: DG2210727-31354E-SA-S2**

Communication System: 4FSK; Frequency: 362.512 MHz; Duty Cycle: 1:2

Medium parameters used: $f = 362.512$ MHz; $\sigma = 0.846$ S/m; $\epsilon_r = 45.757$; $\rho = 1000$ kg/m³

Phantom section: Flat Section

DASY5 Configuration:

- Probe: ES3DV2 - SN3019; ConvF(7.02, 7.02, 7.02) @ 362.512 MHz; Calibrated: 2020/11/16
- Sensor-Surface: 4mm (Mechanical Surface Detection)
- Electronics: DAE4 Sn772; Calibrated: 2020/11/23
- Phantom: ELI v8.0; Type: QDOVA004AA; Serial: 2051
- Measurement SW: DASY52, Version 52.10 (2); SEMCAD X Version 14.6.12 (7470)

Area Scan (71x181x1): Interpolated grid: dx=1.500 mm, dy=1.500 mm

Maximum value of SAR (interpolated) = 4.09 W/kg

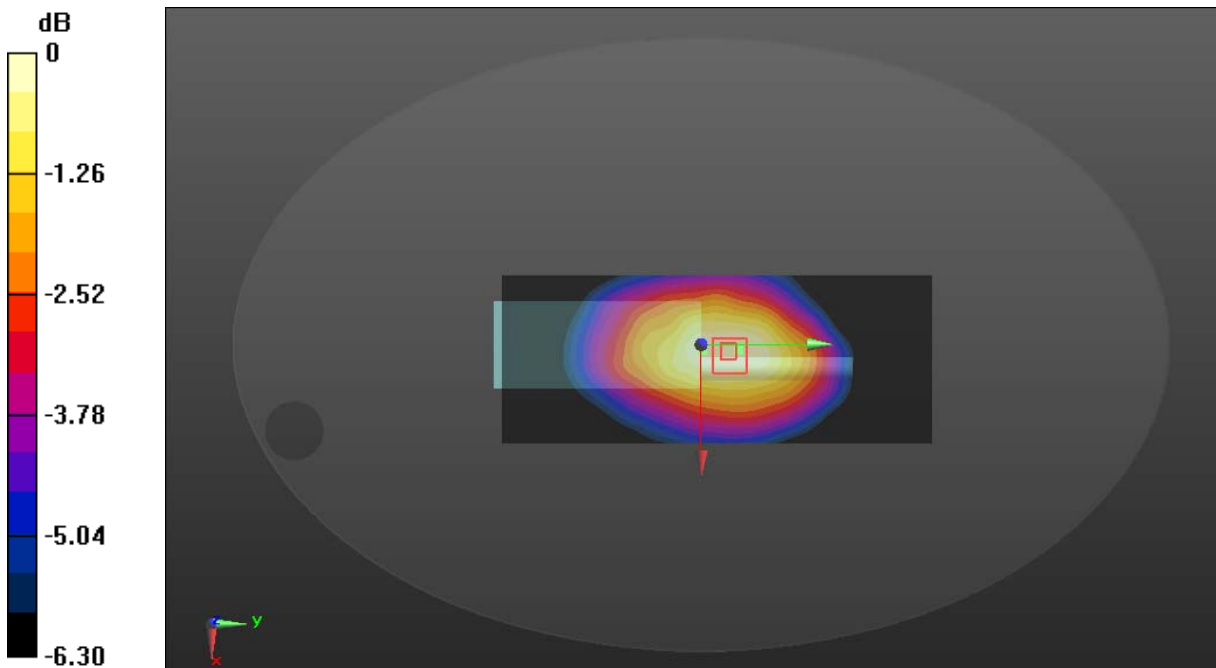
Zoom Scan (5x5x4)/Cube 0: Measurement grid: dx=8mm, dy=8mm, dz=5mm

Reference Value = 68.39 V/m; Power Drift = -0.14 dB

Peak SAR (extrapolated) = 4.60 W/kg

SAR(1 g) = 3.74 W/kg; SAR(10 g) = 2.99 W/kg

Maximum value of SAR (measured) = 4.05 W/kg



0 dB = 4.05 W/kg = 6.07 dBW/kg

Test Plot 58#: 452.4875MHz_Face Up_4FSK

DUT: Digital Portable Radio; Type: HP702 Uv; Serial: DG2210727-31354E-SA-S2

Communication System: 4FSK; Frequency: 452.488 MHz; Duty Cycle: 1:2

Medium parameters used: $f = 452.488$ MHz; $\sigma = 0.893$ S/m; $\epsilon_r = 43.782$; $\rho = 1000$ kg/m³

Phantom section: Flat Section

DASY5 Configuration:

- Probe: ES3DV2 - SN3019; ConvF(7.02, 7.02, 7.02) @ 452.488 MHz; Calibrated: 2020/11/16
- Sensor-Surface: 4mm (Mechanical Surface Detection)
- Electronics: DAE4 Sn772; Calibrated: 2020/11/23
- Phantom: ELI v8.0; Type: QDOVA004AA; Serial: 2051
- Measurement SW: DASY52, Version 52.10 (2); SEMCAD X Version 14.6.12 (7470)

Area Scan (71x181x1): Interpolated grid: dx=1.500 mm, dy=1.500 mm

Maximum value of SAR (interpolated) = 4.35 W/kg

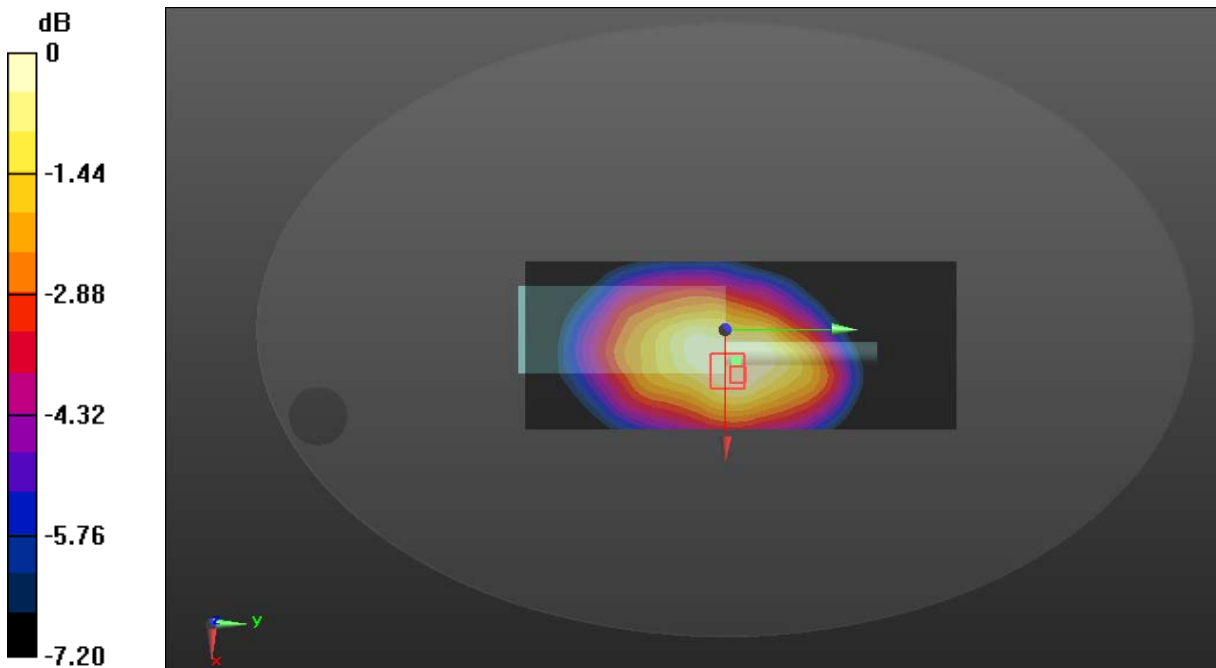
Zoom Scan (5x5x4)/Cube 0: Measurement grid: dx=8mm, dy=8mm, dz=5mm

Reference Value = 66.07 V/m; Power Drift = -0.03 dB

Peak SAR (extrapolated) = 4.97 W/kg

SAR(1 g) = 3.76 W/kg; SAR(10 g) = 2.94 W/kg

Maximum value of SAR (measured) = 4.04 W/kg



0 dB = 4.04 W/kg = 6.06 dBW/kg

Test Plot 59#: 350.0125MHz_ Body Back_ 12.5kHz

DUT: Digital Portable Radio; HP702 Uv; Serial: DG2210727-31354E-SA-S2

Communication System: FM; Frequency: 350.012 MHz; Duty Cycle: 1:1

Medium parameters used: $f = 350.012$ MHz; $\sigma = 0.841$ S/m; $\epsilon_r = 45.896$; $\rho = 1000$ kg/m³

Phantom section: Flat Section

DASY5 Configuration:

- Probe: ES3DV2 - SN3019; ConvF(7.02, 7.02, 7.02) @ 350.012 MHz; Calibrated: 2020/11/16
- Sensor-Surface: 4mm (Mechanical Surface Detection)
- Electronics: DAE4 Sn772; Calibrated: 2020/11/23
- Phantom: ELI v8.0; Type: QDOVA004AA; Serial: 2051
- Measurement SW: DASY52, Version 52.10 (2); SEMCAD X Version 14.6.12 (7470)

Area Scan (71x181x1): Interpolated grid: dx=1.500 mm, dy=1.500 mm

Maximum value of SAR (interpolated) = 6.90 W/kg

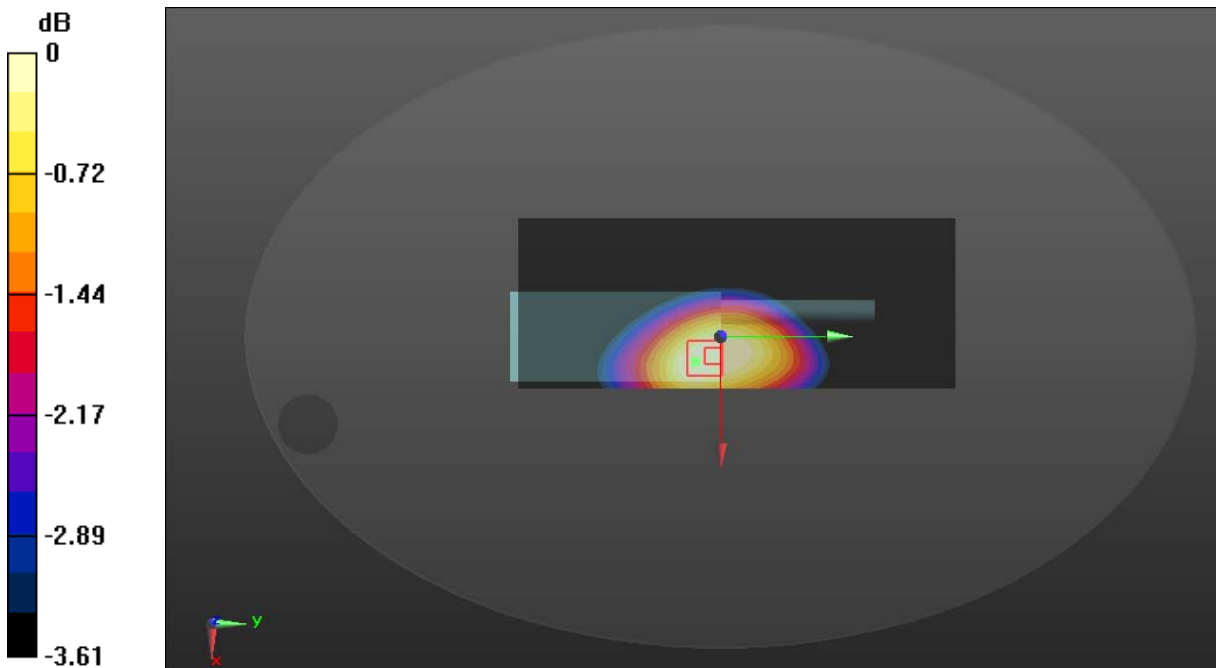
Zoom Scan (5x5x4)/Cube 0: Measurement grid: dx=8mm, dy=8mm, dz=5mm

Reference Value = 87.92 V/m; Power Drift = -0.18 dB

Peak SAR (extrapolated) = 7.82 W/kg

SAR(1 g) = 6.46 W/kg; SAR(10 g) = 5.17 W/kg

Maximum value of SAR (measured) = 6.71 W/kg



0 dB = 6.71 W/kg = 8.27 dBW/kg

Test Plot 60#: 362.5125MHz_ Body Back_ 12.5kHz

DUT: Digital Portable Radio; Type: HP702 Uv; Serial: DG2210727-31354E-SA-S2

Communication System: FM; Frequency: 362.512 MHz; Duty Cycle: 1:1

Medium parameters used: $f = 362.512$ MHz; $\sigma = 0.846$ S/m; $\epsilon_r = 45.757$; $\rho = 1000$ kg/m³

Phantom section: Flat Section

DASY5 Configuration:

- Probe: ES3DV2 - SN3019; ConvF(7.02, 7.02, 7.02) @ 362.512 MHz; Calibrated: 2020/11/16
- Sensor-Surface: 4mm (Mechanical Surface Detection)
- Electronics: DAE4 Sn772; Calibrated: 2020/11/23
- Phantom: ELI v8.0; Type: QDOVA004AA; Serial: 2051
- Measurement SW: DASY52, Version 52.10 (2); SEMCAD X Version 14.6.12 (7470)

Area Scan (71x181x1): Interpolated grid: dx=1.500 mm, dy=1.500 mm

Maximum value of SAR (interpolated) = 9.92 W/kg

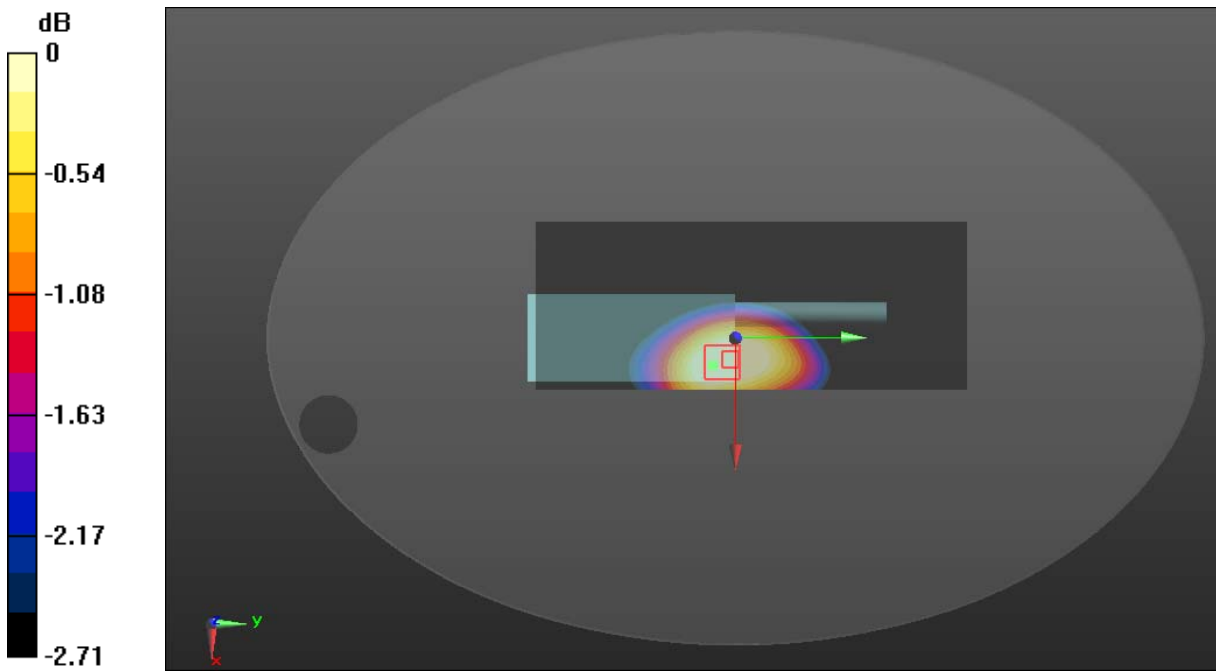
Zoom Scan (5x5x4)/Cube 0: Measurement grid: dx=8mm, dy=8mm, dz=5mm

Reference Value = 103.7 V/m; Power Drift = -0.10 dB

Peak SAR (extrapolated) = 10.9 W/kg

SAR(1 g) = 8.99 W/kg; SAR(10 g) = 7.16 W/kg

Maximum value of SAR (measured) = 9.33 W/kg



0 dB = 9.33 W/kg = 9.70 dBW/kg

Test Plot 61#: 375.0125MHz_ Body Back_ 12.5kHz

DUT: Digital Portable Radio; Type: HP702 Uv; Serial: DG2210727-31354E-SA-S2

Communication System: FM; Frequency: 375.012 MHz; Duty Cycle: 1:1

Medium parameters used: $f = 375.012$ MHz; $\sigma = 0.852$ S/m; $\epsilon_r = 45.359$; $\rho = 1000$ kg/m³

Phantom section: Flat Section

DASY5 Configuration:

- Probe: ES3DV2 - SN3019; ConvF(7.02, 7.02, 7.02) @ 375.012 MHz; Calibrated: 2020/11/16
- Sensor-Surface: 4mm (Mechanical Surface Detection)
- Electronics: DAE4 Sn772; Calibrated: 2020/11/23
- Phantom: ELI v8.0; Type: QDOVA004AA; Serial: 2051
- Measurement SW: DASY52, Version 52.10 (2); SEMCAD X Version 14.6.12 (7470)

Area Scan (71x181x1): Interpolated grid: dx=1.500 mm, dy=1.500 mm

Maximum value of SAR (interpolated) = 5.89 W/kg

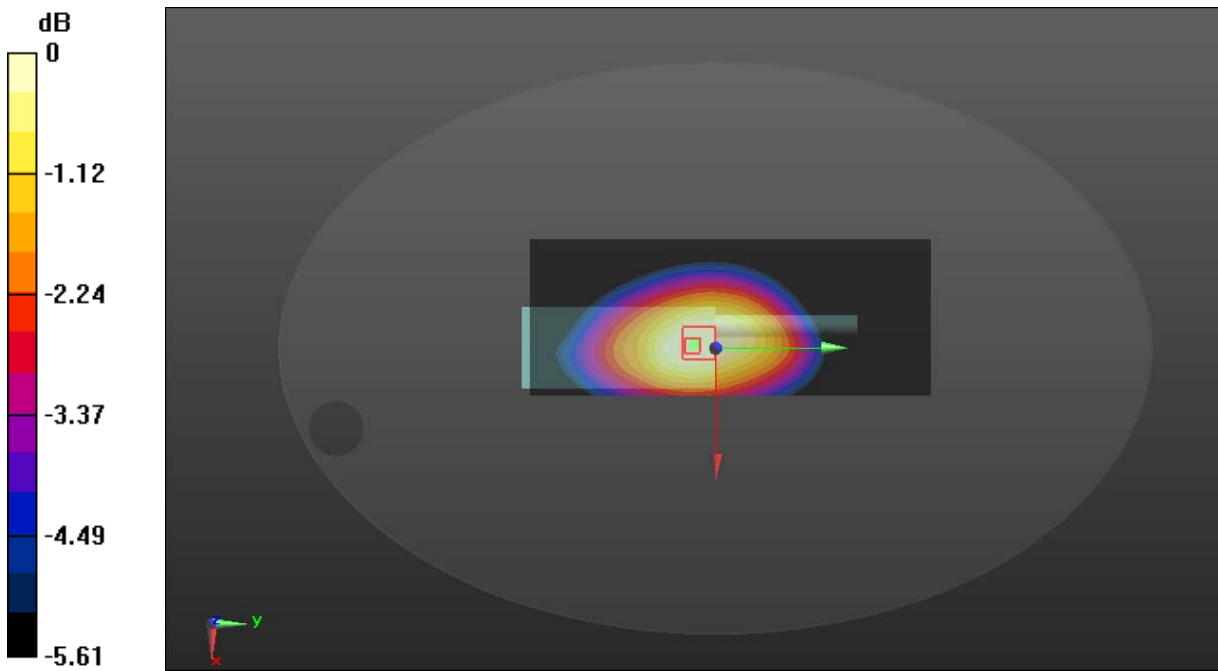
Zoom Scan (5x5x4)/Cube 0: Measurement grid: dx=8mm, dy=8mm, dz=5mm

Reference Value = 81.53 V/m; Power Drift = -0.14 dB

Peak SAR (extrapolated) = 6.65 W/kg

SAR(1 g) = 5.45 W/kg; SAR(10 g) = 4.32 W/kg

Maximum value of SAR (measured) = 5.67 W/kg



0 dB = 5.67 W/kg = 7.54 dBW/kg

Test Plot 62#: 387.4875MHz_ Body Back_12.5kHz

DUT: Digital Portable Radio; Type: HP702 Uv; Serial: DG2210727-31354E-SA-S2

Communication System: FM; Frequency: 387.488 MHz; Duty Cycle: 1:1

Medium parameters used: $f = 387.488$ MHz; $\sigma = 0.858$ S/m; $\epsilon_r = 45.168$; $\rho = 1000$ kg/m³

Phantom section: Flat Section

DASY5 Configuration:

- Probe: ES3DV2 - SN3019; ConvF(7.02, 7.02, 7.02) @ 387.488 MHz; Calibrated: 2020/11/16
- Sensor-Surface: 4mm (Mechanical Surface Detection)
- Electronics: DAE4 Sn772; Calibrated: 2020/11/23
- Phantom: ELI v8.0; Type: QDOVA004AA; Serial: 2051
- Measurement SW: DASY52, Version 52.10 (2); SEMCAD X Version 14.6.12 (7470)

Area Scan (71x181x1): Interpolated grid: dx=1.500 mm, dy=1.500 mm

Maximum value of SAR (interpolated) = 3.13 W/kg


Zoom Scan (5x5x4)/Cube 0: Measurement grid: dx=8mm, dy=8mm, dz=5mm

Reference Value = 58.29 V/m; Power Drift = -0.08 dB

Peak SAR (extrapolated) = 3.56 W/kg

SAR(1 g) = 2.92 W/kg; SAR(10 g) = 2.3 W/kg

Maximum value of SAR (measured) = 3.03 W/kg



Test Plot 63#: 399.9875MHz_ Body Back_12.5kHz

DUT: Digital Portable Radio; Type: HP702 Uv; Serial: DG2210727-31354E-SA-S2

Communication System: FM; Frequency: 399.988 MHz; Duty Cycle: 1:1

Medium parameters used: $f = 399.988 \text{ MHz}$; $\sigma = 0.861 \text{ S/m}$; $\epsilon_r = 44.798$; $\rho = 1000 \text{ kg/m}^3$

Phantom section: Flat Section

DASY5 Configuration:

- Probe: ES3DV2 - SN3019; ConvF(7.02, 7.02, 7.02) @ 399.988 MHz; Calibrated: 2020/11/16
- Sensor-Surface: 4mm (Mechanical Surface Detection)
- Electronics: DAE4 Sn772; Calibrated: 2020/11/23
- Phantom: ELI v8.0; Type: QDOVA004AA; Serial: 2051
- Measurement SW: DASY52, Version 52.10 (2); SEMCAD X Version 14.6.12 (7470)

Area Scan (71x181x1): Interpolated grid: $dx=1.500 \text{ mm}$, $dy=1.500 \text{ mm}$

Maximum value of SAR (interpolated) = 2.11 W/kg

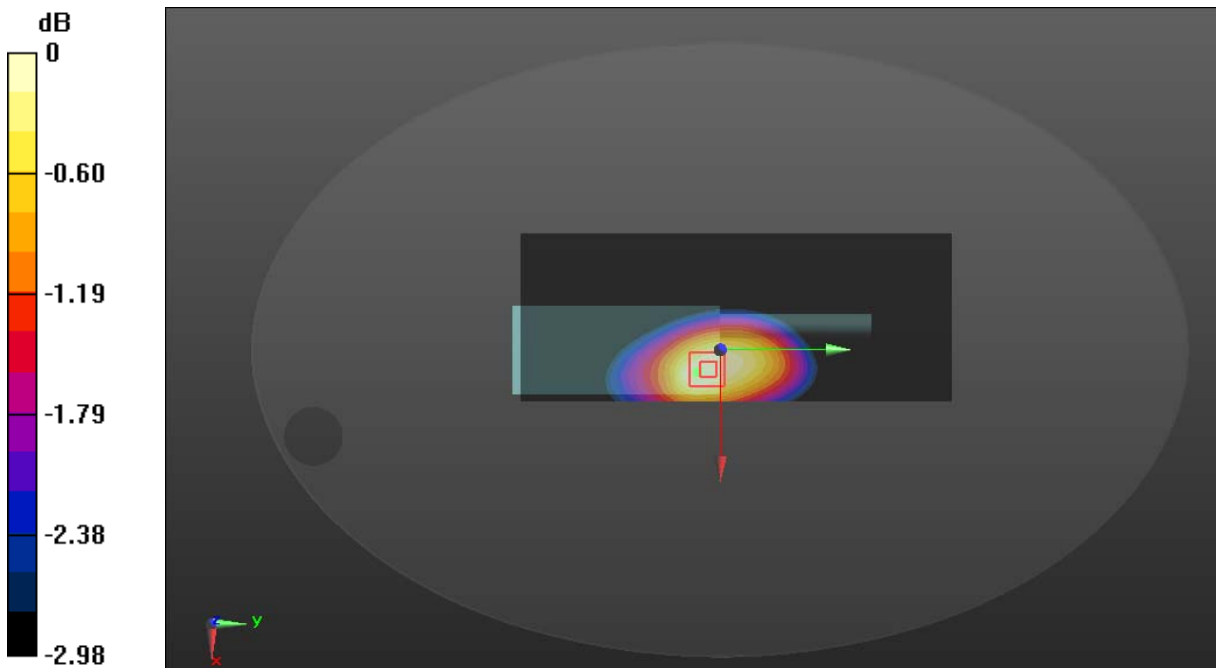
Zoom Scan (5x5x4)/Cube 0: Measurement grid: $dx=8\text{mm}$, $dy=8\text{mm}$, $dz=5\text{mm}$

Reference Value = 48.01 V/m; Power Drift = -0.07 dB

Peak SAR (extrapolated) = 2.44 W/kg

SAR(1 g) = 2 W/kg; SAR(10 g) = 1.58 W/kg

Maximum value of SAR (measured) = 2.09 W/kg



0 dB = 2.09 W/kg = 3.20 dBW/kg

Test Plot 64#: 400.0125MHz_ Body Back_ 12.5kHz

DUT: Digital Portable Radio; Type: HP702 Uv; Serial: DG2210727-31354E-SA-S2

Communication System: FM; Frequency: 400.012 MHz; Duty Cycle: 1:1

Medium parameters used: $f = 400.012$ MHz; $\sigma = 0.865$ S/m; $\epsilon_r = 44.424$; $\rho = 1000$ kg/m³

Phantom section: Flat Section

DASY5 Configuration:

- Probe: ES3DV2 - SN3019; ConvF(7.02, 7.02, 7.02) @ 400.012 MHz; Calibrated: 2020/11/16
- Sensor-Surface: 4mm (Mechanical Surface Detection)
- Electronics: DAE4 Sn772; Calibrated: 2020/11/23
- Phantom: ELI v8.0; Type: QDOVA004AA; Serial: 2051
- Measurement SW: DASY52, Version 52.10 (2); SEMCAD X Version 14.6.12 (7470)

Area Scan (71x181x1): Interpolated grid: dx=1.500 mm, dy=1.500 mm

Maximum value of SAR (interpolated) = 9.56 W/kg

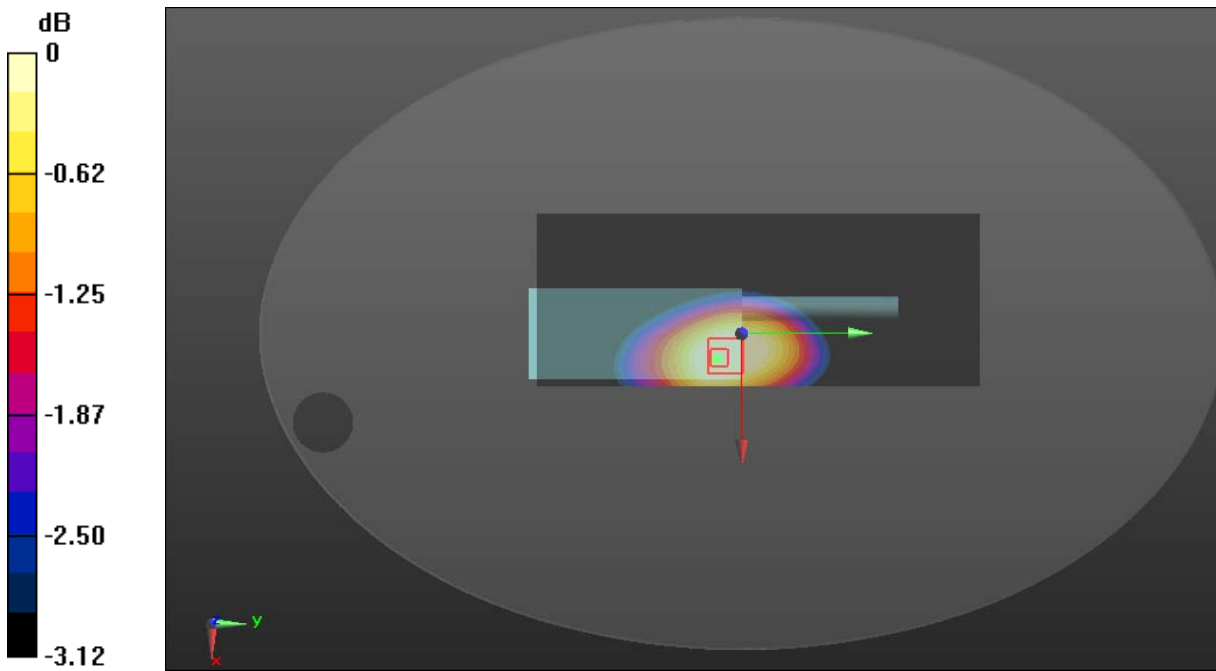
Zoom Scan (5x5x4)/Cube 0: Measurement grid: dx=8mm, dy=8mm, dz=5mm

Reference Value = 99.47 V/m; Power Drift = -0.20 dB

Peak SAR (extrapolated) = 10.4 W/kg

SAR(1 g) = 8.48 W/kg; SAR(10 g) = 6.66 W/kg

Maximum value of SAR (measured) = 8.89 W/kg



0 dB = 8.89 W/kg = 9.49 dBW/kg

Test Plot 65#: 417.5125MHz_ Body Back_12.5kHz

DUT: Digital Portable Radio; Type: HP702 Uv; Serial: DG2210727-31354E-SA-S2

Communication System: FM; Frequency: 417.512 MHz; Duty Cycle: 1:1

Medium parameters used: $f = 417.512$ MHz; $\sigma = 0.872$ S/m; $\epsilon_r = 44.065$; $\rho = 1000$ kg/m³

Phantom section: Flat Section

DASY5 Configuration:

- Probe: ES3DV2 - SN3019; ConvF(7.02, 7.02, 7.02) @ 417.512 MHz; Calibrated: 2020/11/16
- Sensor-Surface: 4mm (Mechanical Surface Detection)
- Electronics: DAE4 Sn772; Calibrated: 2020/11/23
- Phantom: ELI v8.0; Type: QDOVA004AA; Serial: 2051
- Measurement SW: DASY52, Version 52.10 (2); SEMCAD X Version 14.6.12 (7470)

Area Scan (71x181x1): Interpolated grid: dx=1.500 mm, dy=1.500 mm

Maximum value of SAR (interpolated) = 10.1 W/kg

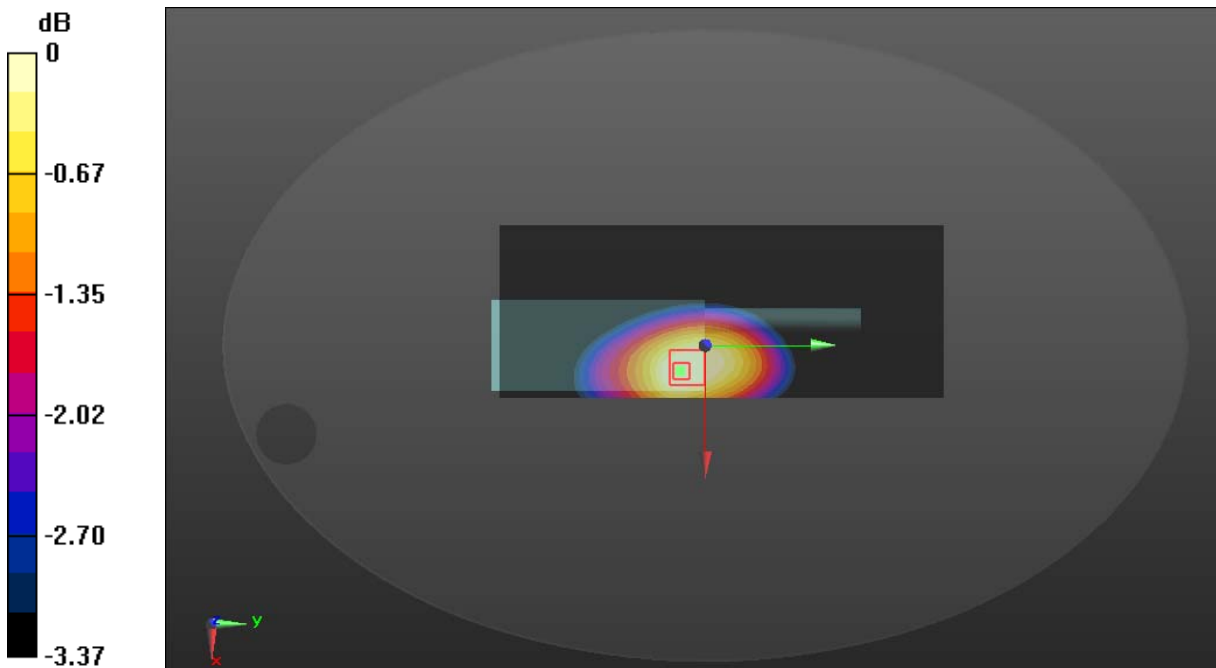
Zoom Scan (5x5x4)/Cube 0: Measurement grid: dx=8mm, dy=8mm, dz=5mm

Reference Value = 101.5 V/m; Power Drift = -0.18 dB

Peak SAR (extrapolated) = 11.3 W/kg

SAR(1 g) = 9.2 W/kg; SAR(10 g) = 7.17 W/kg

Maximum value of SAR (measured) = 9.67 W/kg



0 dB = 9.67 W/kg = 9.85 dBW/kg

Test Plot 66#: 435MHz_ Body Back_ 12.5kHz

DUT: Digital Portable Radio; Type: HP702 Uv; Serial: DG2210727-31354E-SA-S2

Communication System: FM; Frequency: 435 MHz; Duty Cycle: 1:1

Medium parameters used: $f = 435 \text{ MHz}$; $\sigma = 0.876 \text{ S/m}$; $\epsilon_r = 43.978$; $\rho = 1000 \text{ kg/m}^3$

Phantom section: Flat Section

DASY5 Configuration:

- Probe: ES3DV2 - SN3019; ConvF(7.02, 7.02, 7.02) @ 435 MHz; Calibrated: 2020/11/16
- Sensor-Surface: 4mm (Mechanical Surface Detection)
- Electronics: DAE4 Sn772; Calibrated: 2020/11/23
- Phantom: ELI v8.0; Type: QDOVA004AA; Serial: 2051
- Measurement SW: DASY52, Version 52.10 (2); SEMCAD X Version 14.6.12 (7470)

Area Scan (71x181x1): Interpolated grid: $dx=1.500 \text{ mm}$, $dy=1.500 \text{ mm}$

Maximum value of SAR (interpolated) = 10.3 W/kg

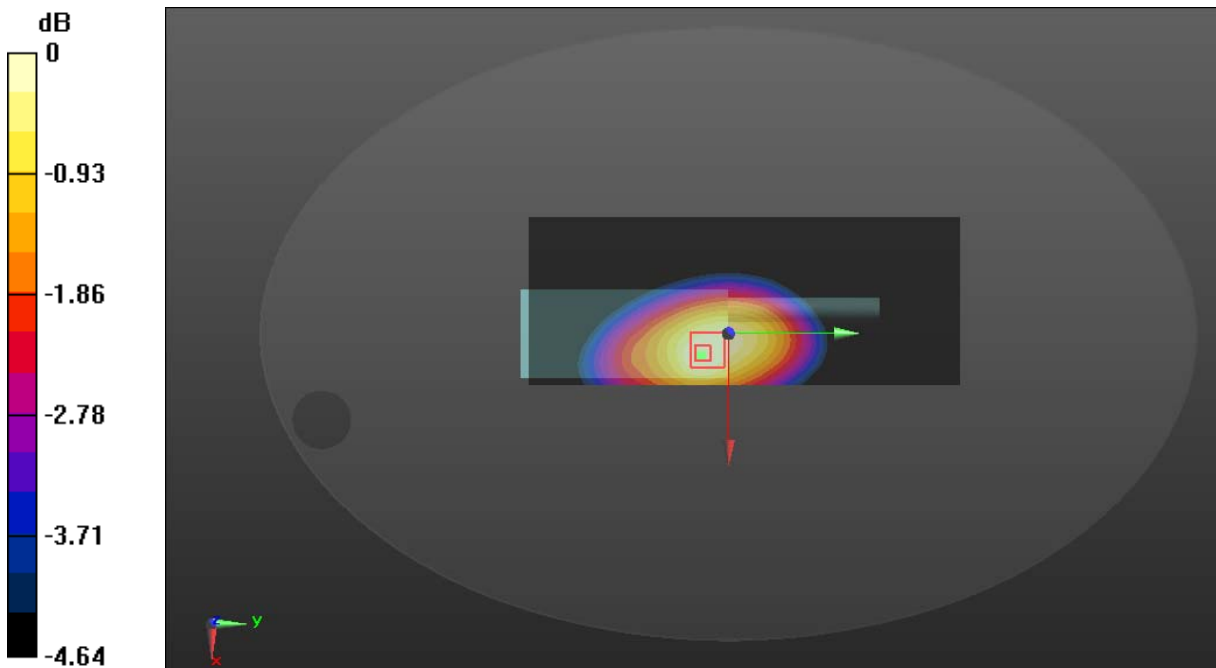
Zoom Scan (5x5x4)/Cube 0: Measurement grid: $dx=8\text{mm}$, $dy=8\text{mm}$, $dz=5\text{mm}$

Reference Value = 103.7 V/m ; Power Drift = -0.06 dB

Peak SAR (extrapolated) = 11.7 W/kg

SAR(1 g) = 9.46 W/kg ; SAR(10 g) = 7.34 W/kg

Maximum value of SAR (measured) = 9.96 W/kg



0 dB = 9.96 W/kg = 9.98 dBW/kg

Test Plot 67#: 452.4875MHz_ Body Back_ 12.5kHz

DUT: Digital Portable Radio; Type: HP702 Uv; Serial: DG2210727-31354E-SA-S2

Communication System: FM; Frequency: 452.488 MHz; Duty Cycle: 1:1

Medium parameters used: $f = 452.488$ MHz; $\sigma = 0.893$ S/m; $\epsilon_r = 43.782$; $\rho = 1000$ kg/m³

Phantom section: Flat Section

DASY5 Configuration:

- Probe: ES3DV2 - SN3019; ConvF(7.02, 7.02, 7.02) @ 452.488 MHz; Calibrated: 2020/11/16
- Sensor-Surface: 4mm (Mechanical Surface Detection)
- Electronics: DAE4 Sn772; Calibrated: 2020/11/23
- Phantom: ELI v8.0; Type: QDOVA004AA; Serial: 2051
- Measurement SW: DASY52, Version 52.10 (2); SEMCAD X Version 14.6.12 (7470)

Area Scan (71x181x1): Interpolated grid: dx=1.500 mm, dy=1.500 mm

Maximum value of SAR (interpolated) = 11.4 W/kg

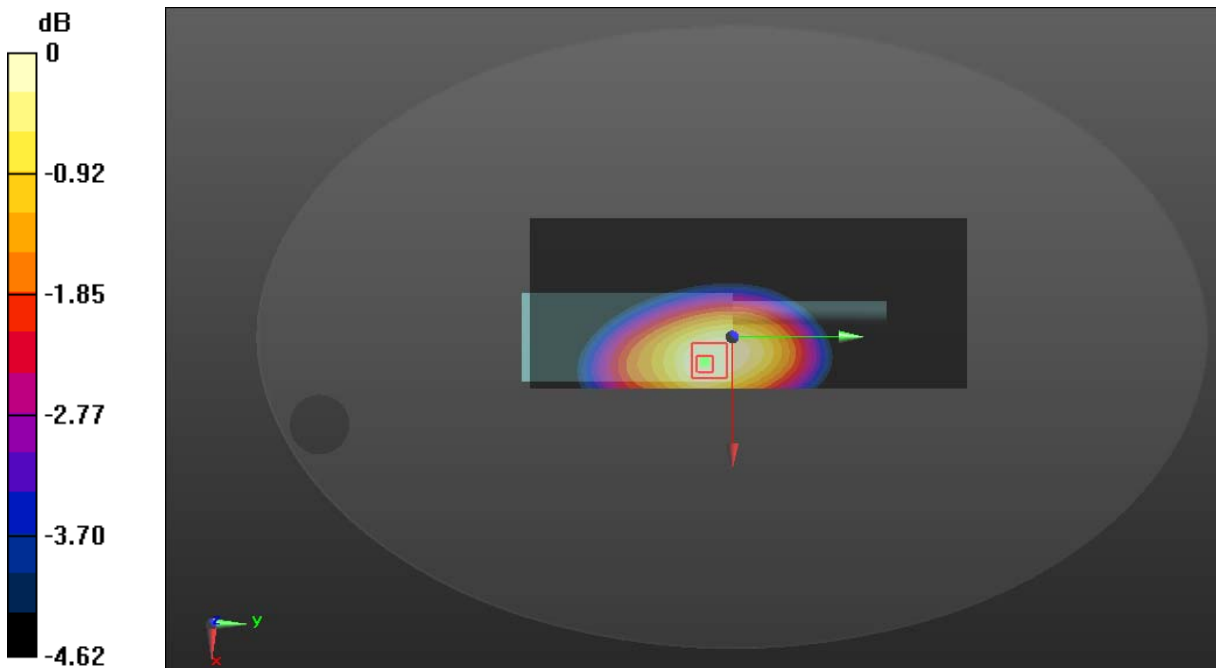
Zoom Scan (5x5x4)/Cube 0: Measurement grid: dx=8mm, dy=8mm, dz=5mm

Reference Value = 106.0 V/m; Power Drift = -0.18 dB

Peak SAR (extrapolated) = 12.7 W/kg

SAR(1 g) = 10.2 W/kg; SAR(10 g) = 7.84 W/kg

Maximum value of SAR (measured) = 10.7 W/kg



0 dB = 10.7 W/kg = 10.29 dBW/kg

Test Plot 68#: 469.9875MHz_ Body Back_12.5kHz

DUT: Digital Portable Radio; Type: HP702 Uv; Serial: DG2210727-31354E-SA-S2

Communication System: FM; Frequency: 469.988 MHz; Duty Cycle: 1:1

Medium parameters used: $f = 469.988$ MHz; $\sigma = 0.901$ S/m; $\epsilon_r = 43.416$; $\rho = 1000$ kg/m³

Phantom section: Flat Section

DASY5 Configuration:

- Probe: ES3DV2 - SN3019; ConvF(7.02, 7.02, 7.02) @ 469.988 MHz; Calibrated: 2020/11/16
- Sensor-Surface: 4mm (Mechanical Surface Detection)
- Electronics: DAE4 Sn772; Calibrated: 2020/11/23
- Phantom: ELI v8.0; Type: QDOVA004AA; Serial: 2051
- Measurement SW: DASY52, Version 52.10 (2); SEMCAD X Version 14.6.12 (7470)

Area Scan (71x181x1): Interpolated grid: dx=1.500 mm, dy=1.500 mm

Maximum value of SAR (interpolated) = 6.30 W/kg

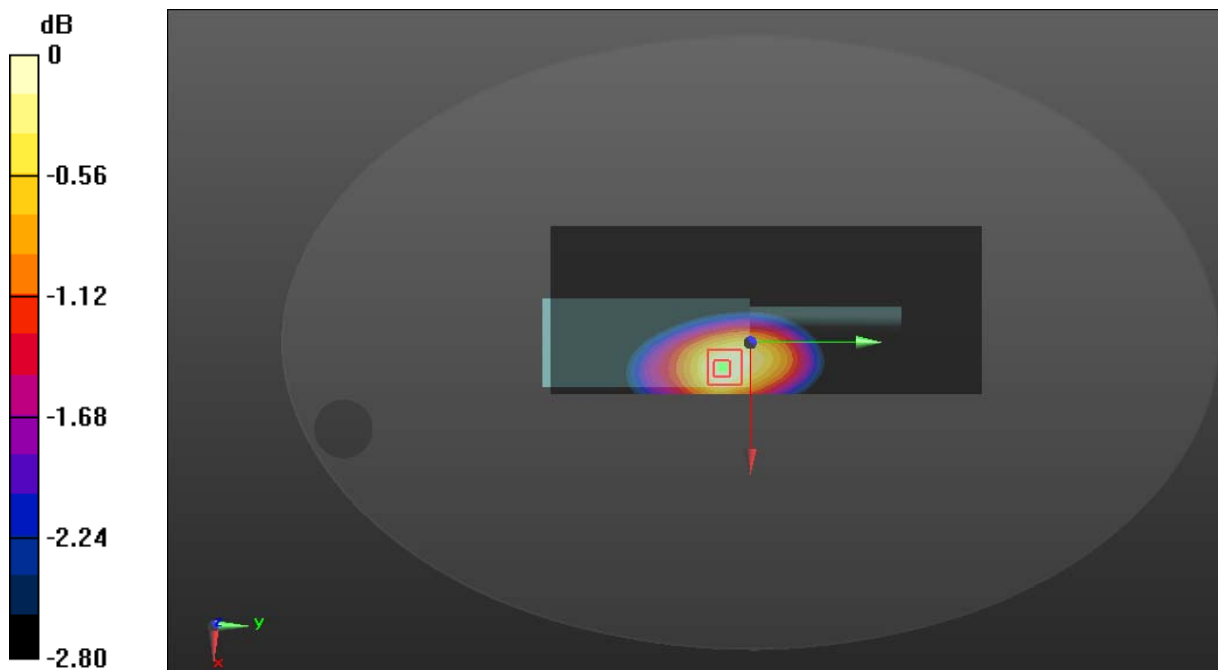
Zoom Scan (5x5x4)/Cube 0: Measurement grid: dx=8mm, dy=8mm, dz=5mm

Reference Value = 78.11 V/m; Power Drift = -0.17 dB

Peak SAR (extrapolated) = 7.18 W/kg

SAR(1 g) = 5.76 W/kg; SAR(10 g) = 4.42 W/kg

Maximum value of SAR (measured) = 6.07 W/kg



0 dB = 6.07 W/kg = 7.83 dBW/kg

Test Plot 69#: 350.0125MHz_ Body Back_ 25kHz

DUT: Digital Portable Radio; Type: HP702 Uv; Serial: DG2210727-31354E-SA-S2

Communication System: FM; Frequency: 350.012 MHz; Duty Cycle: 1:1

Medium parameters used: $f = 350.012$ MHz; $\sigma = 0.841$ S/m; $\epsilon_r = 45.896$; $\rho = 1000$ kg/m³

Phantom section: Flat Section

DASY5 Configuration:

- Probe: ES3DV2 - SN3019; ConvF(7.02, 7.02, 7.02) @ 350.012 MHz; Calibrated: 2020/11/16
- Sensor-Surface: 4mm (Mechanical Surface Detection)
- Electronics: DAE4 Sn772; Calibrated: 2020/11/23
- Phantom: ELI v8.0; Type: QDOVA004AA; Serial: 2051
- Measurement SW: DASY52, Version 52.10 (2); SEMCAD X Version 14.6.12 (7470)

Area Scan (71x181x1): Interpolated grid: dx=1.500 mm, dy=1.500 mm

Maximum value of SAR (interpolated) = 7.13 W/kg

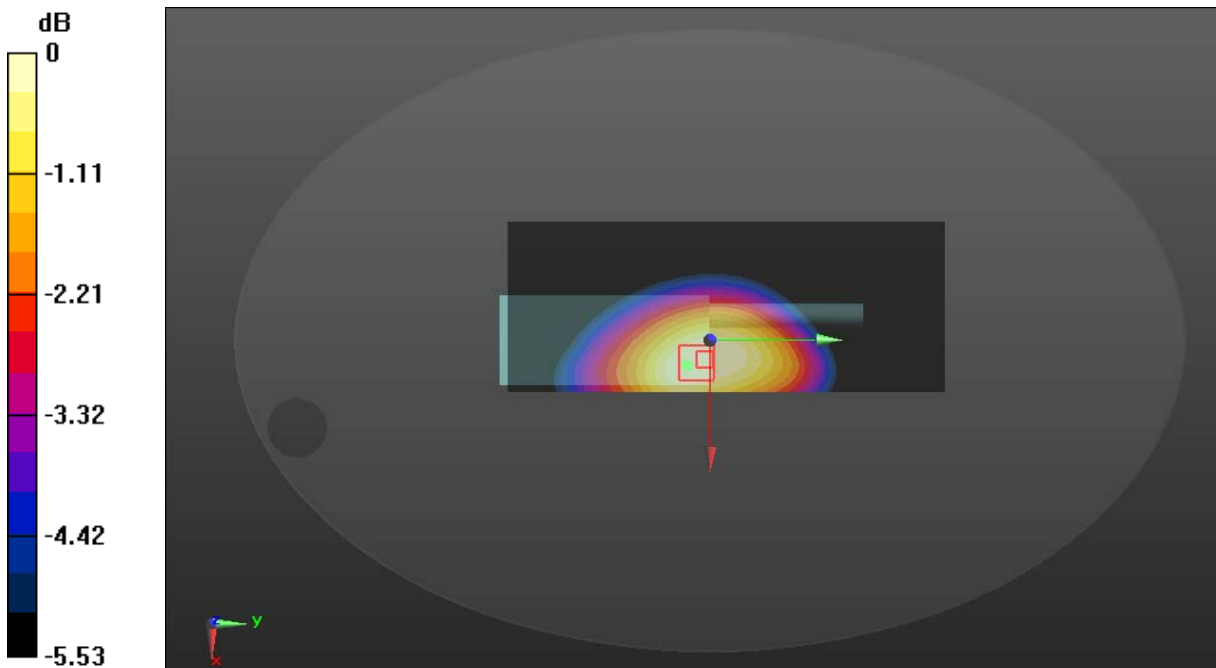
Zoom Scan (5x5x4)/Cube 0: Measurement grid: dx=8mm, dy=8mm, dz=5mm

Reference Value = 88.18 V/m; Power Drift = -0.06 dB

Peak SAR (extrapolated) = 8.19 W/kg

SAR(1 g) = 6.77 W/kg; SAR(10 g) = 5.42 W/kg

Maximum value of SAR (measured) = 7.02 W/kg



0 dB = 7.02 W/kg = 8.46 dBW/kg

Test Plot 70#: 362.5125MHz_ Body Back_ 25kHz

DUT: Digital Portable Radio; Type: HP702 Uv; Serial: DG2210727-31354E-SA-S2

Communication System: FM; Frequency: 362.512 MHz; Duty Cycle: 1:1

Medium parameters used: $f = 362.512$ MHz; $\sigma = 0.846$ S/m; $\epsilon_r = 45.757$; $\rho = 1000$ kg/m³

Phantom section: Flat Section

DASY5 Configuration:

- Probe: ES3DV2 - SN3019; ConvF(7.02, 7.02, 7.02) @ 362.512 MHz; Calibrated: 2020/11/16
- Sensor-Surface: 4mm (Mechanical Surface Detection)
- Electronics: DAE4 Sn772; Calibrated: 2020/11/23
- Phantom: ELI v8.0; Type: QDOVA004AA; Serial: 2051
- Measurement SW: DASY52, Version 52.10 (2); SEMCAD X Version 14.6.12 (7470)

Area Scan (71x181x1): Interpolated grid: dx=1.500 mm, dy=1.500 mm

Maximum value of SAR (interpolated) = 9.99 W/kg

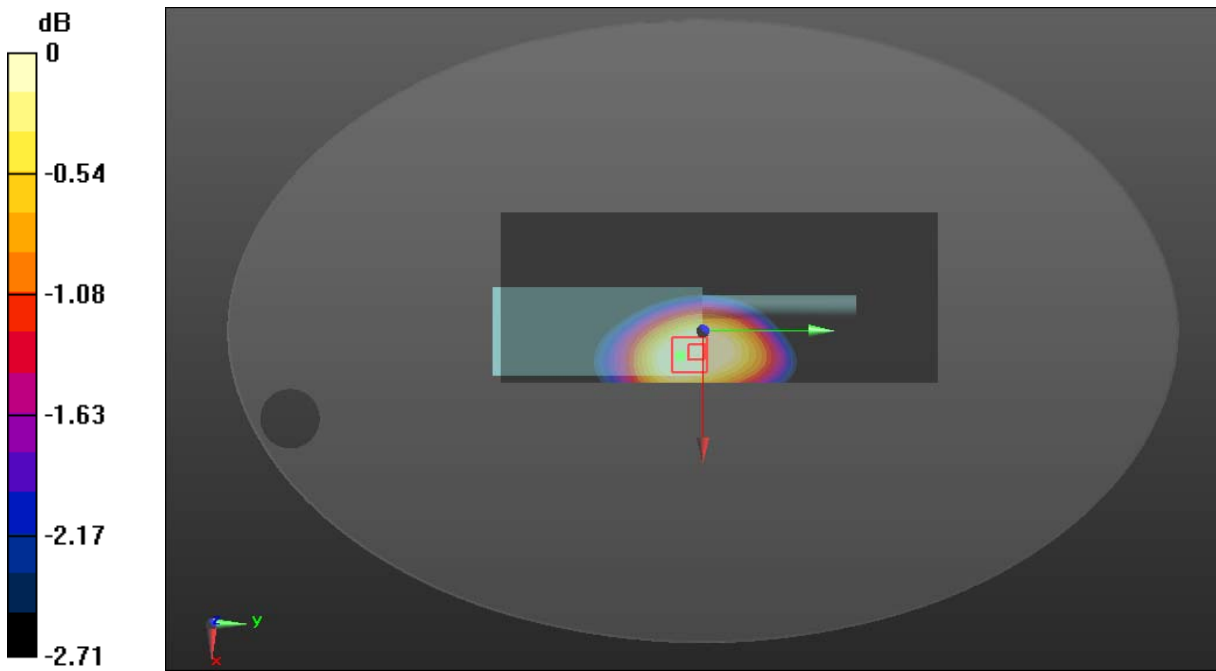
Zoom Scan (5x5x4)/Cube 0: Measurement grid: dx=8mm, dy=8mm, dz=5mm

Reference Value = 105.9 V/m; Power Drift = -0.14 dB

Peak SAR (extrapolated) = 11.1 W/kg

SAR(1 g) = 9.08 W/kg; SAR(10 g) = 7.23 W/kg

Maximum value of SAR (measured) = 9.43 W/kg



0 dB = 9.43 W/kg = 9.75 dBW/kg

Test Plot 71#: 375.0125MHz_ Body Back_ 25kHz

DUT: Digital Portable Radio; Type: HP702 Uv; Serial: DG2210727-31354E-SA-S2

Communication System: FM; Frequency: 375.012 MHz; Duty Cycle: 1:1

Medium parameters used: $f = 375.012$ MHz; $\sigma = 0.852$ S/m; $\epsilon_r = 45.359$; $\rho = 1000$ kg/m³

Phantom section: Flat Section

DASY5 Configuration:

- Probe: ES3DV2 - SN3019; ConvF(7.02, 7.02, 7.02) @ 375.012 MHz; Calibrated: 2020/11/16
- Sensor-Surface: 4mm (Mechanical Surface Detection)
- Electronics: DAE4 Sn772; Calibrated: 2020/11/23
- Phantom: ELI v8.0; Type: QDOVA004AA; Serial: 2051
- Measurement SW: DASY52, Version 52.10 (2); SEMCAD X Version 14.6.12 (7470)

Area Scan (71x181x1): Interpolated grid: dx=1.500 mm, dy=1.500 mm

Maximum value of SAR (interpolated) = 5.78 W/kg

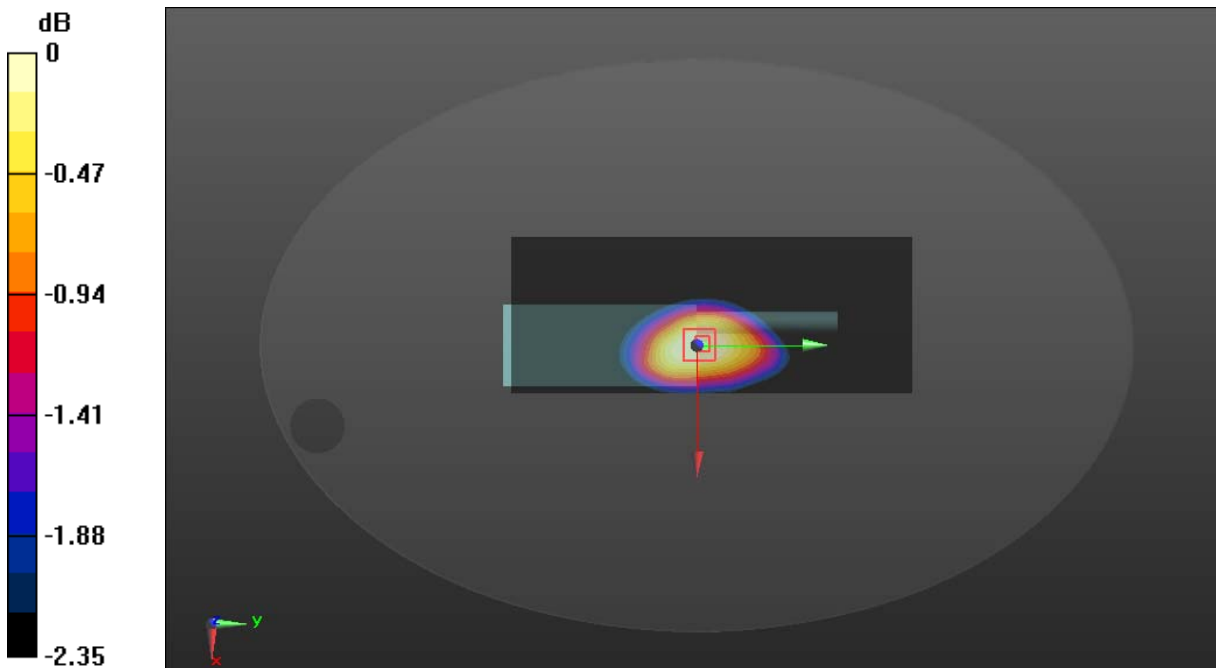
Zoom Scan (5x5x4)/Cube 0: Measurement grid: dx=8mm, dy=8mm, dz=5mm

Reference Value = 84.10 V/m; Power Drift = -0.06 dB

Peak SAR (extrapolated) = 6.51 W/kg

SAR(1 g) = 5.36 W/kg; SAR(10 g) = 4.28 W/kg

Maximum value of SAR (measured) = 5.57 W/kg



0 dB = 5.57 W/kg = 7.46 dBW/kg

Test Plot 72#: 387.4875MHz_ Body Back_25kHz

DUT: Digital Portable Radio; Type: HP702 Uv; Serial: DG2210727-31354E-SA-S2

Communication System: FM; Frequency: 387.488 MHz; Duty Cycle: 1:1

Medium parameters used: $f = 387.488 \text{ MHz}$; $\sigma = 0.858 \text{ S/m}$; $\epsilon_r = 45.168$; $\rho = 1000 \text{ kg/m}^3$

Phantom section: Flat Section

DASY5 Configuration:

- Probe: ES3DV2 - SN3019; ConvF(7.02, 7.02, 7.02) @ 387.488 MHz; Calibrated: 2020/11/16
- Sensor-Surface: 4mm (Mechanical Surface Detection)
- Electronics: DAE4 Sn772; Calibrated: 2020/11/23
- Phantom: ELI v8.0; Type: QDOVA004AA; Serial: 2051
- Measurement SW: DASY52, Version 52.10 (2); SEMCAD X Version 14.6.12 (7470)

Area Scan (71x181x1): Interpolated grid: $dx=1.500 \text{ mm}$, $dy=1.500 \text{ mm}$

Maximum value of SAR (interpolated) = 2.98 W/kg

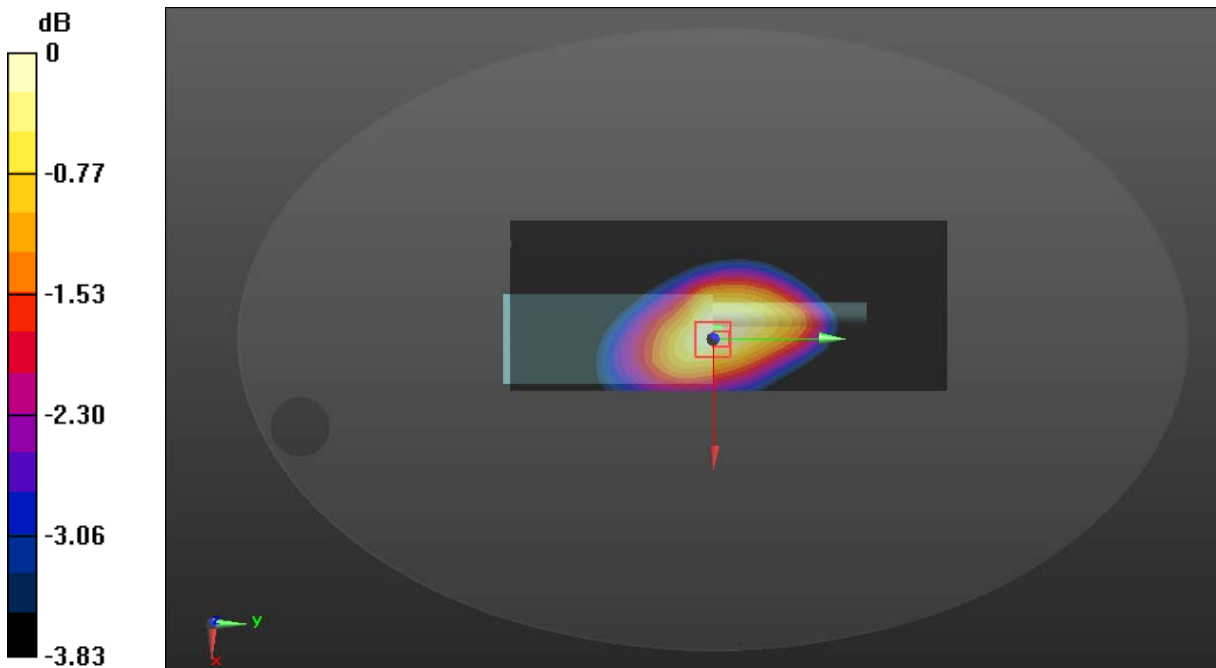
Zoom Scan (5x5x4)/Cube 0: Measurement grid: $dx=8\text{mm}$, $dy=8\text{mm}$, $dz=5\text{mm}$

Reference Value = 61.81 V/m; Power Drift = -0.15 dB

Peak SAR (extrapolated) = 6.68 W/kg

SAR(1 g) = 3.97 W/kg; SAR(10 g) = 2.23 W/kg

Maximum value of SAR (measured) = 2.98 W/kg



0 dB = 2.98 W/kg = 4.74 dBW/kg

Test Plot 73#: 399.9875MHz_ Body Back_25kHz

DUT: Digital Portable Radio; Type: HP702 Uv; Serial: DG2210727-31354E-SA-S2

Communication System: FM; Frequency: 399.988 MHz; Duty Cycle: 1:1

Medium parameters used: $f = 399.988 \text{ MHz}$; $\sigma = 0.861 \text{ S/m}$; $\epsilon_r = 44.798$; $\rho = 1000 \text{ kg/m}^3$

Phantom section: Flat Section

DASY5 Configuration:

- Probe: ES3DV2 - SN3019; ConvF(7.02, 7.02, 7.02) @ 399.988 MHz; Calibrated: 2020/11/16
- Sensor-Surface: 4mm (Mechanical Surface Detection)
- Electronics: DAE4 Sn772; Calibrated: 2020/11/23
- Phantom: ELI v8.0; Type: QDOVA004AA; Serial: 2051
- Measurement SW: DASY52, Version 52.10 (2); SEMCAD X Version 14.6.12 (7470)

Area Scan (71x181x1): Interpolated grid: $dx=1.500 \text{ mm}$, $dy=1.500 \text{ mm}$

Maximum value of SAR (interpolated) = 2.15 W/kg

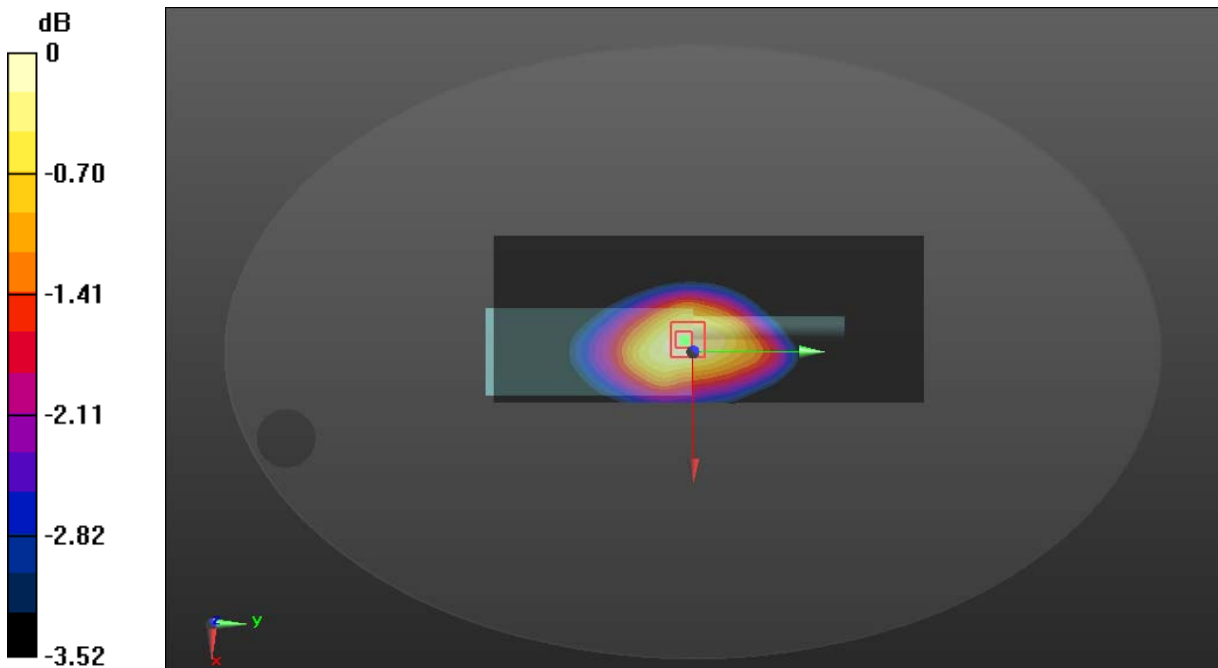
Zoom Scan (5x5x4)/Cube 0: Measurement grid: $dx=8\text{mm}$, $dy=8\text{mm}$, $dz=5\text{mm}$

Reference Value = 52.40 V/m; Power Drift = -0.05 dB

Peak SAR (extrapolated) = 2.39 W/kg

SAR(1 g) = 2.09 W/kg; SAR(10 g) = 1.67 W/kg

Maximum value of SAR (measured) = 2.19 W/kg



0 dB = 2.19 W/kg = 3.40 dBW/kg

Test Plot 74#: 400.0125MHz_ Body Back_ 25kHz

DUT: Digital Portable Radio; Type: HP702 Uv; Serial: DG2210727-31354E-SA-S2

Communication System: FM; Frequency: 400.012 MHz; Duty Cycle: 1:1

Medium parameters used: $f = 400.012$ MHz; $\sigma = 0.865$ S/m; $\epsilon_r = 44.424$; $\rho = 1000$ kg/m³

Phantom section: Flat Section

DASY5 Configuration:

- Probe: ES3DV2 - SN3019; ConvF(7.02, 7.02, 7.02) @ 400.012 MHz; Calibrated: 2020/11/16
- Sensor-Surface: 4mm (Mechanical Surface Detection)
- Electronics: DAE4 Sn772; Calibrated: 2020/11/23
- Phantom: ELI v8.0; Type: QDOVA004AA; Serial: 2051
- Measurement SW: DASY52, Version 52.10 (2); SEMCAD X Version 14.6.12 (7470)

Area Scan (71x181x1): Interpolated grid: dx=1.500 mm, dy=1.500 mm

Maximum value of SAR (interpolated) = 8.57 W/kg

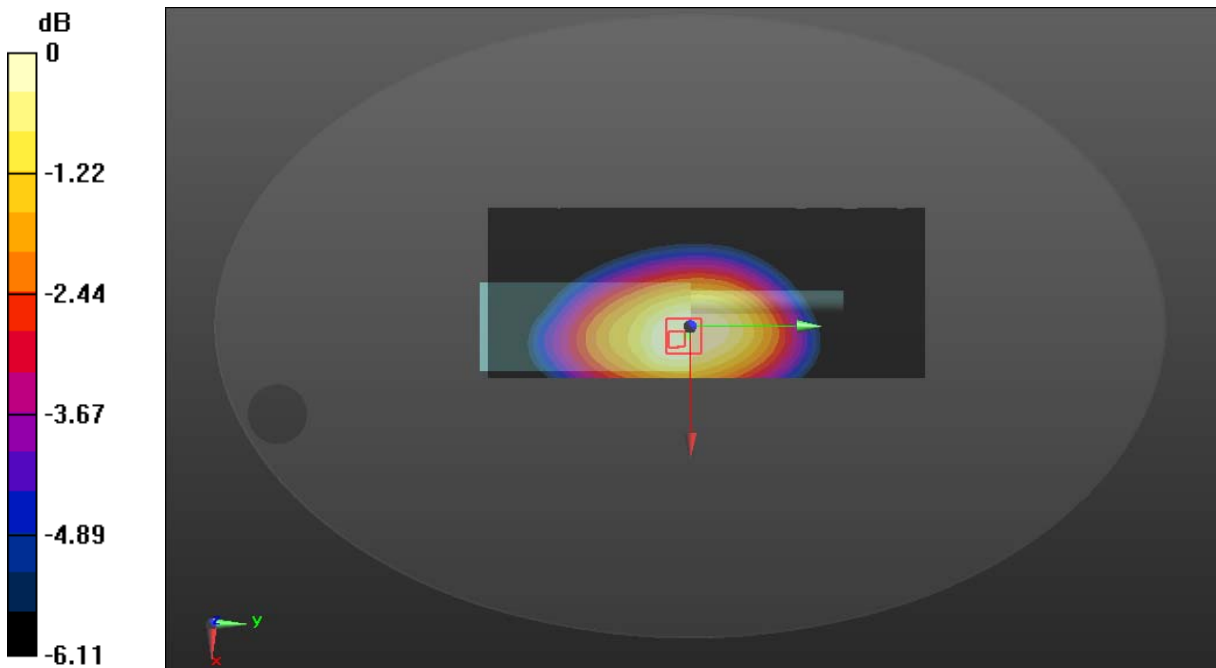
Zoom Scan (5x5x4)/Cube 0: Measurement grid: dx=8mm, dy=8mm, dz=5mm

Reference Value = 99.79 V/m; Power Drift = -0.15 dB

Peak SAR (extrapolated) = 9.77 W/kg

SAR(1 g) = 7.91 W/kg; SAR(10 g) = 6.16 W/kg

Maximum value of SAR (measured) = 8.27 W/kg



0 dB = 8.27 W/kg = 9.18 dBW/kg

Test Plot 75#: 417.5125MHz_ Body Back_ 25kHz

DUT: Digital Portable Radio; Type: HP702 Uv; Serial: DG2210727-31354E-SA-S2

Communication System: FM; Frequency: 417.512 MHz; Duty Cycle: 1:1

Medium parameters used: $f = 417.512$ MHz; $\sigma = 0.872$ S/m; $\epsilon_r = 44.065$; $\rho = 1000$ kg/m³

Phantom section: Flat Section

DASY5 Configuration:

- Probe: ES3DV2 - SN3019; ConvF(7.02, 7.02, 7.02) @ 417.512 MHz; Calibrated: 2020/11/16
- Sensor-Surface: 4mm (Mechanical Surface Detection)
- Electronics: DAE4 Sn772; Calibrated: 2020/11/23
- Phantom: ELI v8.0; Type: QDOVA004AA; Serial: 2051
- Measurement SW: DASY52, Version 52.10 (2); SEMCAD X Version 14.6.12 (7470)

Area Scan (71x181x1): Interpolated grid: dx=1.500 mm, dy=1.500 mm

Maximum value of SAR (interpolated) = 9.25 W/kg

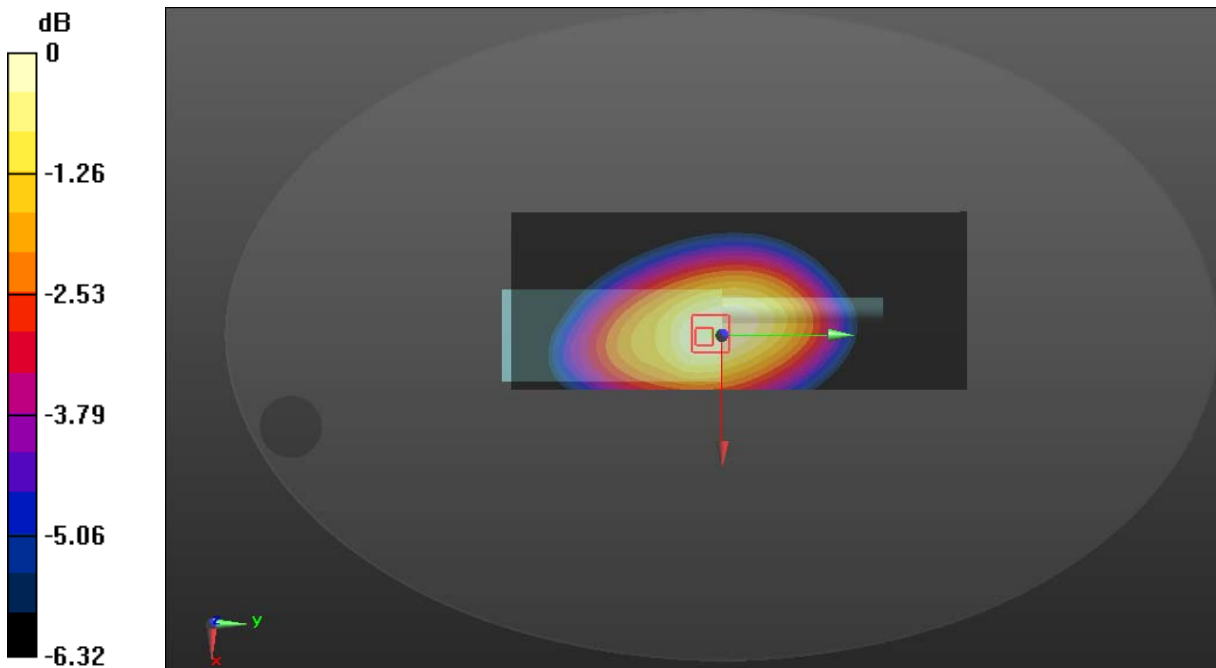
Zoom Scan (5x5x4)/Cube 0: Measurement grid: dx=8mm, dy=8mm, dz=5mm

Reference Value = 102.0 V/m; Power Drift = -0.18 dB

Peak SAR (extrapolated) = 10.7 W/kg

SAR(1 g) = 8.6 W/kg; SAR(10 g) = 6.65 W/kg

Maximum value of SAR (measured) = 9.00 W/kg



0 dB = 9.00 W/kg = 9.54 dBW/kg

Test Plot 76#: 435MHz_Body Back_25kHz

DUT: Digital Portable Radio; Type: HP702 Uv; Serial: DG2210727-31354E-SA-S2

Communication System: FM; Frequency: 435 MHz; Duty Cycle: 1:1

Medium parameters used: $f = 435$ MHz; $\sigma = 0.876$ S/m; $\epsilon_r = 43.978$; $\rho = 1000$ kg/m³

Phantom section: Flat Section

DASY5 Configuration:

- Probe: ES3DV2 - SN3019; ConvF(7.02, 7.02, 7.02) @ 435 MHz; Calibrated: 2020/11/16
- Sensor-Surface: 4mm (Mechanical Surface Detection)
- Electronics: DAE4 Sn772; Calibrated: 2020/11/23
- Phantom: ELI v8.0; Type: QDOVA004AA; Serial: 2051
- Measurement SW: DASY52, Version 52.10 (2); SEMCAD X Version 14.6.12 (7470)

Area Scan (71x181x1): Interpolated grid: dx=1.500 mm, dy=1.500 mm

Maximum value of SAR (interpolated) = 10.6 W/kg

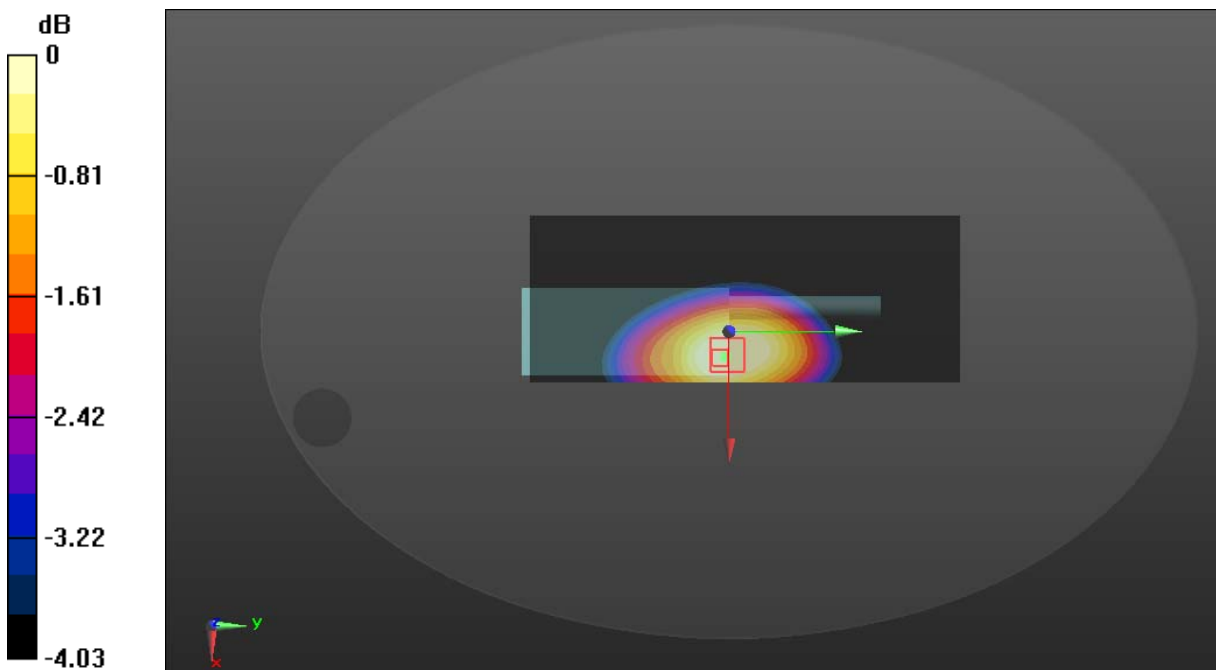
Zoom Scan (5x5x4)/Cube 0: Measurement grid: dx=8mm, dy=8mm, dz=5mm

Reference Value = 105.6 V/m; Power Drift = -0.06 dB

Peak SAR (extrapolated) = 11.7 W/kg

SAR(1 g) = 9.44 W/kg; SAR(10 g) = 7.37 W/kg

Maximum value of SAR (measured) = 9.88 W/kg



0 dB = 9.88 W/kg = 9.95 dBW/kg

Test Plot 77#: 452.4875MHz_ Body Back_25kHz

DUT: Digital Portable Radio; Type: HP702 Uv; Serial: DG2210727-31354E-SA-S2

Communication System: FM; Frequency: 452.488 MHz; Duty Cycle: 1:1

Medium parameters used: $f = 452.488$ MHz; $\sigma = 0.893$ S/m; $\epsilon_r = 43.782$; $\rho = 1000$ kg/m³

Phantom section: Flat Section

DASY5 Configuration:

- Probe: ES3DV2 - SN3019; ConvF(7.02, 7.02, 7.02) @ 452.488 MHz; Calibrated: 2020/11/16
- Sensor-Surface: 4mm (Mechanical Surface Detection)
- Electronics: DAE4 Sn772; Calibrated: 2020/11/23
- Phantom: ELI v8.0; Type: QDOVA004AA; Serial: 2051
- Measurement SW: DASY52, Version 52.10 (2); SEMCAD X Version 14.6.12 (7470)

Area Scan (71x181x1): Interpolated grid: dx=1.500 mm, dy=1.500 mm

Maximum value of SAR (interpolated) = 11.0 W/kg

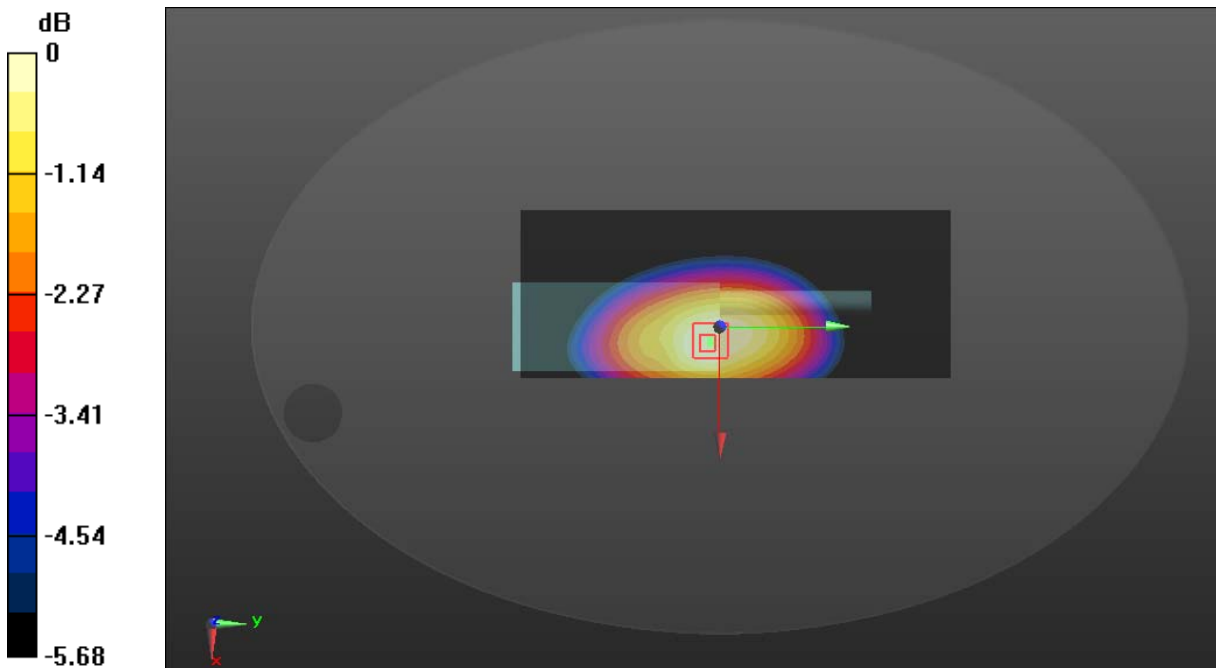
Zoom Scan (5x5x4)/Cube 0: Measurement grid: dx=8mm, dy=8mm, dz=5mm

Reference Value = 109.1 V/m; Power Drift = -0.09 dB

Peak SAR (extrapolated) = 12.7 W/kg

SAR(1 g) = 10.1 W/kg; SAR(10 g) = 7.72 W/kg

Maximum value of SAR (measured) = 10.6 W/kg



0 dB = 10.6 W/kg = 10.25 dBW/kg

Test Plot 78#: 469.9875MHz_ Body Back_ 25kHz

DUT: Digital Portable Radio; Type: HP702 Uv; Serial: DG2210727-31354E-SA-S2

Communication System: FM; Frequency: 469.988 MHz; Duty Cycle: 1:1

Medium parameters used: $f = 469.988 \text{ MHz}$; $\sigma = 0.901 \text{ S/m}$; $\epsilon_r = 43.416$; $\rho = 1000 \text{ kg/m}^3$

Phantom section: Flat Section

DASY5 Configuration:

- Probe: ES3DV2 - SN3019; ConvF(7.02, 7.02, 7.02) @ 469.988 MHz; Calibrated: 2020/11/16
- Sensor-Surface: 4mm (Mechanical Surface Detection)
- Electronics: DAE4 Sn772; Calibrated: 2020/11/23
- Phantom: ELI v8.0; Type: QDOVA004AA; Serial: 2051
- Measurement SW: DASY52, Version 52.10 (2); SEMCAD X Version 14.6.12 (7470)

Area Scan (71x181x1): Interpolated grid: $dx=1.500 \text{ mm}$, $dy=1.500 \text{ mm}$

Maximum value of SAR (interpolated) = 6.17 W/kg

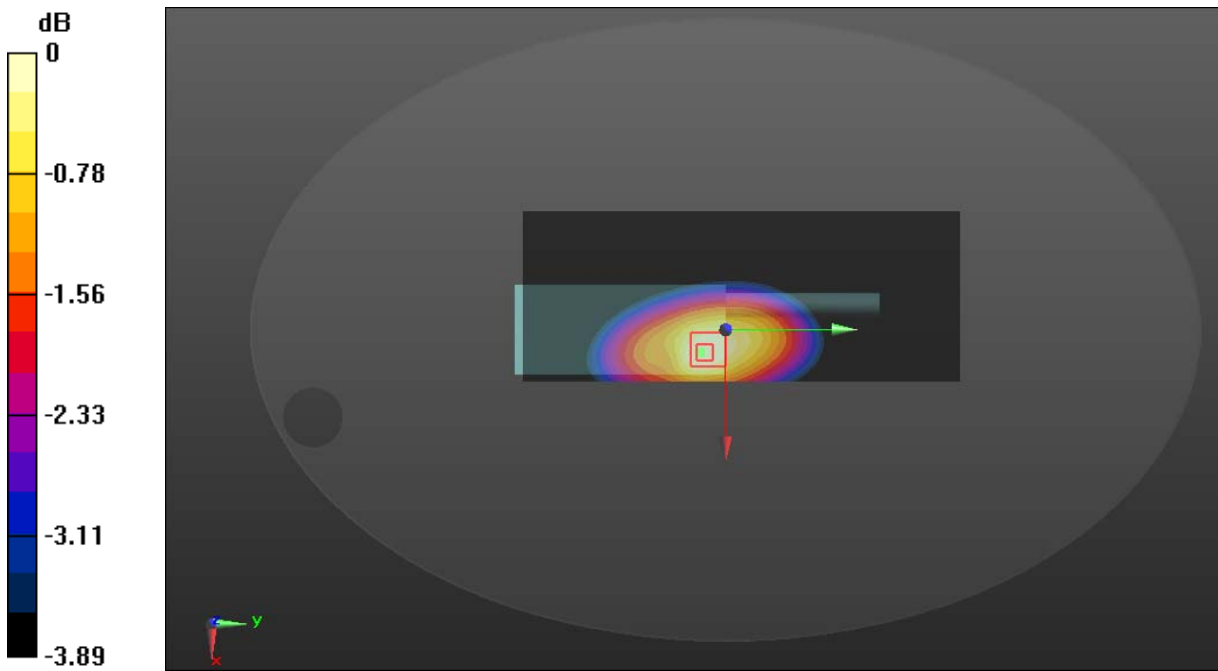
Zoom Scan (5x5x4)/Cube 0: Measurement grid: $dx=8\text{mm}$, $dy=8\text{mm}$, $dz=5\text{mm}$

Reference Value = 80.31 V/m ; Power Drift = -0.11 dB

Peak SAR (extrapolated) = 7.26 W/kg

SAR(1 g) = 5.75 W/kg ; SAR(10 g) = 4.4 W/kg

Maximum value of SAR (measured) = 6.09 W/kg



0 dB = $6.09 \text{ W/kg} = 7.85 \text{ dBW/kg}$

Test Plot 79#: 362.5125MHz_ Body Back_4FSK

DUT: Digital Portable Radio; Type: HP702 Uv; Serial: DG2210727-31354E-SA-S2

Communication System: 4FSK; Frequency: 362.512 MHz; Duty Cycle: 1:2

Medium parameters used: $f = 362.512 \text{ MHz}$; $\sigma = 0.846 \text{ S/m}$; $\epsilon_r = 45.757$; $\rho = 1000 \text{ kg/m}^3$

Phantom section: Flat Section

DASY5 Configuration:

- Probe: ES3DV2 - SN3019; ConvF(7.02, 7.02, 7.02) @ 362.512 MHz; Calibrated: 2020/11/16
- Sensor-Surface: 4mm (Mechanical Surface Detection)
- Electronics: DAE4 Sn772; Calibrated: 2020/11/23
- Phantom: ELI v8.0; Type: QDOVA004AA; Serial: 2051
- Measurement SW: DASY52, Version 52.10 (2); SEMCAD X Version 14.6.12 (7470)

Area Scan (71x181x1): Interpolated grid: $dx=1.500 \text{ mm}$, $dy=1.500 \text{ mm}$

Maximum value of SAR (interpolated) = 4.82 W/kg

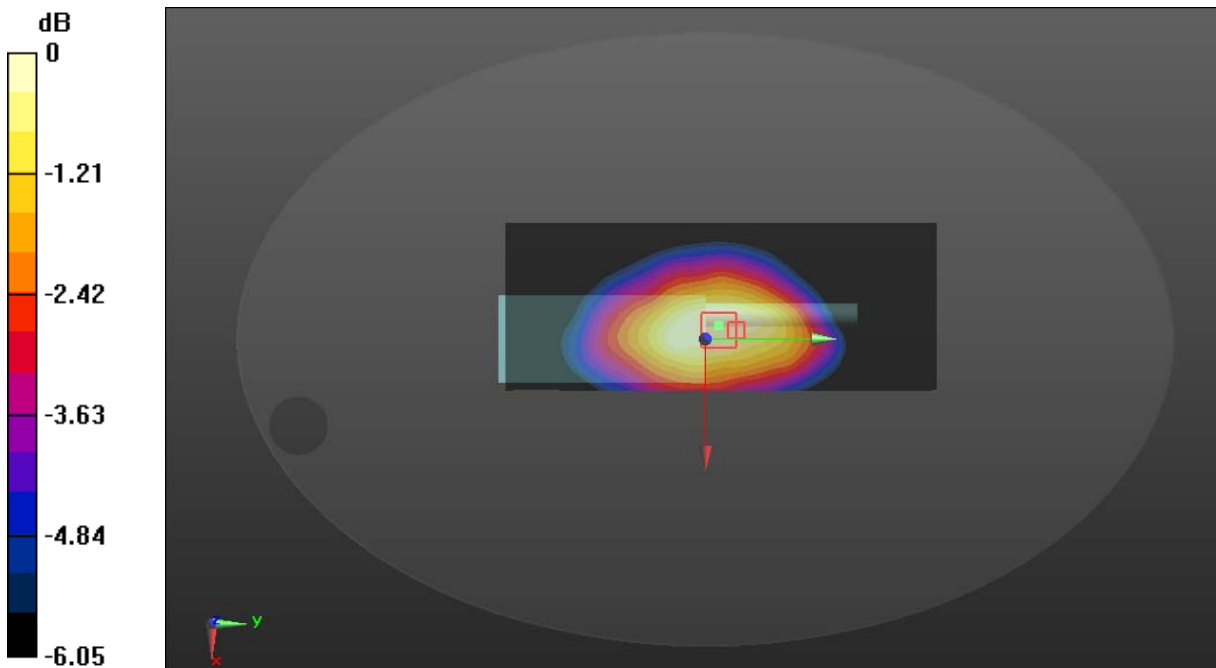
Zoom Scan (5x5x4)/Cube 0: Measurement grid: $dx=8\text{mm}$, $dy=8\text{mm}$, $dz=5\text{mm}$

Reference Value = 70.92 V/m; Power Drift = -0.08 dB

Peak SAR (extrapolated) = 5.58 W/kg

SAR(1 g) = 4.25 W/kg; SAR(10 g) = 3.32 W/kg

Maximum value of SAR (measured) = 4.48 W/kg



0 dB = 4.48 W/kg = 6.51 dBW/kg

Test Plot 80#: 452.4875MHz_ Body Back_4FSK

DUT: Digital Portable Radio; Type: HP702 Uv; Serial: DG2210727-31354E-SA-S2

Communication System: 4FSK; Frequency: 452.488 MHz; Duty Cycle: 1:2

Medium parameters used: $f = 452.488$ MHz; $\sigma = 0.893$ S/m; $\epsilon_r = 43.782$; $\rho = 1000$ kg/m³

Phantom section: Flat Section

DASY5 Configuration:

- Probe: ES3DV2 - SN3019; ConvF(7.02, 7.02, 7.02) @ 452.488 MHz; Calibrated: 2020/11/16
- Sensor-Surface: 4mm (Mechanical Surface Detection)
- Electronics: DAE4 Sn772; Calibrated: 2020/11/23
- Phantom: ELI v8.0; Type: QDOVA004AA; Serial: 2051
- Measurement SW: DASY52, Version 52.10 (2); SEMCAD X Version 14.6.12 (7470)

Area Scan (71x181x1): Interpolated grid: dx=1.500 mm, dy=1.500 mm

Maximum value of SAR (interpolated) = 5.59 W/kg

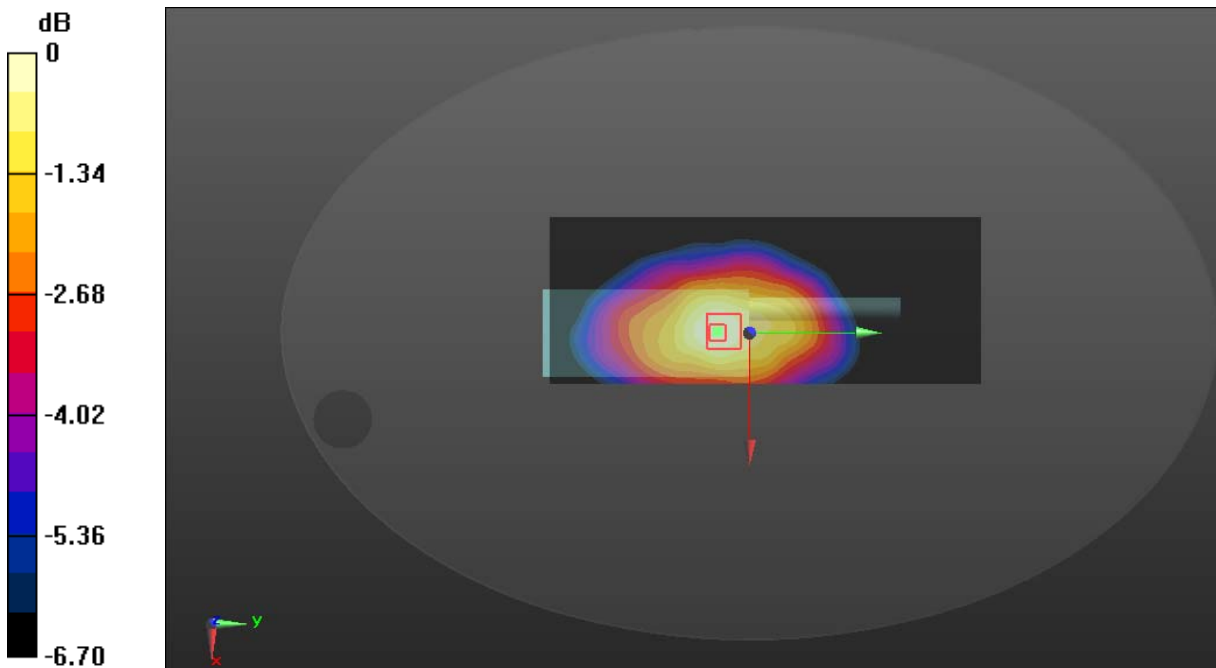
Zoom Scan (5x5x4)/Cube 0: Measurement grid: dx=8mm, dy=8mm, dz=5mm

Reference Value = 77.87 V/m; Power Drift = -0.16 dB

Peak SAR (extrapolated) = 6.44 W/kg

SAR(1 g) = 4.96 W/kg; SAR(10 g) = 3.8 W/kg

Maximum value of SAR (measured) = 5.41 W/kg



0 dB = 5.41 W/kg = 7.33 dBW/kg