


FCC Part 95B Test Setup Photographs

Description: Radiated Emission Test Setup for below 1GHz



Description: Radiated Emission Test Setup for above 1GHz



SAR Test Setup Photograph


Description: Head Front of Face with 25mm gap




Description: Head Front of Face with earphone with 25mm gap



Description: Body Back with 0mm gap



Description: Body Back with earphone with 0mm gap



FCC Part 15B Test Setup Photographs


Test Mode: Mode 2

Description: Front View of Conducted Emission Test Setup for Power Port




Test Mode: Mode 2

Description: Back View of Conducted Emission Test Setup for Power Port




Test Mode: Mode 1

Description: Radiated Emission Test Setup for below 1GHz




Test Mode: Mode 1

Description: Radiated Emission Test Setup for above 1GHz



Test Mode: Mode 2

Description: Radiated Emission Test Setup for below 1GHz



Test Mode: Mode 2

Description: Radiated Emission Test Setup for above 1GHz

