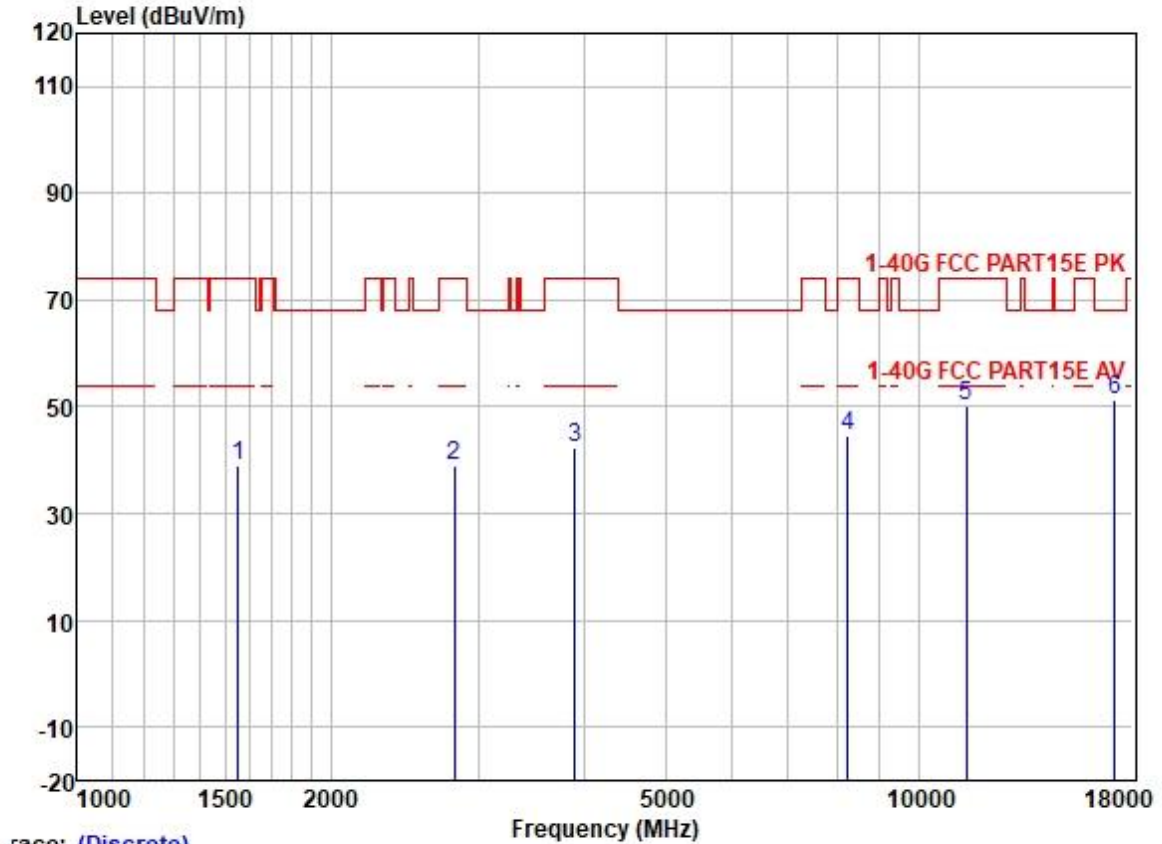
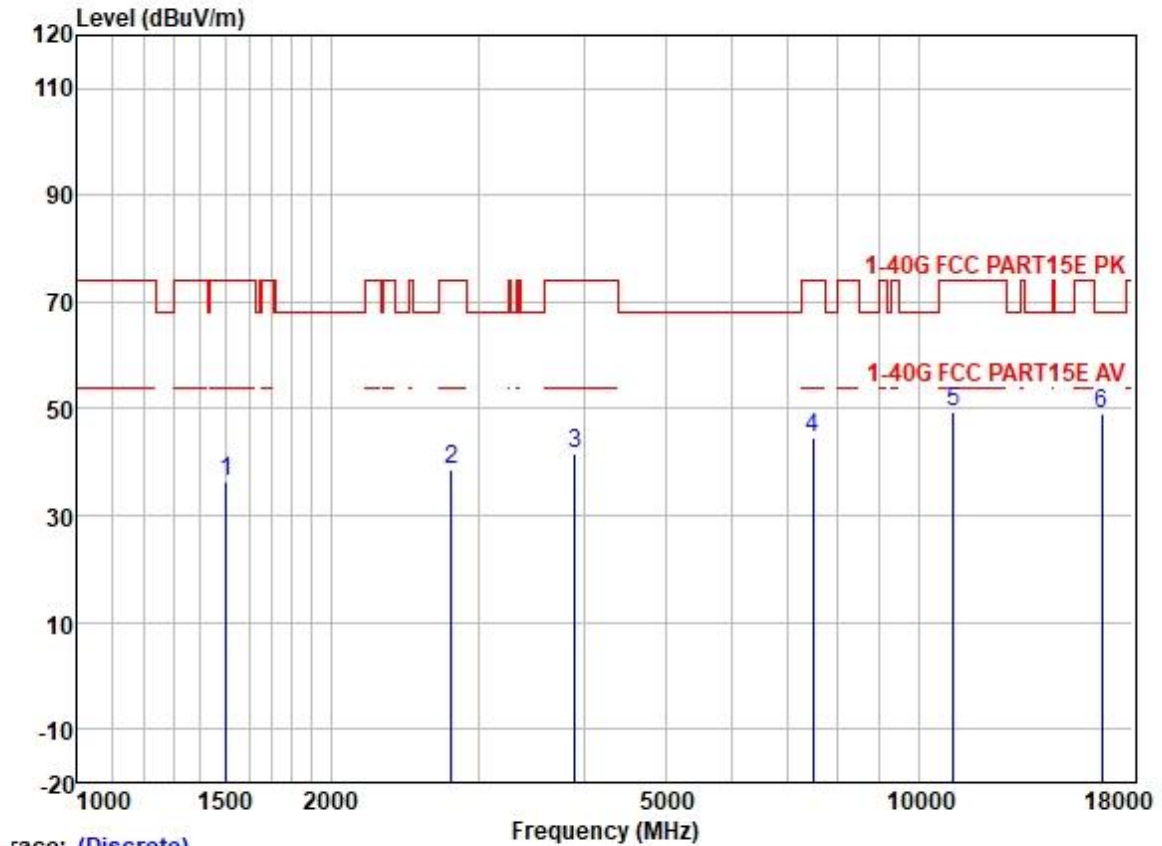


Test Mode: 08; Polarity: Vertical; Modulation:802.11a; Bandwidth:20MHz; Channel:High;



	Freq	Read	Antenna	Cable	Preamp	Limit	Over		
	MHz	Level	Factor	Loss	Factor	Line	Limit	Pol/Phase	Remark
	MHz	dBuV	dB/m	dB	dB	dBuV/m	dBuV/m	dB	
1	1551.677	48.63	25.54	2.80	38.03	38.94	74.00	-35.06	VERTICAL Peak
2	2806.288	44.58	28.15	3.70	37.41	39.02	74.00	-34.98	VERTICAL Peak
3	3901.516	44.93	29.69	4.60	36.82	42.40	74.00	-31.60	VERTICAL Peak
4	8248.005	38.73	37.00	6.43	37.59	44.57	74.00	-29.43	VERTICAL Peak
5	11400.180	39.24	39.94	8.28	37.16	50.30	74.00	-23.70	VERTICAL Peak
6	17100.210	34.80	42.32	9.63	35.34	51.41	68.20	-16.79	VERTICAL Peak

Test Mode: 08; Polarity: Vertical; Modulation:802.11a; Bandwidth:20MHz; Channel:Low;



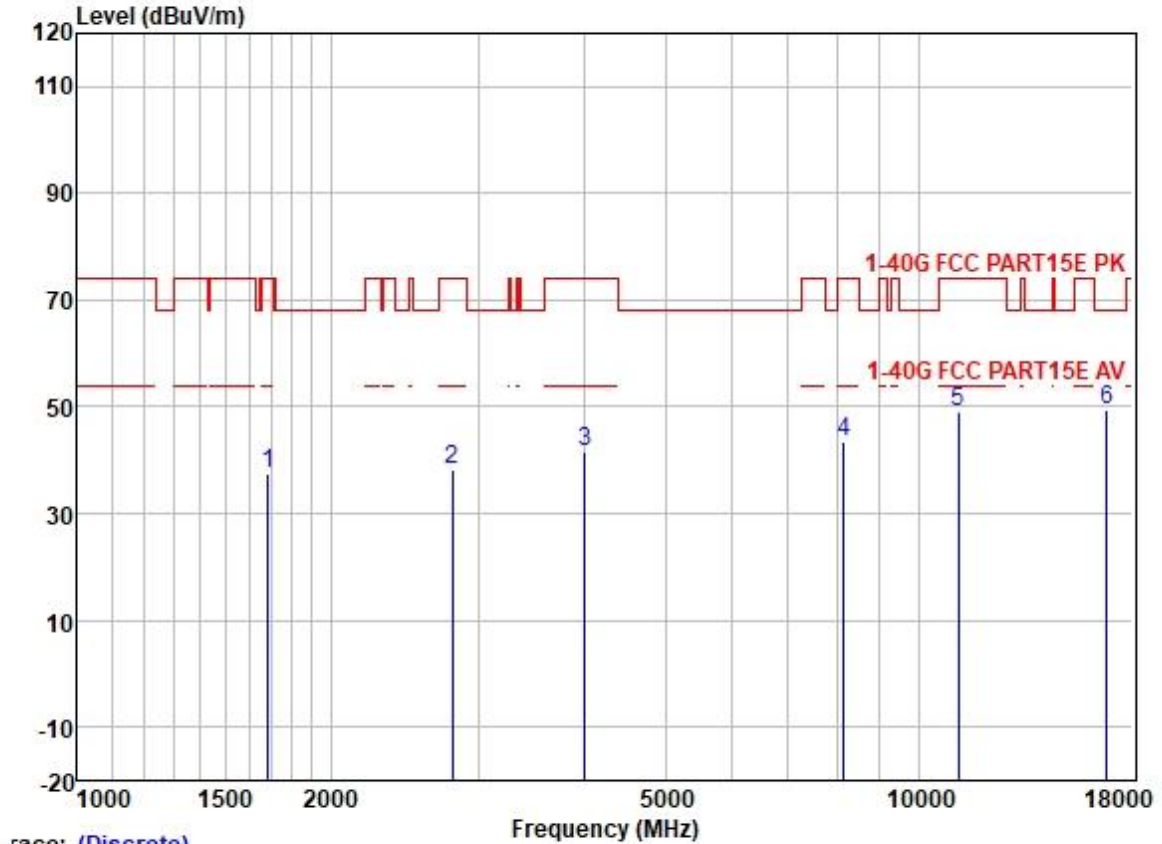
	Freq	Read	Antenna	Cable	Preamp	Limit	Over		
	MHz	Level	Factor	Loss	Factor	Line	Limit	Pol/Phase	Remark
	MHz	dBuV	dB/m	dB	dB	dBuV/m	dBuV/m	dB	
1	1503.119	46.17	25.50	2.80	38.10	36.37	74.00	-37.63	VERTICAL Peak
2	2782.060	44.24	28.10	3.69	37.43	38.60	74.00	-35.40	VERTICAL Peak
3	3901.516	43.98	29.69	4.60	36.82	41.45	74.00	-32.55	VERTICAL Peak
4	7497.646	39.44	36.40	6.26	37.49	44.61	74.00	-29.39	VERTICAL Peak
5	11000.160	38.72	40.10	7.71	37.25	49.28	74.00	-24.72	VERTICAL Peak
6	16500.990	35.34	39.60	9.44	35.38	49.00	68.20	-19.20	VERTICAL Peak



Unless otherwise agreed in writing, this document is issued by the Company subject to its General Conditions of Service printed overleaf, available on request or accessible at <http://www.sgs.com/en/Terms-and-Conditions.aspx> and, for electronic format documents, subject to Terms and Conditions for Electronic Documents at <http://www.sgs.com/en/Terms-and-Conditions/Terms-e-Documents.aspx>. Attention is drawn to the limitation of liability, indemnification and jurisdiction issues defined therein. Any holder of this document is advised that information contained hereon reflects the Company's findings at the time of its intervention only and within the limits of Client's instructions, if any. The Company's sole responsibility is to its Client and this document does not exonerate parties to a transaction from exercising all their rights and obligations under the transaction documents. This document cannot be reproduced except in full, without prior written approval of the Company. Any unauthorized alteration, forgery or falsification of the content or appearance of this document is unlawful and offenders may be prosecuted to the fullest extent of the law. Unless otherwise stated the results shown in this test report refer only to the sample(s) tested and such sample(s) are retained for 30 days only.

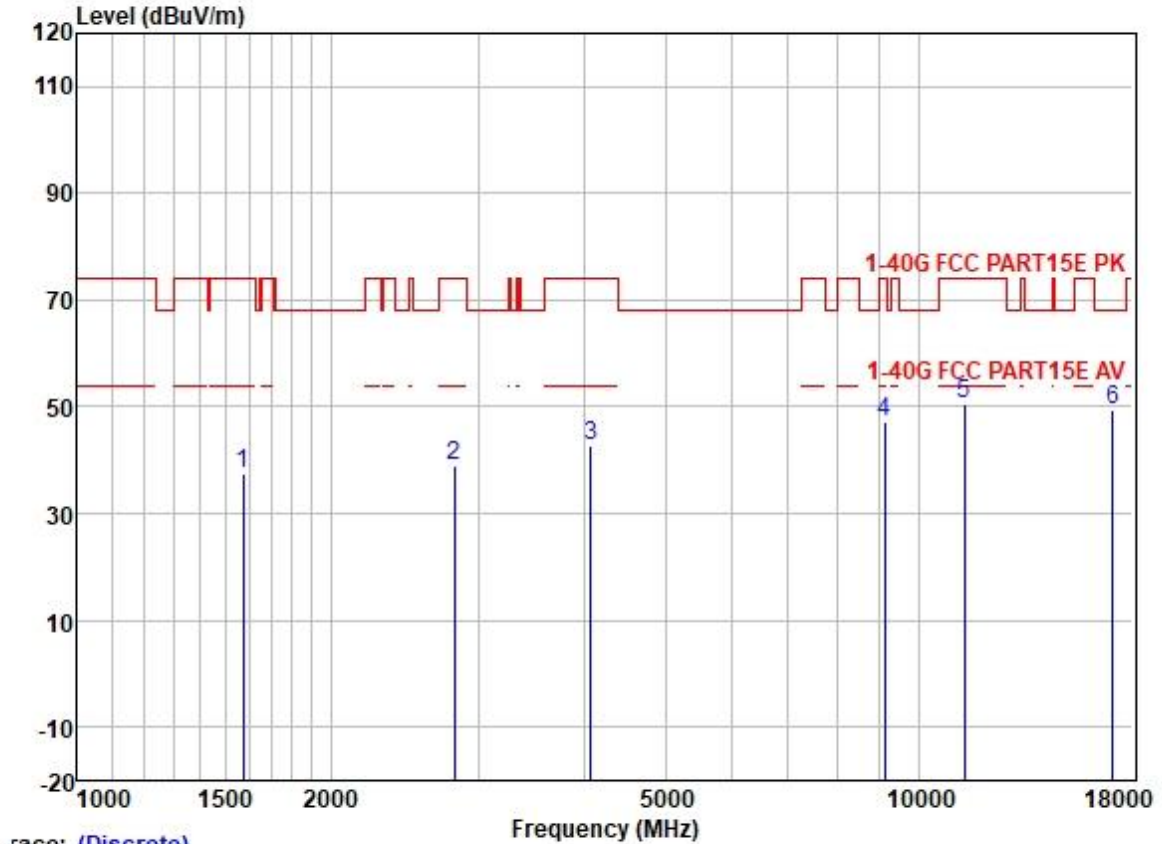
Attention: To check the authenticity of testing /inspection report & certificate, please contact us at telephone: (86-755) 8307 1443, or email: CN.Doccheck@sgs.com

Test Mode: 08; Polarity: Vertical; Modulation:802.11a; Bandwidth:20MHz; Channel:middle;



	Freq	ReadAntenna	Cable	Preamp		Limit	Over			
	MHz	Level	Factor	Loss	Factor	Level	Line	Limit	Pol/Phase	Remark
	MHz	dBuV	dB/m	dB	dB	dBuV/m	dBuV/m	dB		
1	1687.347	46.83	25.69	2.80	37.91	37.41	74.00	-36.59	VERTICAL	Peak
2	2790.113	43.72	28.12	3.69	37.41	38.12	74.00	-35.88	VERTICAL	Peak
3	4015.929	44.03	29.82	4.60	36.80	41.65	74.00	-32.35	VERTICAL	Peak
4	8153.195	37.79	36.96	6.30	37.59	43.46	74.00	-30.54	VERTICAL	Peak
5	11160.800	38.39	40.04	7.90	37.21	49.12	74.00	-24.88	VERTICAL	Peak
6	16740.640	35.00	40.49	9.41	35.37	49.53	68.20	-18.67	VERTICAL	Peak

Test Mode: 08; Polarity: Vertical; Modulation:802.11n; Bandwidth:40MHz; Channel:High;



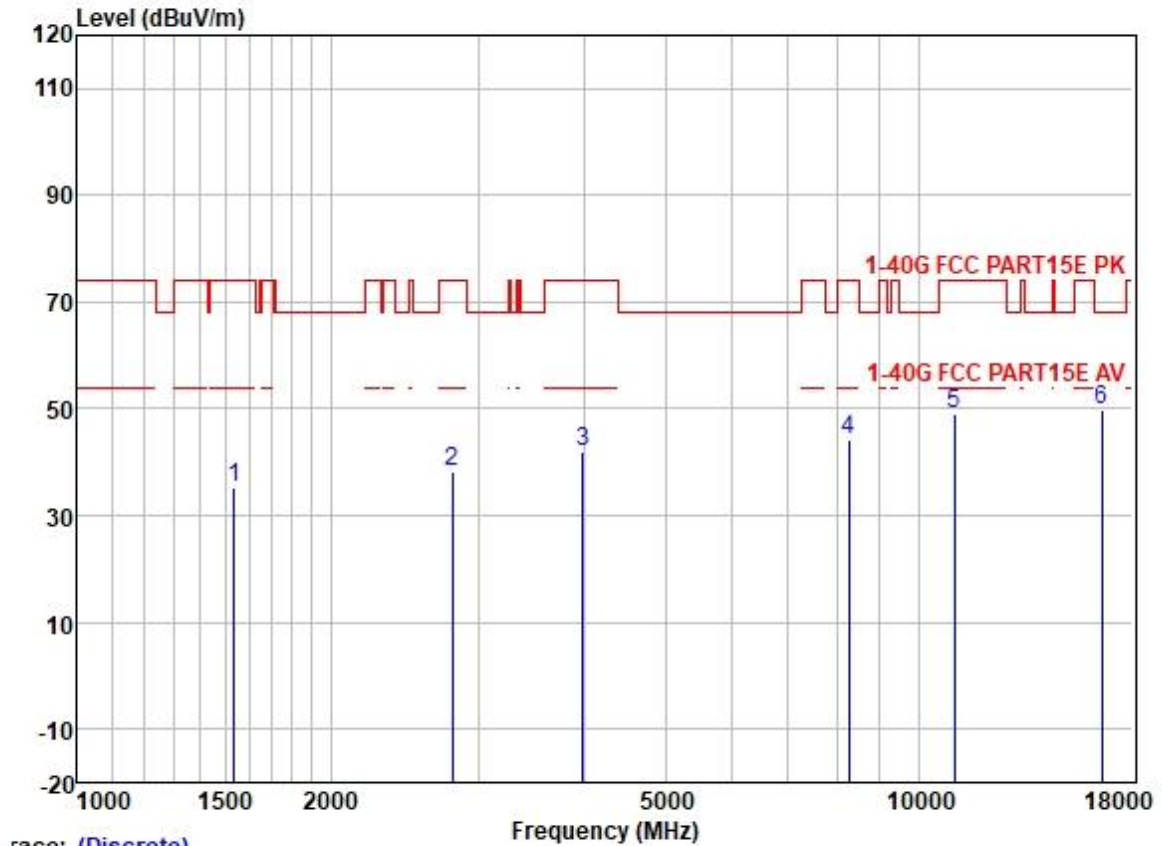
	Freq	Read	Antenna	Cable	Preamp	Limit	Over		
	MHz	Level	Factor	Loss	Factor	Line	Limit	Pol/Phase	Remark
	MHz	dBuV	dB/m	dB	dB	dBuV/m	dBuV/m	dB	
1	1574.265	47.23	25.56	2.80	38.00	37.59	74.00	-36.41	VERTICAL Peak
2	2806.288	44.58	28.15	3.70	37.41	39.02	74.00	-34.98	VERTICAL Peak
3	4074.388	44.97	29.90	4.60	36.80	42.67	74.00	-31.33	VERTICAL Peak
4	9126.063	39.78	37.59	7.46	37.47	47.36	74.00	-26.64	VERTICAL Peak
5	11340.350	39.44	39.97	8.18	37.17	50.42	74.00	-23.58	VERTICAL Peak
6	17010.730	33.69	41.75	9.39	35.35	49.48	68.20	-18.72	VERTICAL Peak



Unless otherwise agreed in writing, this document is issued by the Company subject to its General Conditions of Service printed overleaf, available on request or accessible at <http://www.sgs.com/en/Terms-and-Conditions.aspx> and, for electronic format documents, subject to Terms and Conditions for Electronic Documents at <http://www.sgs.com/en/Terms-and-Conditions/Terms-e-Documents.aspx>. Attention is drawn to the limitation of liability, indemnification and jurisdiction issues defined therein. Any holder of this document is advised that information contained hereon reflects the Company's findings at the time of its intervention only and within the limits of Client's instructions, if any. The Company's sole responsibility is to its Client and this document does not exonerate parties to a transaction from exercising all their rights and obligations under the transaction documents. This document cannot be reproduced except in full, without prior written approval of the Company. Any unauthorized alteration, forgery or falsification of the content or appearance of this document is unlawful and offenders may be prosecuted to the fullest extent of the law. Unless otherwise stated the results shown in this test report refer only to the sample(s) tested and such sample(s) are retained for 30 days only.

Attention: To check the authenticity of testing /inspection report & certificate, please contact us at telephone: (86-755) 8307 1443, or email: CN.Doccheck@sgs.com

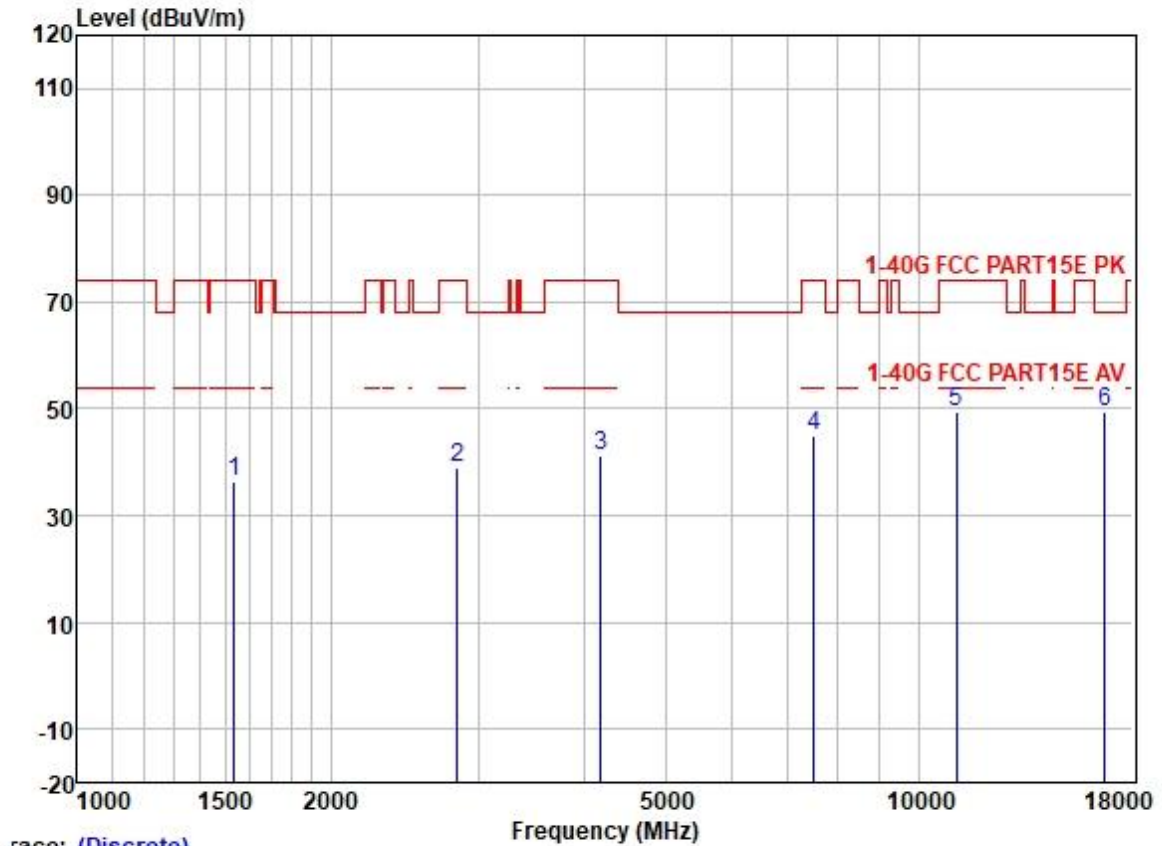
Test Mode: 08; Polarity: Vertical; Modulation:802.11n; Bandwidth:40MHz; Channel:Low;



Trace: (Discrete)

	Freq	Read	Antenna	Cable	Preamp		Limit	Over		
	MHz	Level	Factor	Loss	Factor	Level	Line	Limit	Pol/Phase	Remark
	MHz	dBuV	dB/m	dB	dB	dBuV/m	dBuV/m	dB		
1	1538.281	44.83	25.53	2.80	38.03	35.13	74.00	-38.87	VERTICAL	Peak
2	2790.113	43.78	28.12	3.69	37.41	38.18	74.00	-35.82	VERTICAL	Peak
3	3992.781	44.36	29.79	4.60	36.80	41.95	74.00	-32.05	VERTICAL	Peak
4	8271.880	38.23	37.01	6.46	37.58	44.12	74.00	-29.88	VERTICAL	Peak
5	11020.100	38.52	40.10	7.71	37.24	49.09	74.00	-24.91	VERTICAL	Peak
6	16530.040	35.88	39.76	9.44	35.38	49.70	68.20	-18.50	VERTICAL	Peak

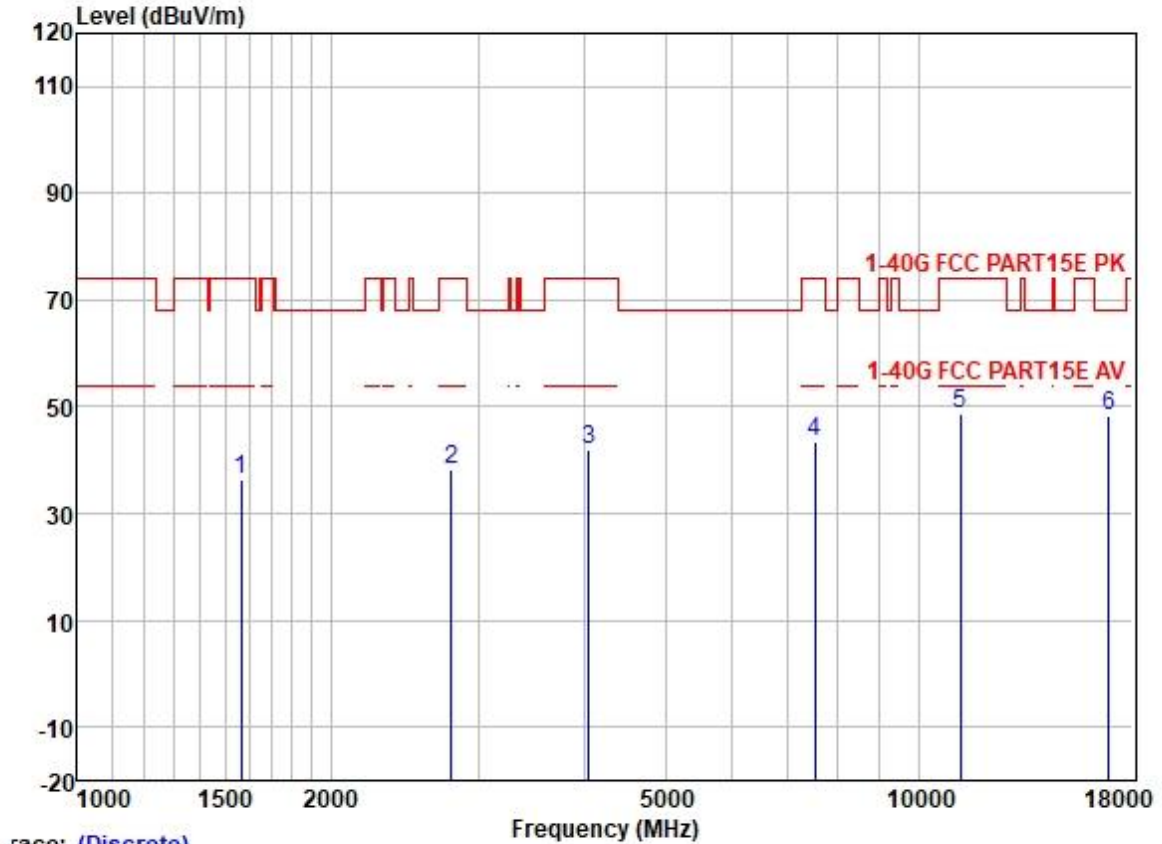
Test Mode: 08; Polarity: Vertical; Modulation:802.11n; Bandwidth:40MHz; Channel:middle;



race: (Discrete)

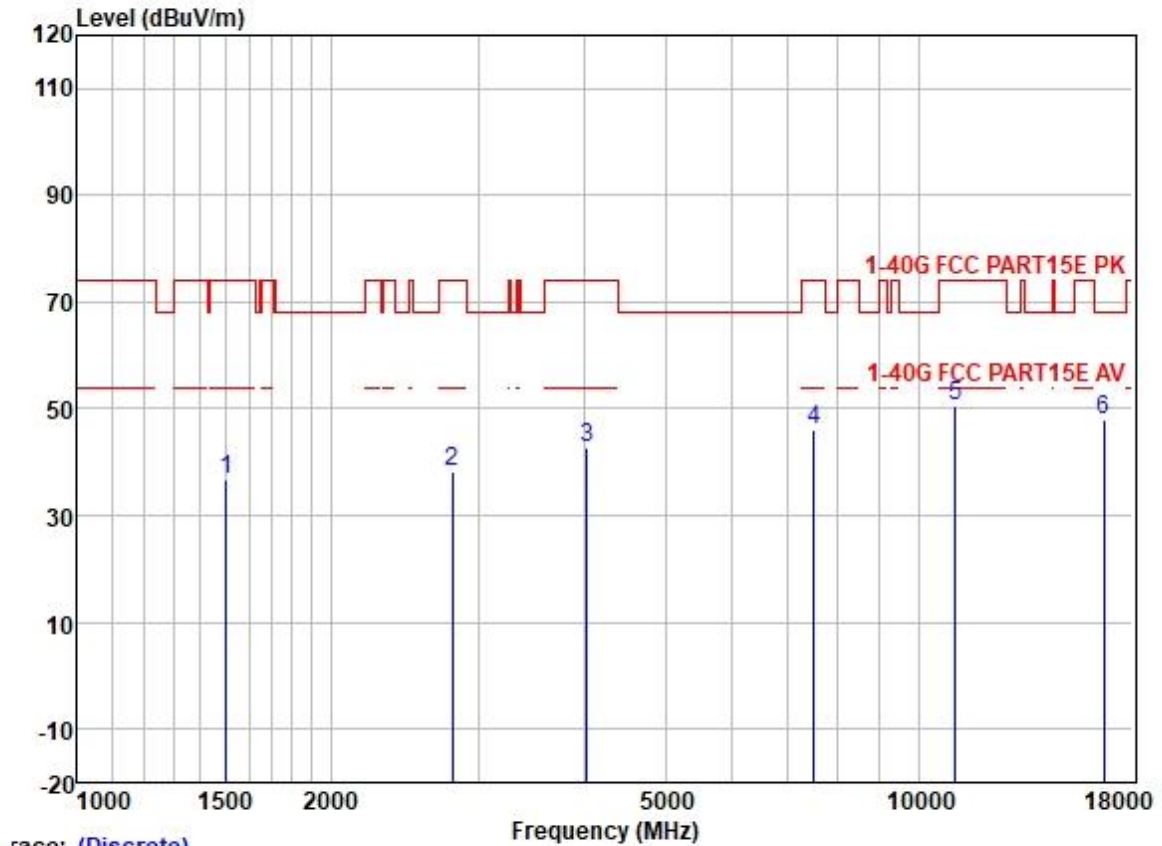
	Freq	Read	Antenna	Cable	Preamp	Limit	Over		
	MHz	Level	Factor	Loss	Factor	Line	Limit	Pol/Phase	Remark
	MHz	dBuV	dB/m	dB	dB	dBuV/m	dBuV/m	dB	
1	1538.281	45.91	25.53	2.80	38.03	36.21	74.00	-37.79	VERTICAL Peak
2	2830.728	44.32	28.20	3.70	37.40	38.82	74.00	-35.18	VERTICAL Peak
3	4193.872	43.46	30.15	4.60	36.81	41.40	74.00	-32.60	VERTICAL Peak
4	7519.349	39.68	36.42	6.26	37.50	44.86	74.00	-29.14	VERTICAL Peak
5	11100.310	38.74	40.07	7.82	37.22	49.41	74.00	-24.59	VERTICAL Peak
6	16650.880	35.14	40.10	9.43	35.38	49.29	68.20	-18.91	VERTICAL Peak

Test Mode: 08; Polarity: Vertical; Modulation:802.11ac; Bandwidth:80MHz; Channel:High;



	Freq	ReadAntenna	Cable	Preamp		Limit	Over			
	MHz	Level	Factor	Loss	Factor	Level	Line	Limit	Pol/Phase	Remark
	MHz	dBuV	dB/m	dB	dB	dBuV/m	dBuV/m	dB		
1	1565.191	46.19	25.55	2.80	38.00	36.54	74.00	-37.46	VERTICAL	Peak
2	2782.060	43.90	28.10	3.69	37.43	38.26	74.00	-35.74	VERTICAL	Peak
3	4050.904	44.30	29.87	4.60	36.80	41.97	74.00	-32.03	VERTICAL	Peak
4	7541.114	38.18	36.43	6.25	37.50	43.36	74.00	-30.64	VERTICAL	Peak
5	11220.250	37.91	40.03	7.95	37.19	48.70	74.00	-25.30	VERTICAL	Peak
6	16830.050	33.53	40.94	9.40	35.37	48.50	68.20	-19.70	VERTICAL	Peak

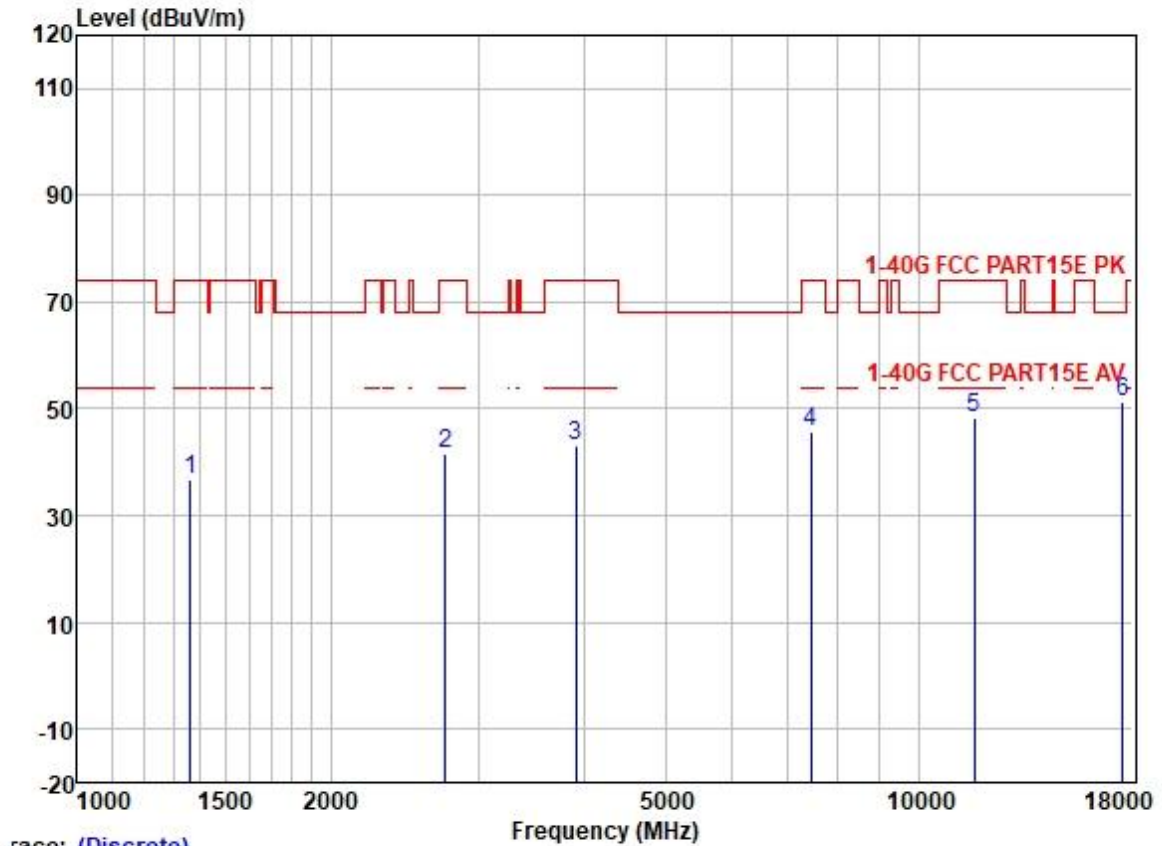
Test Mode: 08; Polarity: Vertical; Modulation:802.11ac; Bandwidth:80MHz; Channel:Low;



Trace: (Discrete)

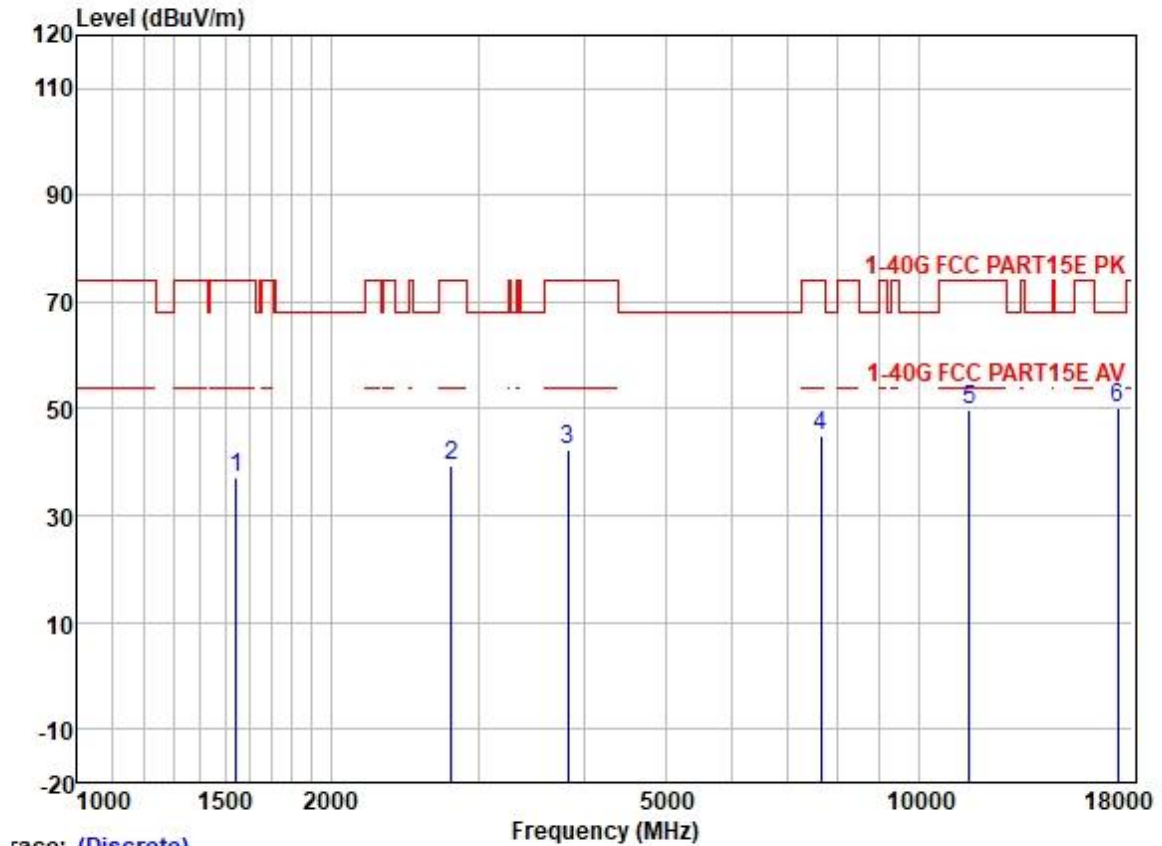
	Freq	Read	Antenna	Cable	Preamp	Limit	Over		
	MHz	Level	Factor	Loss	Factor	Line	Limit	Pol/Phase	Remark
	MHz	dBuV	dB/m	dB	dB	dBuV/m	dB		
1	1503.119	46.66	25.50	2.80	38.10	36.86	74.00	-37.14	VERTICAL Peak
2	2790.113	43.80	28.12	3.69	37.41	38.20	74.00	-35.80	VERTICAL Peak
3	4039.212	45.04	29.85	4.60	36.80	42.69	74.00	-31.31	VERTICAL Peak
4	7519.349	40.78	36.42	6.26	37.50	45.96	74.00	-28.04	VERTICAL Peak
5	11060.180	39.77	40.08	7.78	37.23	50.40	74.00	-23.60	VERTICAL Peak
6	16590.900	34.08	39.93	9.43	35.38	48.06	68.20	-20.14	VERTICAL Peak

Test Mode: 09; Polarity: Horizontal; Modulation:802.11a; Bandwidth:20MHz; Channel:High;



	Freq	ReadAntenna	Cable	Preamp		Limit	Over			
	MHz	Level	Factor	Loss	Factor	Level	Line	Limit	Pol/Phase	Remark
	MHz	dBuV	dB/m	dB	dB	dBuV/m	dBuV/m	dB		
1	1362.430	47.15	25.33	2.60	38.27	36.81	74.00	-37.19	HORIZONTAL	Peak
2	2742.143	47.46	27.98	3.64	37.44	41.64	74.00	-32.36	HORIZONTAL	Peak
3	3912.809	45.49	29.70	4.60	36.82	42.97	74.00	-31.03	HORIZONTAL	Peak
4	7454.429	40.70	36.32	6.23	37.47	45.78	74.00	-28.22	HORIZONTAL	Peak
5	11650.280	37.49	39.65	8.35	37.13	48.36	74.00	-25.64	HORIZONTAL	Peak
6	17475.940	31.83	43.90	10.77	35.32	51.18	68.20	-17.02	HORIZONTAL	Peak

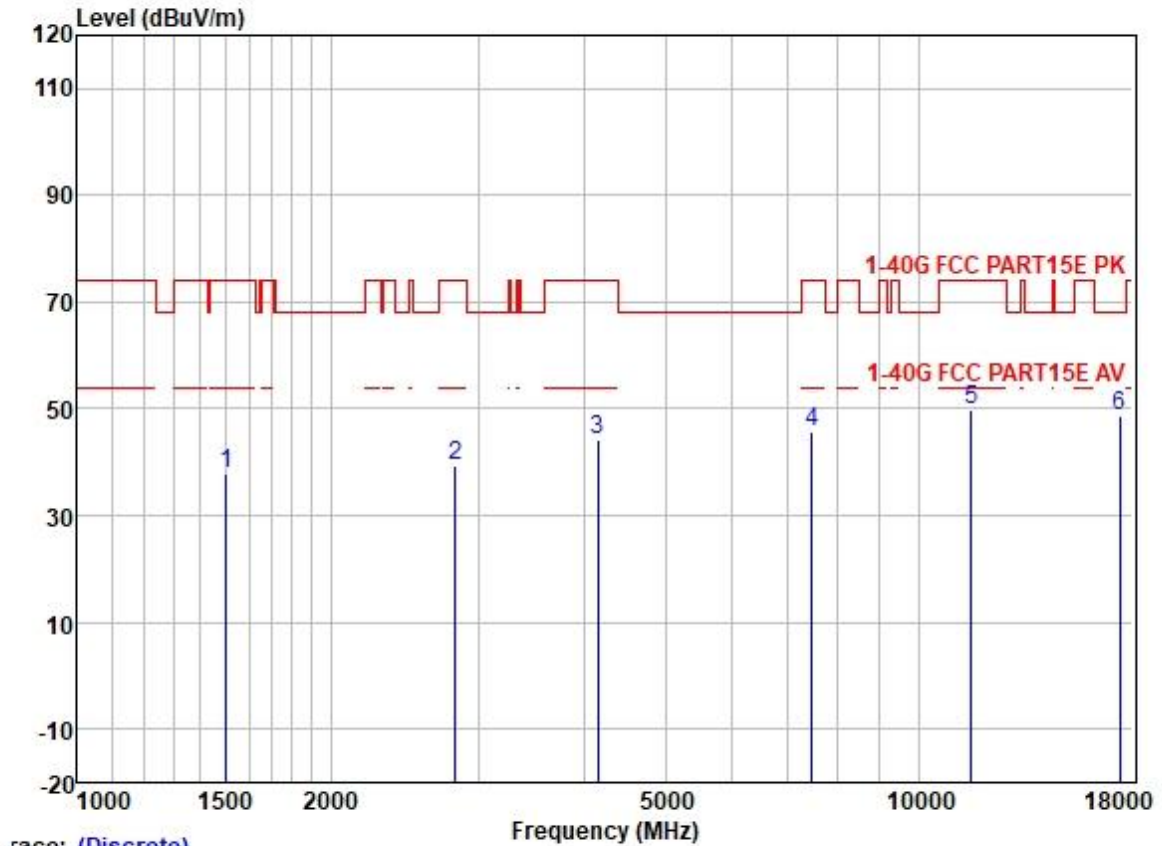
Test Mode: 09; Polarity: Horizontal; Modulation:802.11a; Bandwidth:20MHz; Channel:Low;



race: (Discrete)

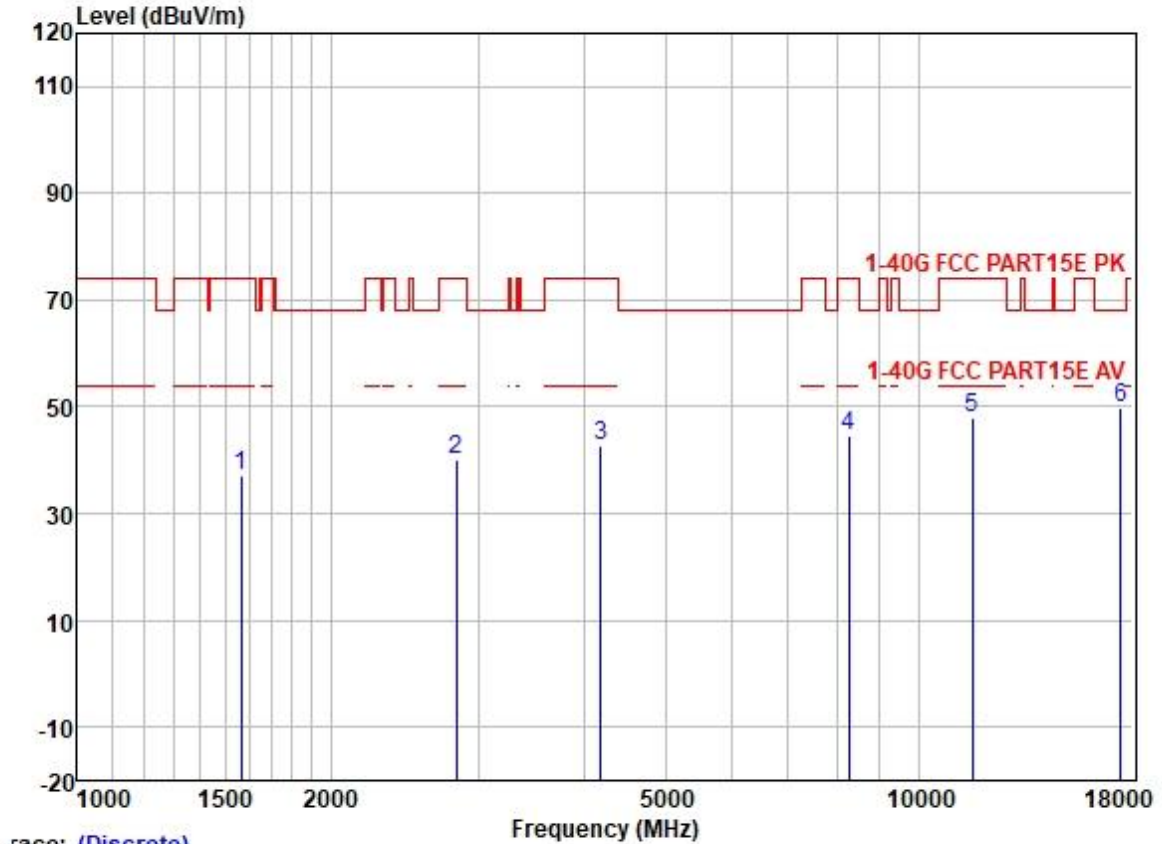
	Freq	Read	Antenna	Cable	Preamp	Limit	Over		
	MHz	Level	Factor	Loss	Factor	Level	Limit	Pol/Phase	Remark
	MHz	dBuV	dB/m	dB	dB	dBuV/m	dBuV/m	dB	
1	1542.733	46.69	25.53	2.80	38.03	36.99	74.00	-37.01	HORIZONTAL Peak
2	2782.060	44.91	28.10	3.69	37.43	39.27	74.00	-34.73	HORIZONTAL Peak
3	3834.438	45.16	29.59	4.60	36.84	42.51	74.00	-31.49	HORIZONTAL Peak
4	7650.888	39.77	36.54	6.23	37.53	45.01	74.00	-28.99	HORIZONTAL Peak
5	11490.540	38.66	39.90	8.41	37.15	49.82	74.00	-24.18	HORIZONTAL Peak
6	17235.900	32.46	43.01	10.08	35.33	50.22	68.20	-17.98	HORIZONTAL Peak

Test Mode: 09; Polarity: Horizontal; Modulation:802.11a; Bandwidth:20MHz; Channel:middle;



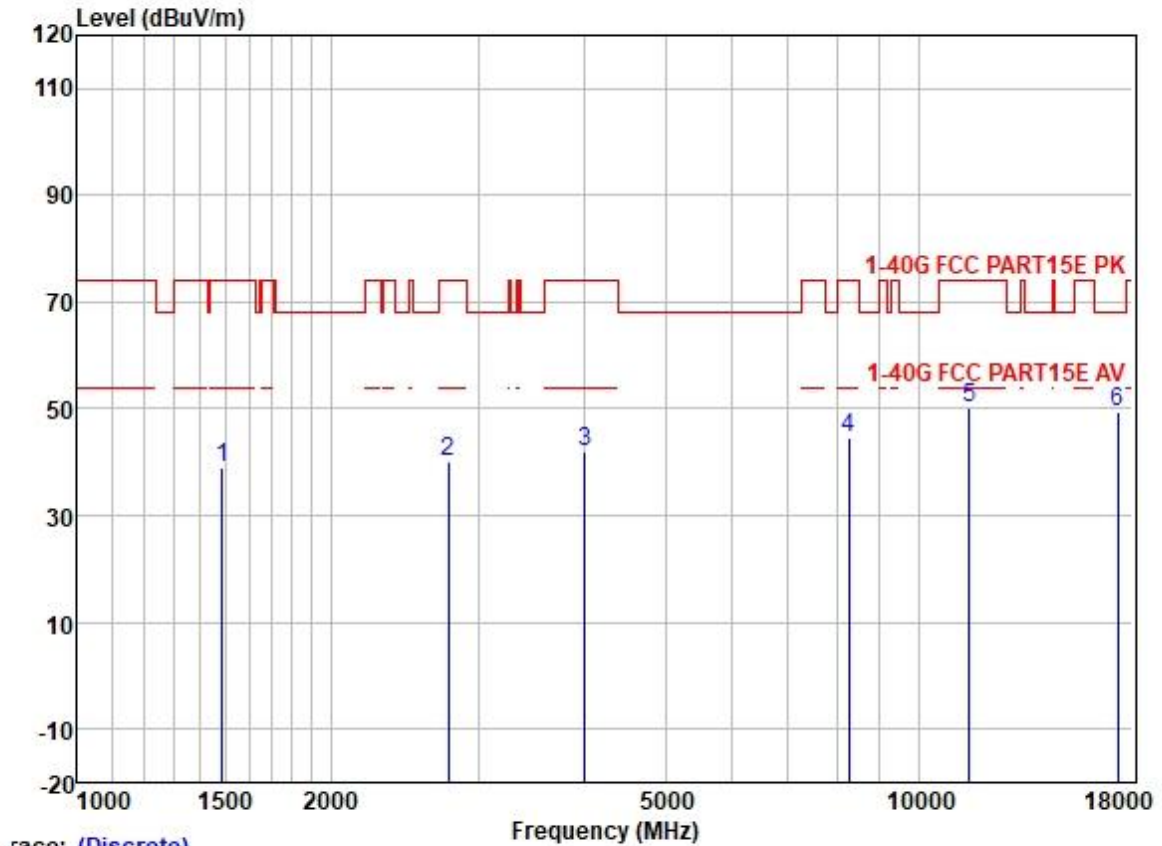
	Freq	Read	Antenna	Cable	Preamp	Limit	Over		
	MHz	Level	Factor	Loss	Factor	Line	Limit	Pol/Phase	Remark
	MHz	dBuV	dB/m	dB	dB	dBuV/m	dBuV/m	dB	
1	1503.119	47.63	25.50	2.80	38.10	37.83	74.00	-36.17	HORIZONTAL Peak
2	2814.411	44.96	28.17	3.70	37.40	39.43	74.00	-34.57	HORIZONTAL Peak
3	4157.664	46.22	30.06	4.60	36.80	44.08	74.00	-29.92	HORIZONTAL Peak
4	7476.006	40.62	36.36	6.25	37.48	45.75	74.00	-28.25	HORIZONTAL Peak
5	11570.580	38.62	39.78	8.38	37.14	49.64	74.00	-24.36	HORIZONTAL Peak
6	17355.410	30.10	43.40	10.39	35.32	48.57	68.20	-19.63	HORIZONTAL Peak

Test Mode: 09; Polarity: Horizontal; Modulation:802.11n; Bandwidth:40MHz; Channel:High;



	Freq	ReadAntenna	Cable	Preamp		Limit	Over			
	MHz	Level	Factor	Loss	Factor	Level	Line	Limit	Pol/Phase	Remark
	MHz	dBuV	dB/m	dB	dB	dBuV/m	dBuV/m	dB		
1	1565.191	46.62	25.55	2.80	38.00	36.97	74.00	-37.03	HORIZONTAL	Peak
2	2822.558	45.68	28.18	3.70	37.40	40.16	74.00	-33.84	HORIZONTAL	Peak
3	4193.872	44.72	30.15	4.60	36.81	42.66	74.00	-31.34	HORIZONTAL	Peak
4	8271.880	38.65	37.01	6.46	37.58	44.54	74.00	-29.46	HORIZONTAL	Peak
5	11590.950	37.13	39.72	8.37	37.14	48.08	74.00	-25.92	HORIZONTAL	Peak
6	17385.210	30.97	43.57	10.53	35.32	49.75	68.20	-18.45	HORIZONTAL	Peak

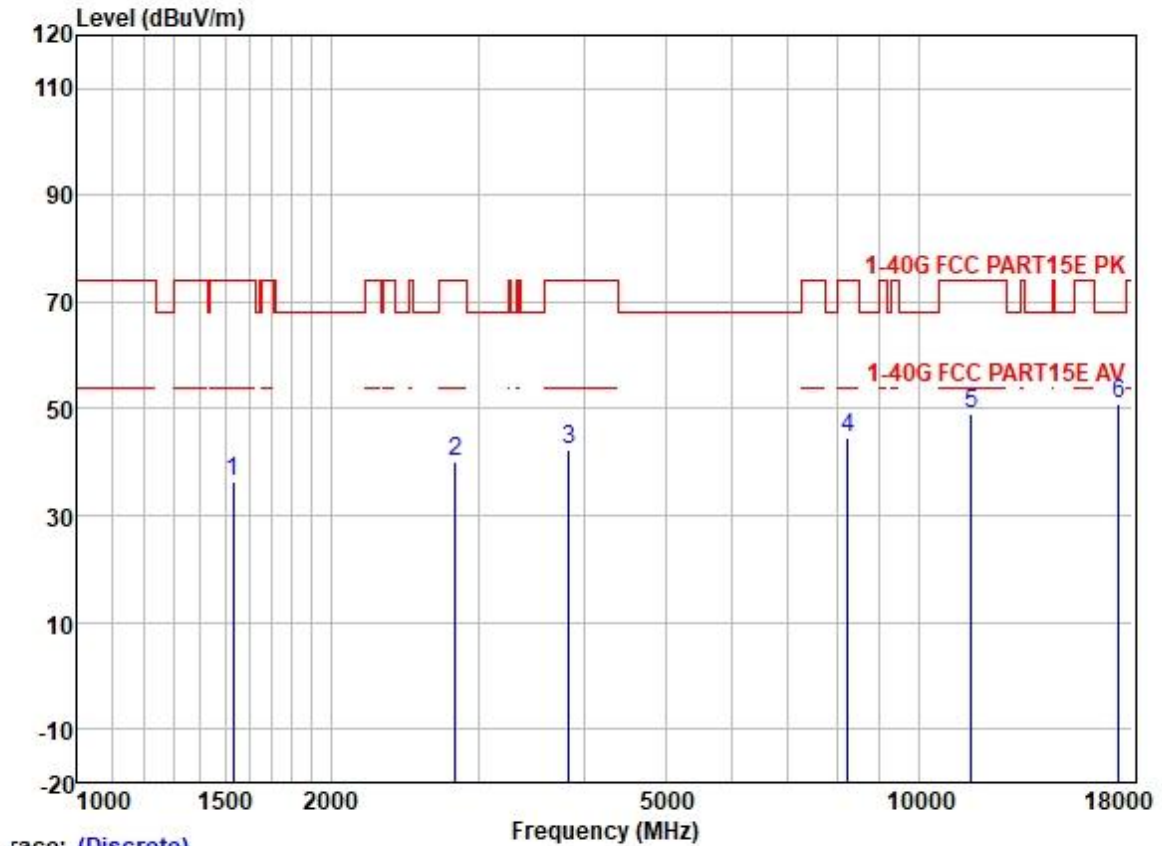
Test Mode: 09; Polarity: Horizontal; Modulation:802.11n; Bandwidth:40MHz; Channel:Low;



Trace: (Discrete)

	Freq	Read	Antenna	Cable	Preamp	Limit	Over		
	MHz	Level	Factor	Loss	Factor	Line	Limit	Pol/Phase	Remark
	MHz	dBuV	dB/m	dB	dB	dBuV/m	dBuV/m	dB	
1	1485.841	49.01	25.49	2.78	38.13	39.15	74.00	-34.85	HORIZONTAL Peak
2	2758.041	45.72	28.03	3.66	37.44	39.97	74.00	-34.03	HORIZONTAL Peak
3	4015.929	44.33	29.82	4.60	36.80	41.95	74.00	-32.05	HORIZONTAL Peak
4	8271.880	38.65	37.01	6.46	37.58	44.54	74.00	-29.46	HORIZONTAL Peak
5	11510.520	38.89	39.90	8.41	37.15	50.05	74.00	-23.95	HORIZONTAL Peak
6	17265.460	31.28	43.21	10.24	35.33	49.40	68.20	-18.80	HORIZONTAL Peak

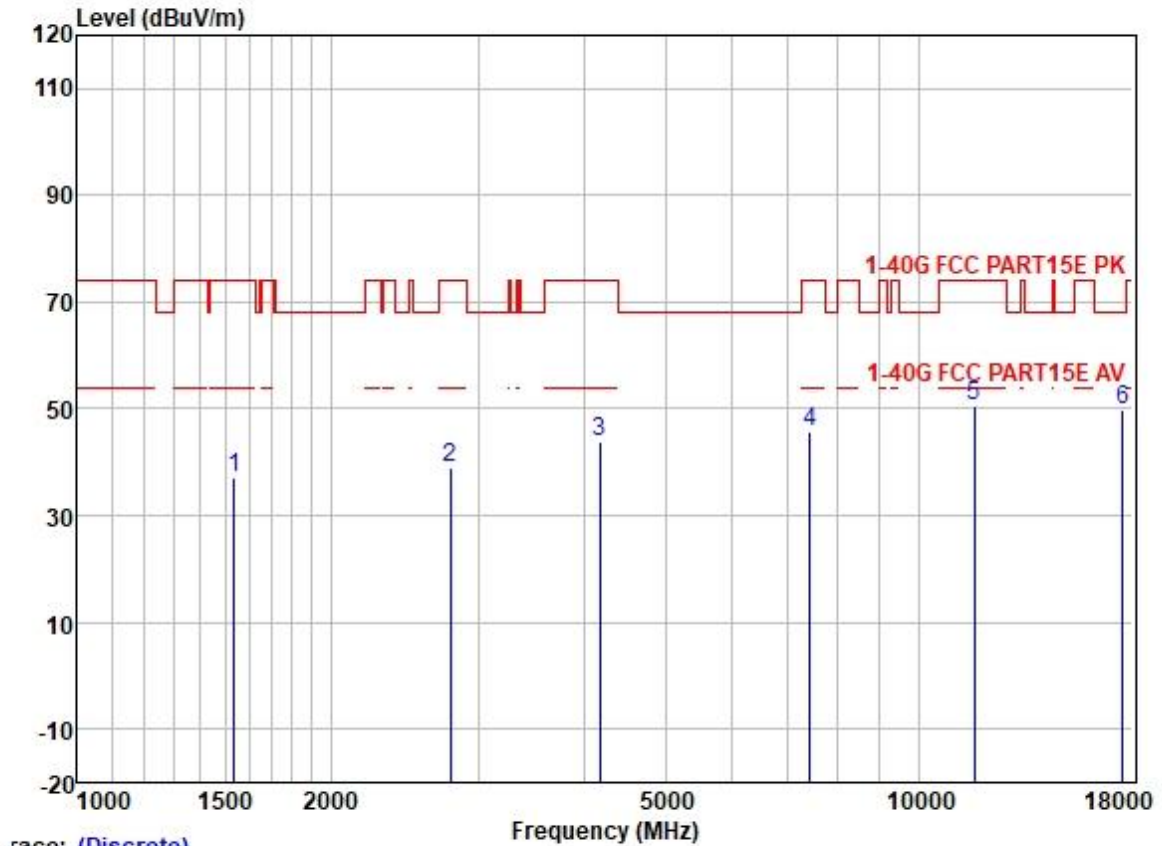
Test Mode: 09; Polarity: Horizontal; Modulation:802.11ac; Bandwidth:80MHz; Channel:Low;



Trace: (Discrete)

	Freq	Read	Antenna	Cable	Preamp	Limit	Over		
	MHz	Level	Factor	Loss	Factor	Line	Limit	Pol/Phase	Remark
	MHz	dBuV	dB/m	dB	dB	dBuV/m	dBuV/m	dB	
1	1533.841	46.07	25.52	2.80	38.07	36.32	74.00	-37.68	HORIZONTAL Peak
2	2814.411	45.68	28.17	3.70	37.40	40.15	74.00	-33.85	HORIZONTAL Peak
3	3845.537	45.04	29.60	4.60	36.84	42.40	74.00	-31.60	HORIZONTAL Peak
4	8248.005	38.93	37.00	6.43	37.59	44.77	74.00	-29.23	HORIZONTAL Peak
5	11550.700	38.12	39.78	8.38	37.14	49.14	74.00	-24.86	HORIZONTAL Peak
6	17325.210	32.64	43.40	10.39	35.32	51.11	68.20	-17.09	HORIZONTAL Peak

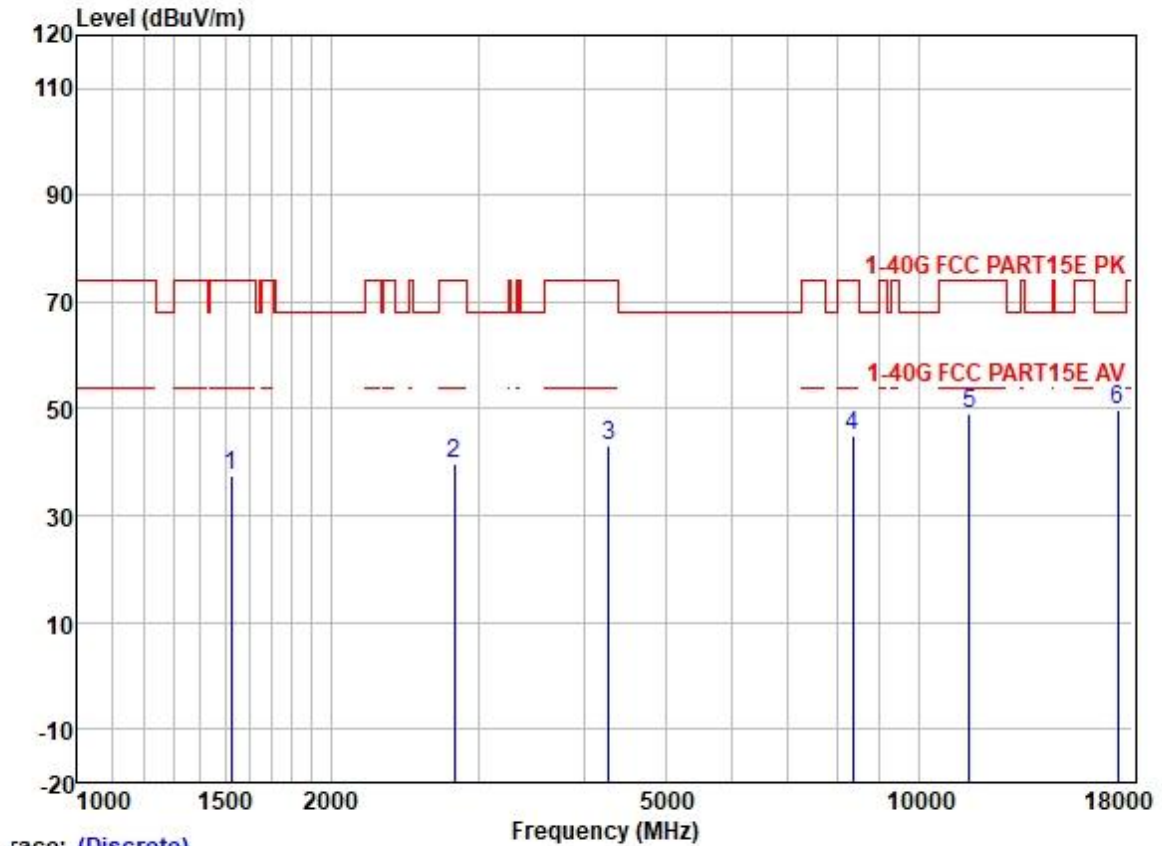
Test Mode: 09; Polarity: Vertical; Modulation:802.11a; Bandwidth:20MHz; Channel:High;



Trace: (Discrete)

	Freq	Read	Antenna	Cable	Preamp	Limit	Over		
	MHz	Level	Factor	Loss	Factor	Line	Limit	Pol/Phase	Remark
	MHz	dBuV	dB/m	dB	dB	dBuV/m	dBuV/m	dB	
1	1538.281	46.69	25.53	2.80	38.03	36.99	74.00	-37.01	VERTICAL Peak
2	2774.030	44.54	28.08	3.68	37.43	38.87	74.00	-35.13	VERTICAL Peak
3	4181.768	45.87	30.12	4.60	36.80	43.79	74.00	-30.21	VERTICAL Peak
4	7432.914	40.51	36.27	6.22	37.47	45.53	74.00	-28.47	VERTICAL Peak
5	11650.390	39.63	39.65	8.35	37.13	50.50	74.00	-23.50	VERTICAL Peak
6	17475.560	30.46	43.90	10.77	35.32	49.81	68.20	-18.39	VERTICAL Peak

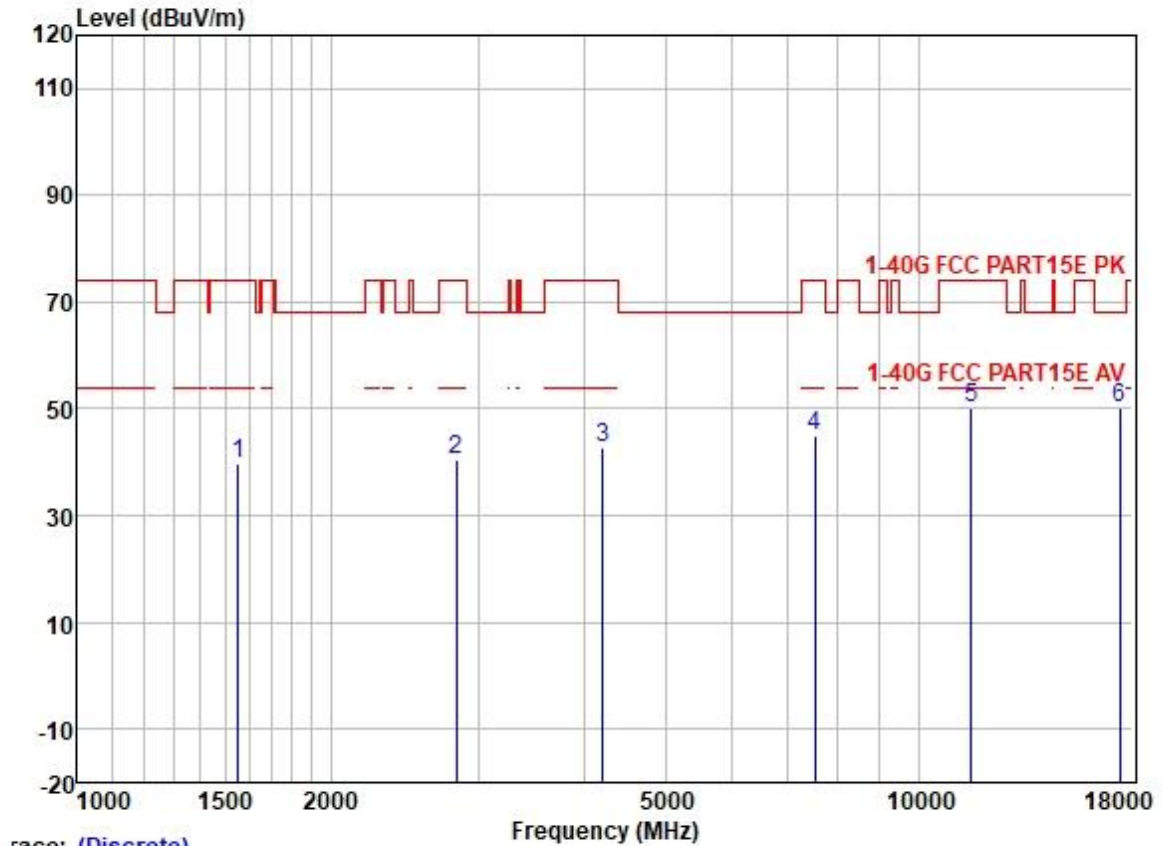
Test Mode: 09; Polarity: Vertical; Modulation:802.11a; Bandwidth:20MHz; Channel:Low;



Trace: (Discrete)

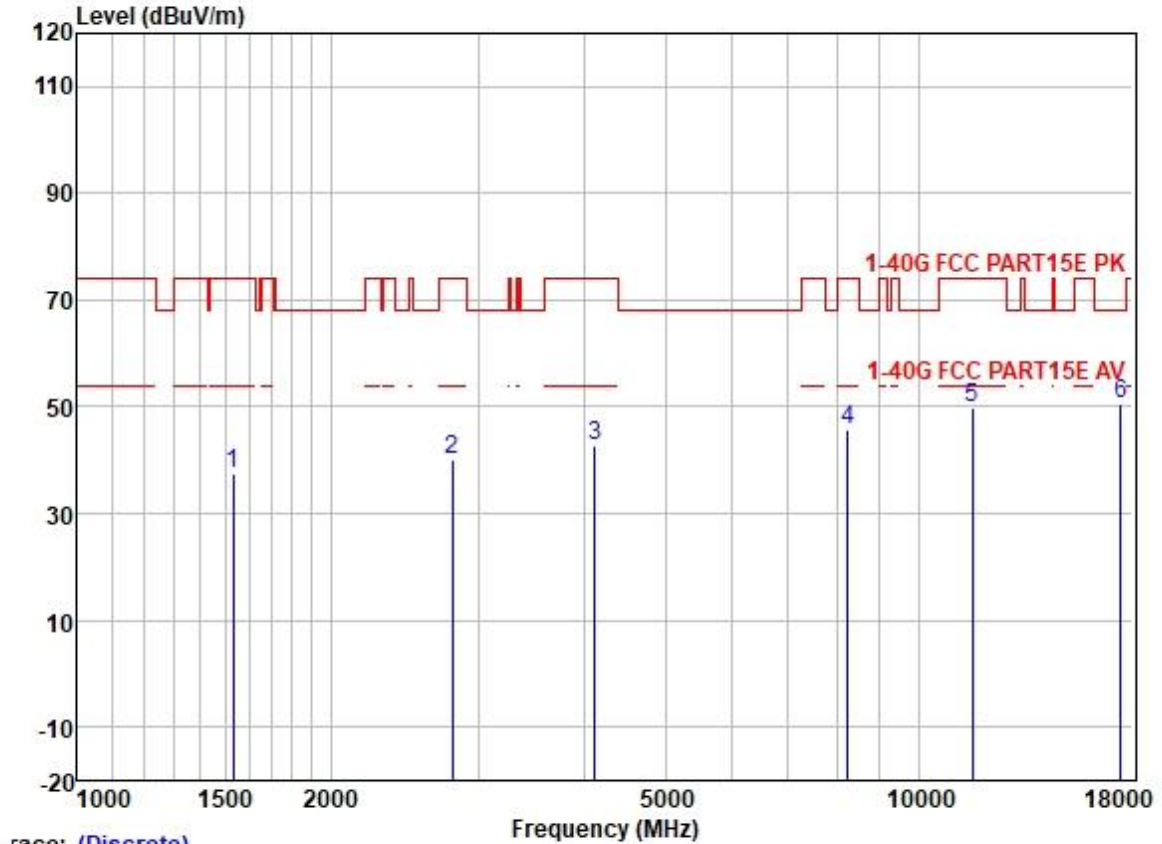
	Freq	Read	Antenna	Cable	Preamp	Limit	Over		
	MHz	Level	Factor	Loss	Factor	Line	Limit	Pol/Phase	Remark
	MHz	dBuV	dB/m	dB	dB	dBuV/m	dBuV/m	dB	
1	1525.000	47.36	25.52	2.80	38.07	37.61	74.00	-36.39	VERTICAL Peak
2	2806.288	45.22	28.15	3.70	37.41	39.66	74.00	-34.34	VERTICAL Peak
3	4279.589	45.01	30.42	4.63	36.81	43.25	74.00	-30.75	VERTICAL Peak
4	8343.918	38.76	37.05	6.56	37.58	44.79	74.00	-29.21	VERTICAL Peak
5	11490.900	37.97	39.90	8.41	37.15	49.13	74.00	-24.87	VERTICAL Peak
6	17235.050	31.93	43.01	10.08	35.33	49.69	68.20	-18.51	VERTICAL Peak

Test Mode: 09; Polarity: Vertical; Modulation:802.11a; Bandwidth:20MHz; Channel:middle;



	Freq	Read	Antenna	Cable	Preamp	Limit	Over		
	MHz	Level	Factor	Loss	Factor	Line	Limit	Pol/Phase	Remark
	MHz	dBuV	dB/m	dB	dB	dBuV/m	dBuV/m	dB	
1	1551.677	49.38	25.54	2.80	38.03	39.69	74.00	-34.31	VERTICAL Peak
2	2822.558	46.14	28.18	3.70	37.40	40.62	74.00	-33.38	VERTICAL Peak
3	4218.186	44.79	30.22	4.60	36.81	42.80	74.00	-31.20	VERTICAL Peak
4	7541.114	39.77	36.43	6.25	37.50	44.95	74.00	-29.05	VERTICAL Peak
5	11570.070	39.01	39.78	8.38	37.14	50.03	74.00	-23.97	VERTICAL Peak
6	17355.880	31.83	43.40	10.39	35.32	50.30	68.20	-17.90	VERTICAL Peak

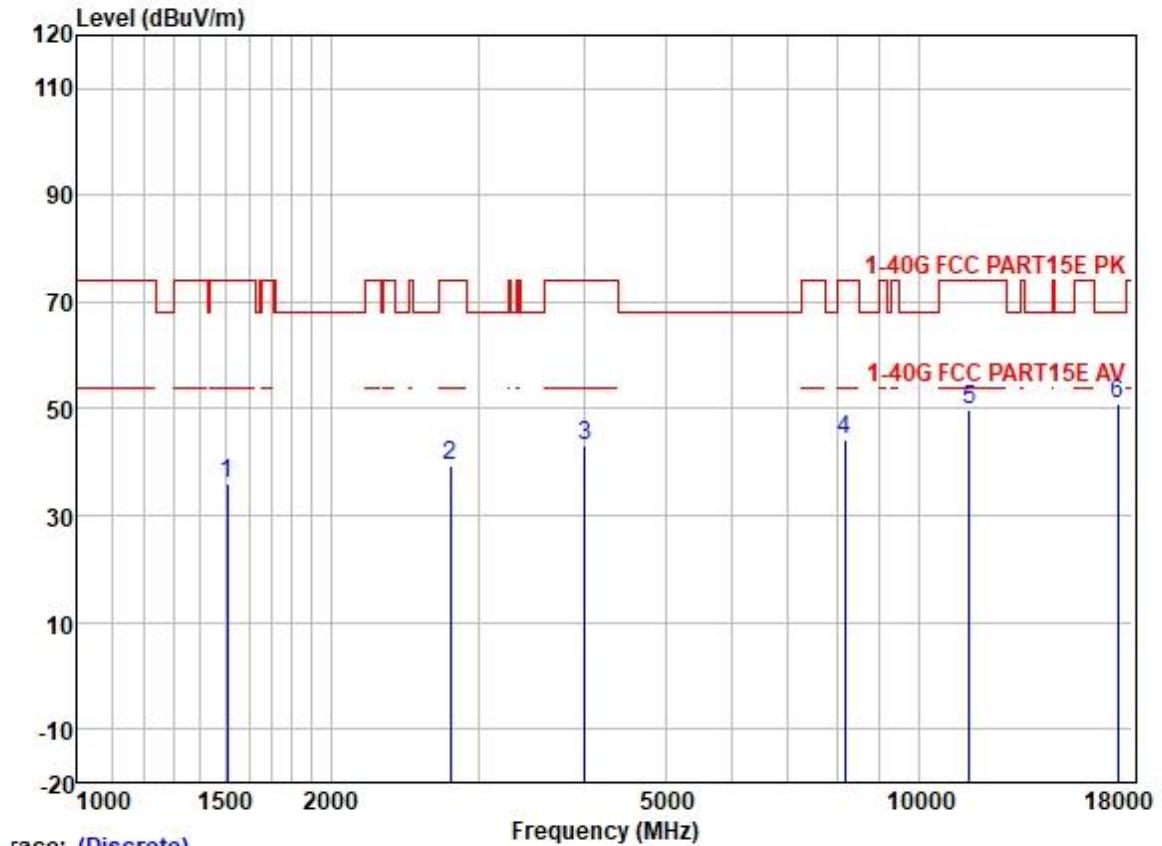
Test Mode: 09; Polarity: Vertical; Modulation:802.11n; Bandwidth:40MHz; Channel:High;



Trace: (Discrete)

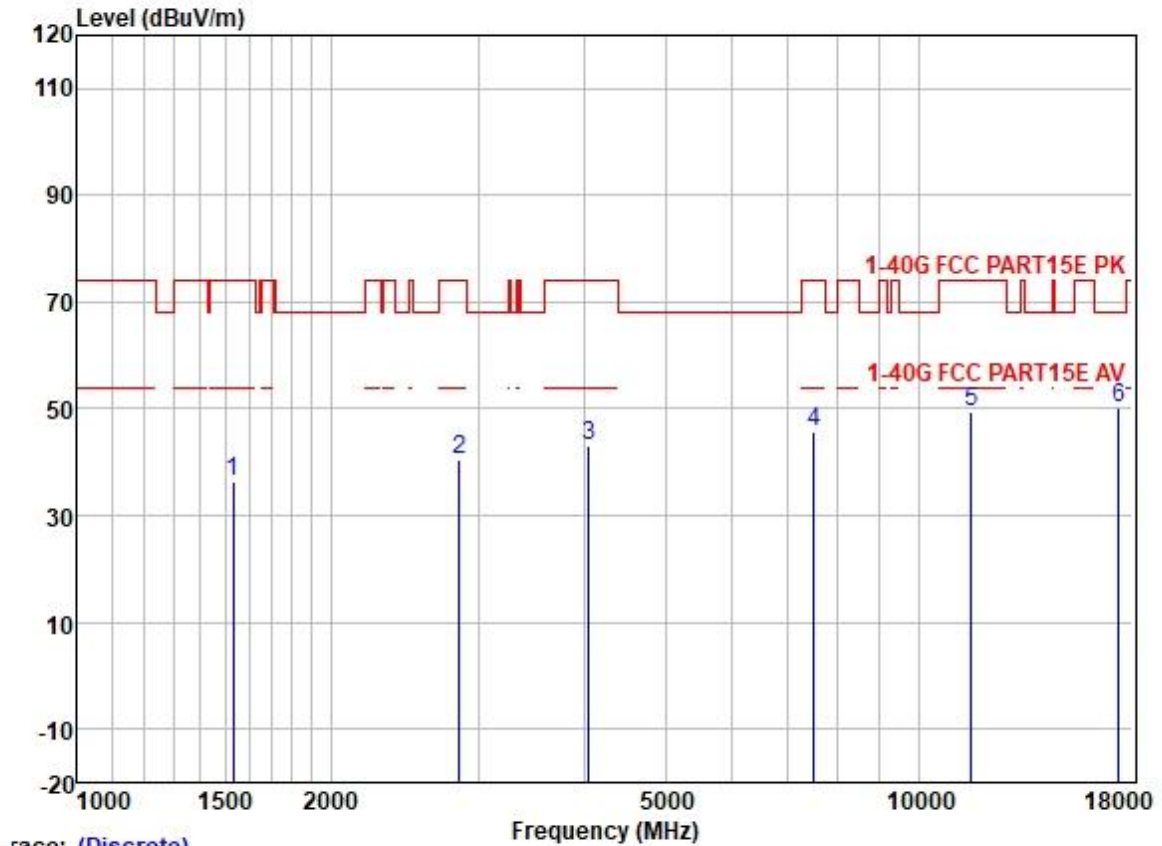
	Freq	Read	Antenna	Cable	Preamp	Limit	Over		
		Level	Factor	Loss	Factor	Line	Limit	Pol/Phase	Remark
	MHz	dBuV	dB/m	dB	dB	dBuV/m	dBuV/m	dB	
1	1533.841	47.33	25.52	2.80	38.07	37.58	74.00	-36.42	VERTICAL Peak
2	2790.113	45.79	28.12	3.69	37.41	40.19	74.00	-33.81	VERTICAL Peak
3	4121.768	45.07	29.98	4.60	36.80	42.85	74.00	-31.15	VERTICAL Peak
4	8248.005	39.72	37.00	6.43	37.59	45.56	74.00	-28.44	VERTICAL Peak
5	11590.100	38.93	39.72	8.37	37.14	49.88	74.00	-24.12	VERTICAL Peak
6	17385.880	31.64	43.57	10.53	35.32	50.42	68.20	-17.78	VERTICAL Peak

Test Mode: 09; Polarity: Vertical; Modulation:802.11n; Bandwidth:40MHz; Channel:Low;



	Freq	Read	Antenna	Cable	Preamp	Limit	Over		
	MHz	Level	Factor	Loss	Factor	Line	Limit	Pol/Phase	Remark
	MHz	dBuV	dB/m	dB	dB	dBuV/m	dBuV/m	dB	
1	1507.470	45.86	25.51	2.80	38.10	36.07	74.00	-37.93	VERTICAL Peak
2	2774.030	45.05	28.08	3.68	37.43	39.38	74.00	-34.62	VERTICAL Peak
3	4015.929	45.41	29.82	4.60	36.80	43.03	74.00	-30.97	VERTICAL Peak
4	8176.795	38.34	36.97	6.33	37.59	44.05	74.00	-29.95	VERTICAL Peak
5	11510.540	38.84	39.90	8.41	37.15	50.00	74.00	-24.00	VERTICAL Peak
6	17265.290	32.86	43.21	10.24	35.33	50.98	68.20	-17.22	VERTICAL Peak

Test Mode: 09; Polarity: Vertical; Modulation:802.11ac; Bandwidth:80MHz; Channel:Low;



		ReadAntenna		Cable	Preamp		Limit	Over		
	Freq	Level	Factor	Loss	Factor	Level	Line	Limit	Pol/Phase	Remark
	MHz	dBuV	dB/m	dB	dB	dBuV/m	dBuV/m	dB		
1	1533.841	46.07	25.52	2.80	38.07	36.32	74.00	-37.68	VERTICAL	Peak
2	2847.139	45.83	28.22	3.70	37.38	40.37	74.00	-33.63	VERTICAL	Peak
3	4050.904	45.35	29.87	4.60	36.80	43.02	74.00	-30.98	VERTICAL	Peak
4	7519.349	40.70	36.42	6.26	37.50	45.88	74.00	-28.12	VERTICAL	Peak
5	11550.220	38.46	39.78	8.38	37.14	49.48	74.00	-24.52	VERTICAL	Peak
6	17325.560	31.65	43.40	10.39	35.32	50.12	68.20	-18.08	VERTICAL	Peak



Unless otherwise agreed in writing, this document is issued by the Company subject to its General Conditions of Service printed overleaf, available on request or accessible at <http://www.sgs.com/en/Terms-and-Conditions.aspx> and, for electronic format documents, subject to Terms and Conditions for Electronic Documents at <http://www.sgs.com/en/Terms-and-Conditions/Terms-e-Documents.aspx>. Attention is drawn to the limitation of liability, indemnification and jurisdiction issues defined therein. Any holder of this document is advised that information contained hereon reflects the Company's findings at the time of its intervention only and within the limits of Client's instructions, if any. The Company's sole responsibility is to its Client and this document does not exonerate parties to a transaction from exercising all their rights and obligations under the transaction documents. This document cannot be reproduced except in full, without prior written approval of the Company. Any unauthorized alteration, forgery or falsification of the content or appearance of this document is unlawful and offenders may be prosecuted to the fullest extent of the law. Unless otherwise stated the results shown in this test report refer only to the sample(s) tested and such sample(s) are retained for 30 days only.

Attention: To check the authenticity of testing /inspection report & certificate, please contact us at telephone: (86-755) 8307 1443, or email: CN.Doccheck@sgs.com

7.10 Radiated Emissions which fall in the restricted bands

Test Requirement 47 CFR Part 15, Subpart C 15.209 & 15.407(b)

Test Method: KDB 789033 D02 II G

Limit:

Frequency(MHz)	Field strength(microvolts/meter)	Measurement distance(meters)
0.009-0.490	2400/F(kHz)	300
0.490-1.705	24000/F(kHz)	30
1.705-30.0	30	30
30-88	100	3
88-216	150	3
216-960	200	3
Above 960	500	3

*(1) For transmitters operating in the 5.15-5.25 GHz band: All emissions outside of the 5.15-5.35 GHz band shall not exceed an e.i.r.p. of -27 dBm/MHz.

(2) For transmitters operating in the 5.25-5.35 GHz band: All emissions outside of the 5.15-5.35 GHz band shall not exceed an e.i.r.p. of -27 dBm/MHz.

(3) For transmitters operating in the 5.47-5.725 GHz band: All emissions outside of the 5.47-5.725 GHz band shall not exceed an e.i.r.p. of -27 dBm/MHz.

(4) For transmitters operating in the 5.725-5.85 GHz band:

(i) All emissions shall be limited to a level of -27 dBm/MHz at 75 MHz or more above or below the band edge increasing linearly to 10 dBm/MHz at 25 MHz above or below the band edge, and from 25 MHz above or below the band edge increasing linearly to a level of 15.6 dBm/MHz at 5 MHz above or below the band edge, and from 5 MHz above or below the band edge increasing linearly to a level of 27 dBm/MHz at the band edge.

Remark: The emission limits shown in the above table are based on measurements employing a CISPR quasi-peak detector except for the frequency bands 9-90kHz, 110-490kHz and above 1000 MHz. Radiated emission limits in these three bands are based on measurements employing an average detector, the peak field strength of any emission shall not exceed the maximum permitted average limits specified above by more than 20 dB under any condition of modulation.

7.10.1 E.U.T. Operation

Operating Environment:

Temperature: 26.1 °C

Humidity: 70.2 % RH

Atmospheric Pressure: 1010 mbar



Unless otherwise agreed in writing, this document is issued by the Company subject to its General Conditions of Service printed overleaf, available on request or accessible at <http://www.sgs.com/en/Terms-and-Conditions.aspx> and, for electronic format documents, subject to Terms and Conditions for Electronic Documents at <http://www.sgs.com/en/Terms-and-Conditions/Terms-e-Documents.aspx>. Attention is drawn to the limitation of liability, indemnification and jurisdiction issues defined therein. Any holder of this document is advised that information contained hereon reflects the Company's findings at the time of its intervention only and within the limits of Client's instructions, if any. The Company's sole responsibility is to its Client and this document does not exonerate parties to a transaction from exercising all their rights and obligations under the transaction documents. This document cannot be reproduced except in full, without prior written approval of the Company. Any unauthorized alteration, forgery or falsification of the content or appearance of this document is unlawful and offenders may be prosecuted to the fullest extent of the law. Unless otherwise stated the results shown in this test report refer only to the sample(s) tested and such sample(s) are retained for 30 days only.

Attention: To check the authenticity of testing /inspection report & certificate, please contact us at telephone: (86-755) 8307 1443, or email: CN.Doccheck@sgs.com

7.10.2 Test Mode Description

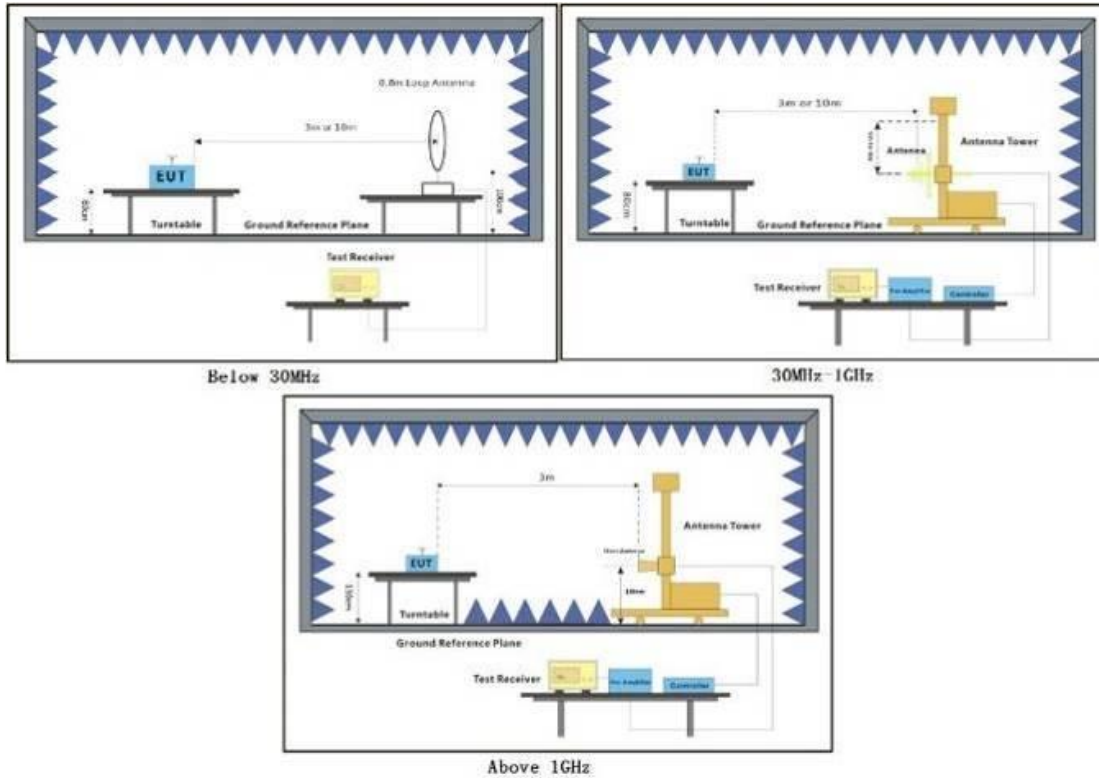
Pre-scan / Final test	Mode Code	Description
Final test	06	TX mode (U-NII-1)_Keep the EUT in continuously transmitting mode with all modulation types. All data rates for each modulation type have been tested and found the data rate @ 6Mbps is the worst case of IEEE 802.11a; data rate @ MCS0 is the worst case of IEEE 802.11n(HT20); data rate @ MCS0 is the worst case of IEEE 802.11n(HT40); data rate @ MCS0 is the worst case of IEEE 802.11ac(VHT20); data rate @ MCS0 is the worst case of IEEE 802.11ac(VHT40); data rate @ MCS0 is the worst case of IEEE 802.11ac(VHT80). Only the data of worst case is recorded in the report.
Final test	07	TX mode (U-NII-2A)_Keep the EUT in continuously transmitting mode with all modulation types. All data rates for each modulation type have been tested and found the data rate @ 6Mbps is the worst case of IEEE 802.11a; data rate @ MCS0 is the worst case of IEEE 802.11n(HT20); data rate @ MCS0 is the worst case of IEEE 802.11n(HT40); data rate @ MCS0 is the worst case of IEEE 802.11ac(VHT20); data rate @ MCS0 is the worst case of IEEE 802.11ac(VHT40); data rate @ MCS0 is the worst case of IEEE 802.11ac(VHT80). Only the data of worst case is recorded in the report.
Final test	08	TX mode (U-NII-2C)_Keep the EUT in continuously transmitting mode with all modulation types. All data rates for each modulation type have been tested and found the data rate @ 6Mbps is the worst case of IEEE 802.11a; data rate @ MCS0 is the worst case of IEEE 802.11n(HT20); data rate @ MCS0 is the worst case of IEEE 802.11n(HT40); data rate @ MCS0 is the worst case of IEEE 802.11ac(VHT20); data rate @ MCS0 is the worst case of IEEE 802.11ac(VHT40); data rate @ MCS0 is the worst case of IEEE 802.11ac(VHT80). Only the data of worst case is recorded in the report.
Final test	09	TX mode (U-NII-3)_Keep the EUT in continuously transmitting mode with all modulation types. All data rates for each modulation type have been tested and found the data rate @ 6Mbps is the worst case of IEEE 802.11a; data rate @ MCS0 is the worst case of IEEE 802.11n(HT20); data rate @ MCS0 is the worst case of IEEE 802.11n(HT40); data rate @ MCS0 is the worst case of IEEE 802.11ac(VHT20); data rate @ MCS0 is the worst case of IEEE 802.11ac(VHT40); data rate @ MCS0 is the worst case of IEEE 802.11ac(VHT80). Only the data of worst case is recorded in the report.



Unless otherwise agreed in writing, this document is issued by the Company subject to its General Conditions of Service printed overleaf, available on request or accessible at <http://www.sgs.com/en/Terms-and-Conditions.aspx> and, for electronic format documents, subject to Terms and Conditions for Electronic Documents at <http://www.sgs.com/en/Terms-and-Conditions/Terms-e-Documents.aspx>. Attention is drawn to the limitation of liability, indemnification and jurisdiction issues defined therein. Any holder of this document is advised that information contained hereon reflects the Company's findings at the time of its intervention only and within the limits of Client's instructions, if any. The Company's sole responsibility is to its Client and this document does not exonerate parties to a transaction from exercising all their rights and obligations under the transaction documents. This document cannot be reproduced except in full, without prior written approval of the Company. Any unauthorized alteration, forgery or falsification of the content or appearance of this document is unlawful and offenders may be prosecuted to the fullest extent of the law. Unless otherwise stated the results shown in this test report refer only to the sample(s) tested and such sample(s) are retained for 30 days only.

Attention: To check the authenticity of testing / inspection report & certificate, please contact us at telephone: (86-755) 8307 1443, or email: CN.Doccheck@sgs.com

7.10.3 Test Setup Diagram



7.10.4 Measurement Procedure and Data

- a. For below 1GHz, the EUT was placed on the top of a rotating table 0.8 meters above the ground at a 3 or 10 meter semi-anechoic chamber. The table was rotated 360 degrees to determine the position of the highest radiation.
- b. For above 1GHz, the EUT was placed on the top of a rotating table 1.5 meters above the ground at a 3 meter fully-anechoic chamber. The table was rotated 360 degrees to determine the position of the highest radiation.
- c. The EUT was set 3 or 10 meters away from the interference-receiving antenna, which was mounted on the top of a variable-height antenna tower.
- d. The antenna height is varied from one meter to four meters above the ground to determine the maximum value of the field strength. Both horizontal and vertical polarizations of the antenna are set to make the measurement.
- e. For each suspected emission, the EUT was arranged to its worst case and then the antenna was tuned to heights from 1 meter to 4 meters (for the test frequency of below 30MHz, the antenna was tuned to heights 1 meter) and the rotatable table was turned from 0 degrees to 360 degrees to find the maximum reading.
- f. The test-receiver system was set to Peak Detect Function and Specified Bandwidth with Maximum Hold Mode.
- g. If the emission level of the EUT in peak mode was 10dB lower than the limit specified, then testing could be stopped and the peak values of the EUT would be reported. Otherwise the emissions that did not have 10dB margin would be re-tested one by one using peak, quasi-peak or average method as specified and then reported in a data sheet.
- h. Test the EUT in the lowest channel, the Highest channel.
- i. The radiation measurements are performed in X, Y, Z axis positioning for Transmitting mode, and found the X axis positioning which it is the worst case.
- j. Repeat above procedures until all frequencies measured was complete.

Remark1: Level= Read Level+ Cable Loss+ Antenna Factor- Preamp Factor

Remark2:

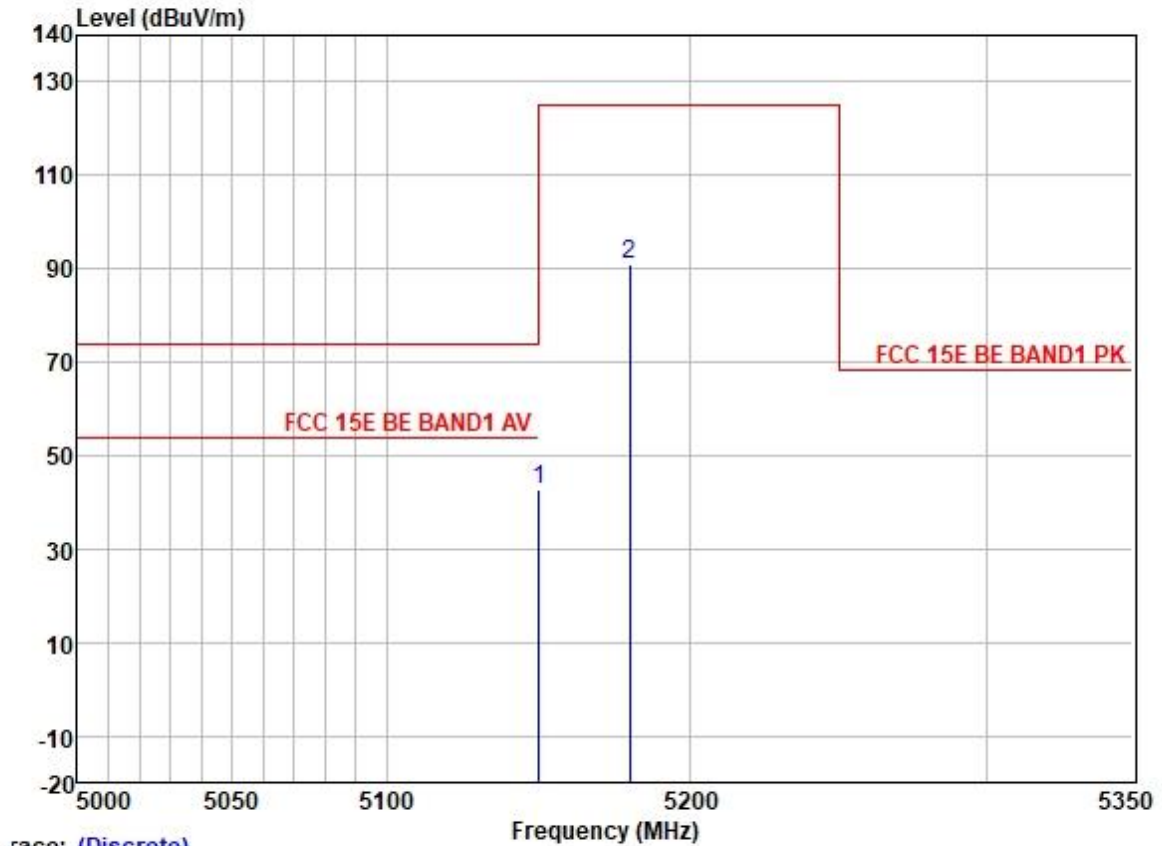
- 1). Pretest the EUT at antenna 1 and antenna 2 and MIMO mode find the worst case is MIMO mode.
- 2). Pretest the EUT in 802.11a/ n(20)/ n(40)/ac (20)/ ac (40)/ ac(80) find the worst case are 802.11a /n(40)/ ac(80), only record the worst case test data 802.11a /n(40)/ ac(80) in this report.
- 3). The port 1 for high channel and port 2 for low channel is the fundamental frequency of the band and refer to section 7.6 for details.



Unless otherwise agreed in writing, this document is issued by the Company subject to its General Conditions of Service printed overleaf, available on request or accessible at <http://www.sgs.com/en/Terms-and-Conditions.aspx> and, for electronic format documents, subject to Terms and Conditions for Electronic Documents at <http://www.sgs.com/en/Terms-and-Conditions/Terms-e-Documents.aspx>. Attention is drawn to the limitation of liability, indemnification and jurisdiction issues defined therein. Any holder of this document is advised that information contained hereon reflects the Company's findings at the time of its intervention only and within the limits of Client's instructions, if any. The Company's sole responsibility is to its Client and this document does not exonerate parties to a transaction from exercising all their rights and obligations under the transaction documents. This document cannot be reproduced except in full, without prior written approval of the Company. Any unauthorized alteration, forgery or falsification of the content or appearance of this document is unlawful and offenders may be prosecuted to the fullest extent of the law. Unless otherwise stated the results shown in this test report refer only to the sample(s) tested and such sample(s) are retained for 30 days only.

Attention: To check the authenticity of testing /inspection report & certificate, please contact us at telephone: (86-755) 8307 1443, or email: CN.Doccheck@sgs.com

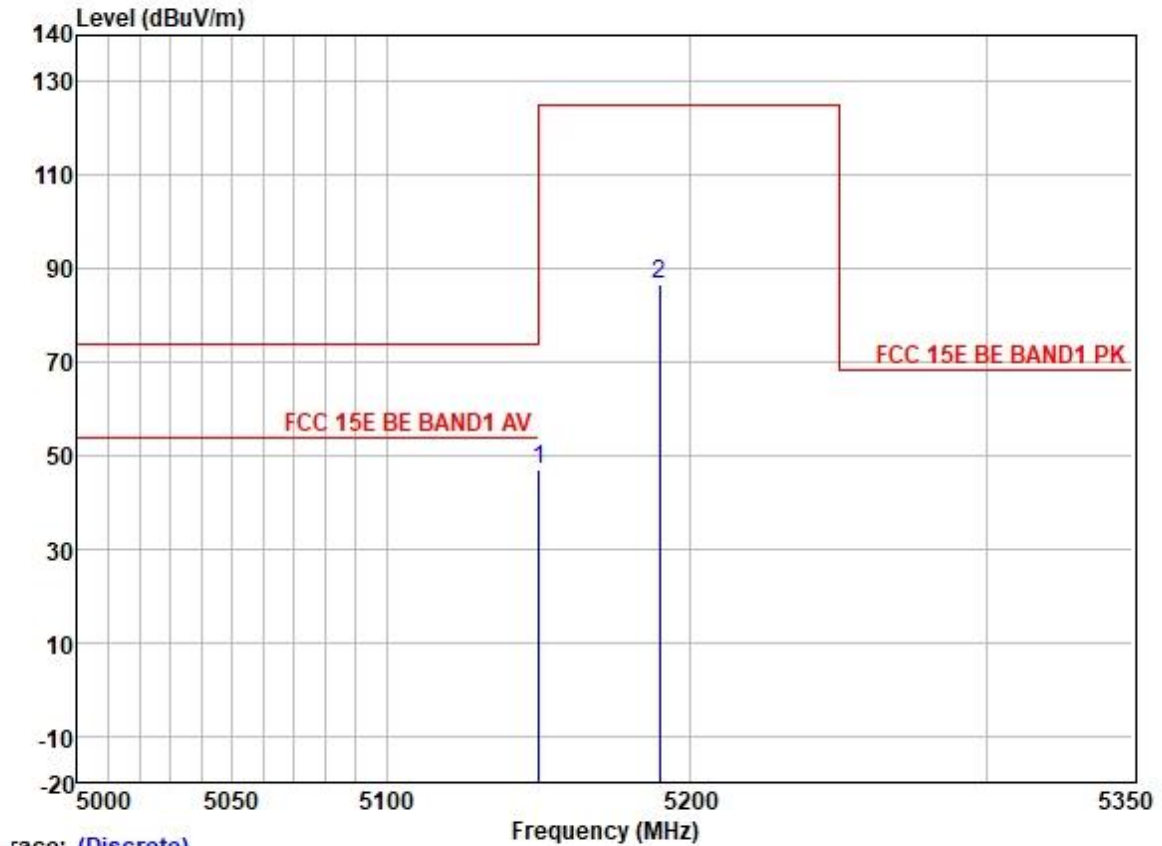
Test Mode: 06; Polarity: Horizontal; Modulation:802.11a; Bandwidth:20MHz; Channel:Low;



race: (Discrete)

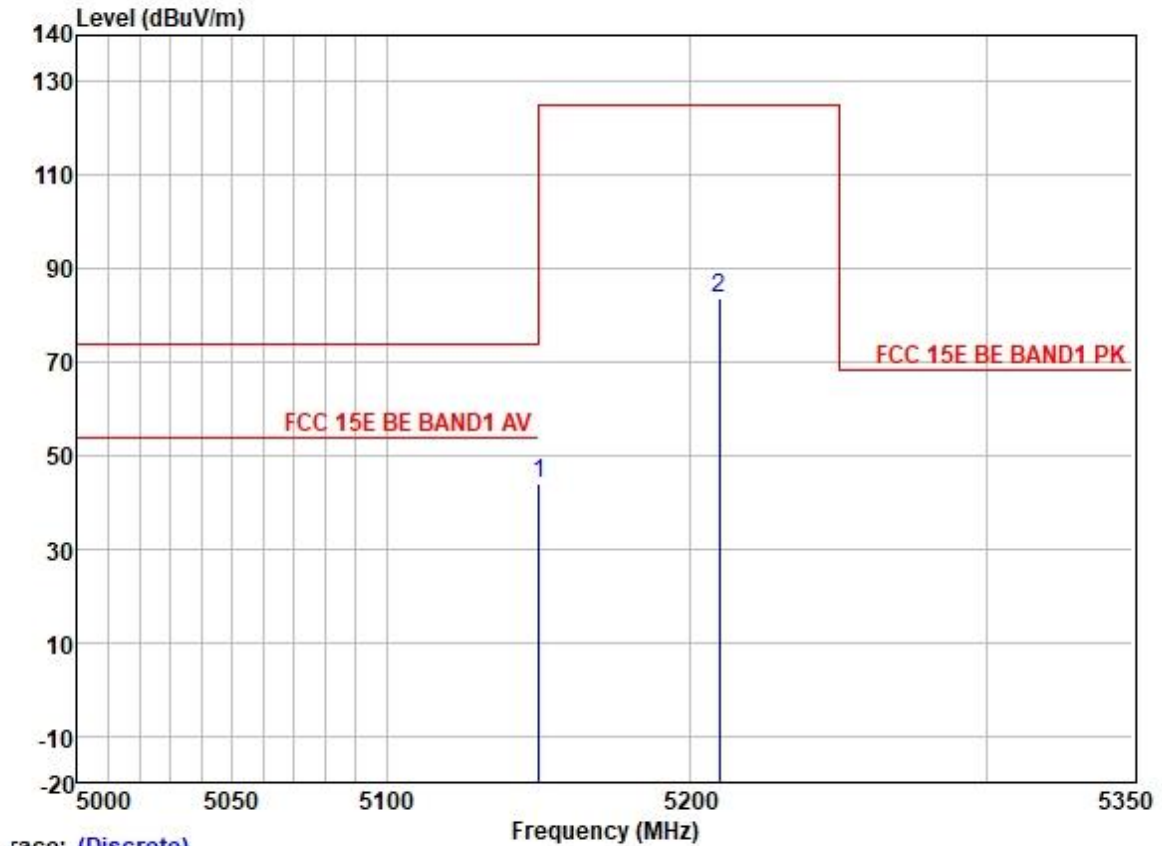
		ReadAntenna		Cable	Preamp		Limit	Over		
	Freq	Level	Factor	Loss	Factor	Level	Line	Limit	Pol/Phase	Remark
	MHz	dBuV	dB/m	dB	dB	dBuV/m	dBuV/m	dB		
1	5150.000	42.09	31.72	5.62	36.86	42.57	74.00	-31.43	HORIZONTAL	Peak
2	5180.000	90.42	31.73	5.61	36.87	90.89	125.20	-34.31	HORIZONTAL	Peak

Test Mode: 06; Polarity: Horizontal; Modulation:802.11n; Bandwidth:40MHz; Channel:Low;



	Freq	ReadAntenna Level Factor	Cable Loss	Preamp Factor	Level	Limit Line	Over Limit	Pol/Phase	Remark
	MHz	dBuV	dB/m	dB	dB	dBuV/m	dBuV/m	dB	
1	5150.000	46.61	31.72	5.62	36.86	47.09	74.00	-26.91	HORIZONTAL Peak
2	5190.000	86.16	31.73	5.60	36.87	86.62	125.20	-38.58	HORIZONTAL Peak

Test Mode: 06; Polarity: Horizontal; Modulation:802.11ac; Bandwidth:80MHz; Channel:Low;



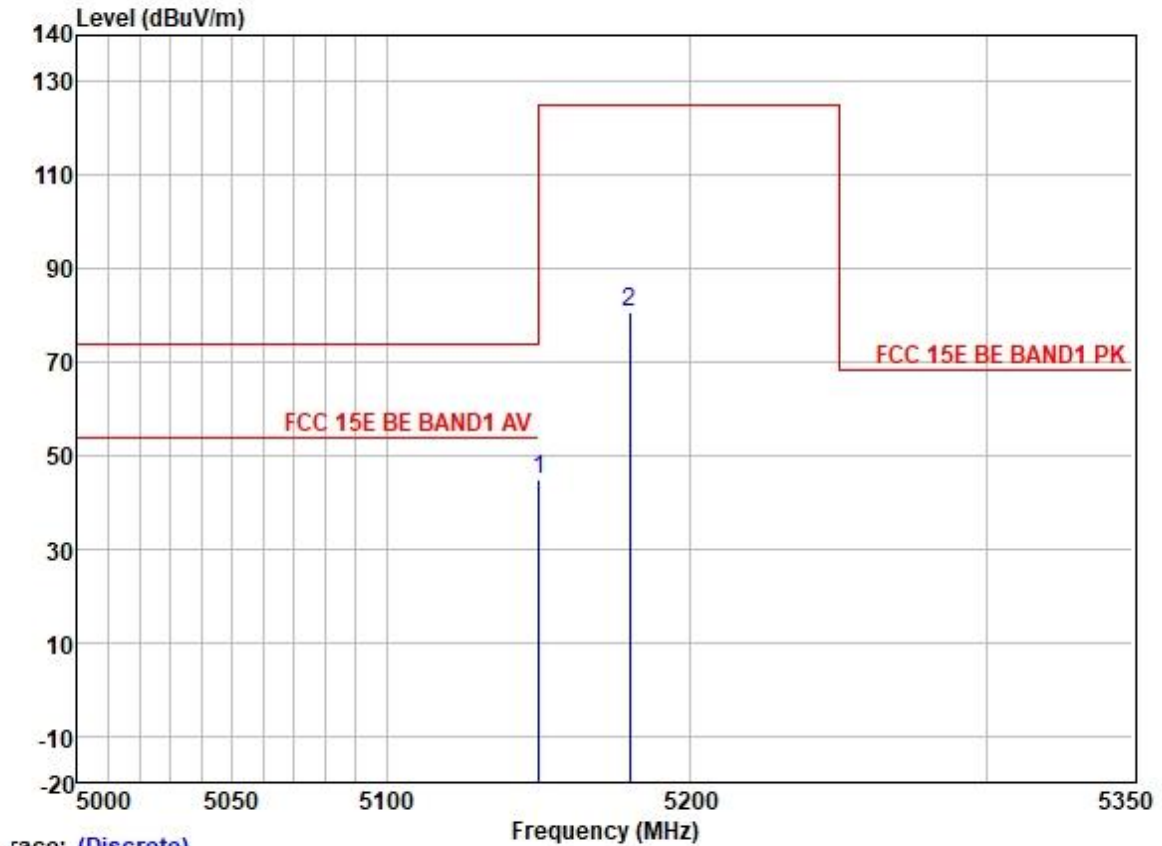
Trace: (Discrete)

		ReadAntenna		Cable	Preamp		Limit	Over		
	Freq	Level	Factor	Loss	Factor	Level	Line	Limit	Pol/Phase	Remark
	MHz	dBuV	dB/m	dB	dB	dBuV/m	dBuV/m	dB		
1	5150.000	43.68	31.72	5.62	36.86	44.16	74.00	-29.84	HORIZONTAL	Peak
2	5210.000	83.23	31.74	5.65	36.87	83.75	125.20	-41.45	HORIZONTAL	Peak



Unless otherwise agreed in writing, this document is issued by the Company subject to its General Conditions of Service printed overleaf, available on request or accessible at <http://www.sgs.com/en/Terms-and-Conditions.aspx> and, for electronic format documents, subject to Terms and Conditions for Electronic Documents at <http://www.sgs.com/en/Terms-and-Conditions/Terms-e-Documents.aspx>. Attention is drawn to the limitation of liability, indemnification and jurisdiction issues defined therein. Any holder of this document is advised that information contained hereon reflects the Company's findings at the time of its intervention only and within the limits of Client's instructions, if any. The Company's sole responsibility is to its Client and this document does not exonerate parties to a transaction from exercising all their rights and obligations under the transaction documents. This document cannot be reproduced except in full, without prior written approval of the Company. Any unauthorized alteration, forgery or falsification of the content or appearance of this document is unlawful and offenders may be prosecuted to the fullest extent of the law. Unless otherwise stated the results shown in this test report refer only to the sample(s) tested and such sample(s) are retained for 30 days only.

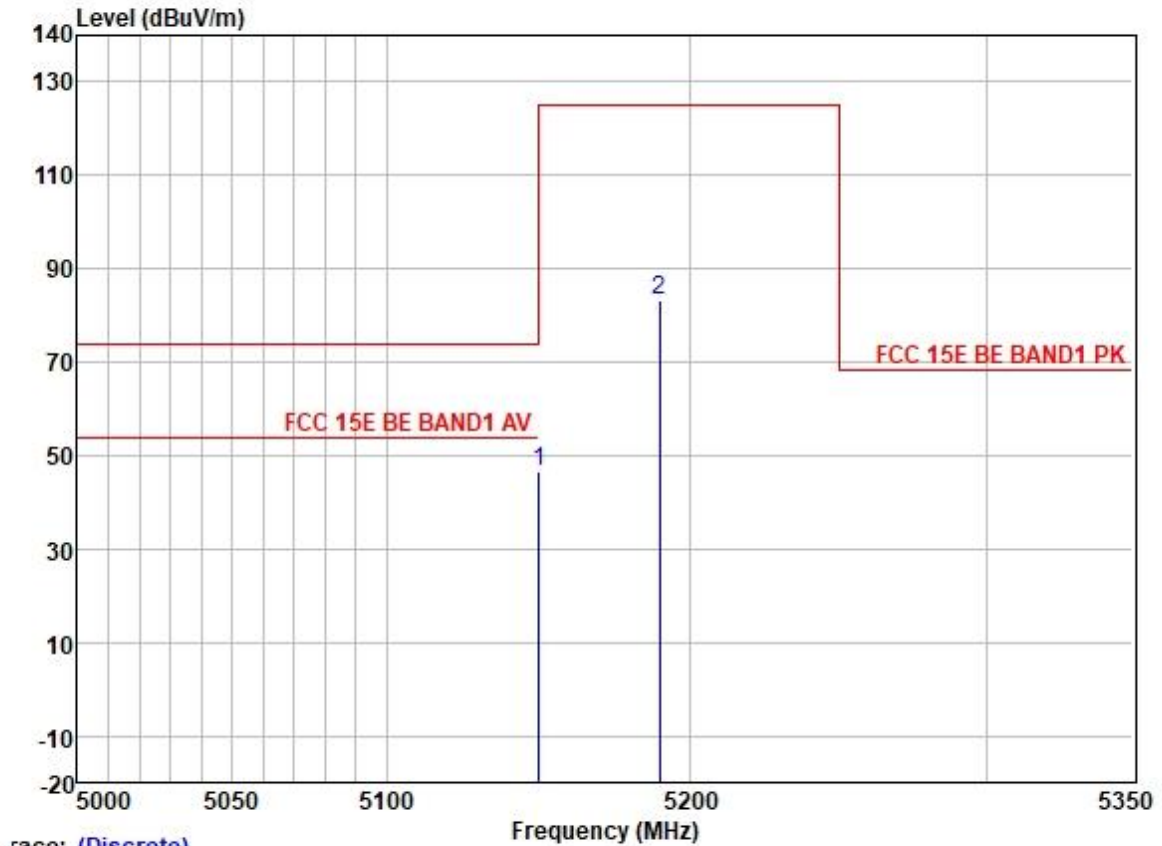
Test Mode: 06; Polarity: Vertical; Modulation:802.11a; Bandwidth:20MHz; Channel:Low;



race: (Discrete)

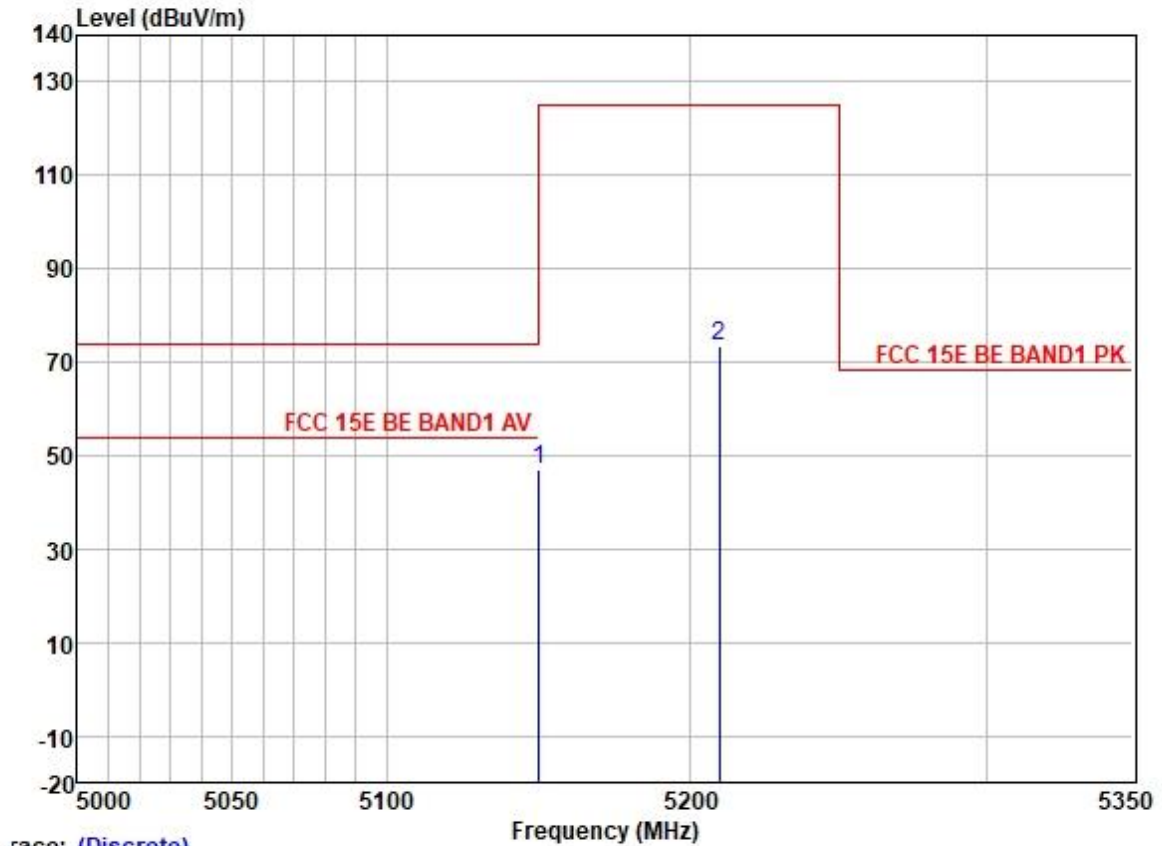
		ReadAntenna		Cable	Preamp		Limit	Over		
	Freq	Level	Factor	Loss	Factor	Level	Line	Limit	Pol/Phase	Remark
	MHz	dBuV	dB/m	dB	dB	dBuV/m	dBuV/m	dB		
1	5150.000	44.25	31.72	5.62	36.86	44.73	74.00	-29.27	VERTICAL	Peak
2	5180.000	80.40	31.73	5.61	36.87	80.87	125.20	-44.33	VERTICAL	Peak

Test Mode: 06; Polarity: Vertical; Modulation:802.11n; Bandwidth:40MHz; Channel:Low;



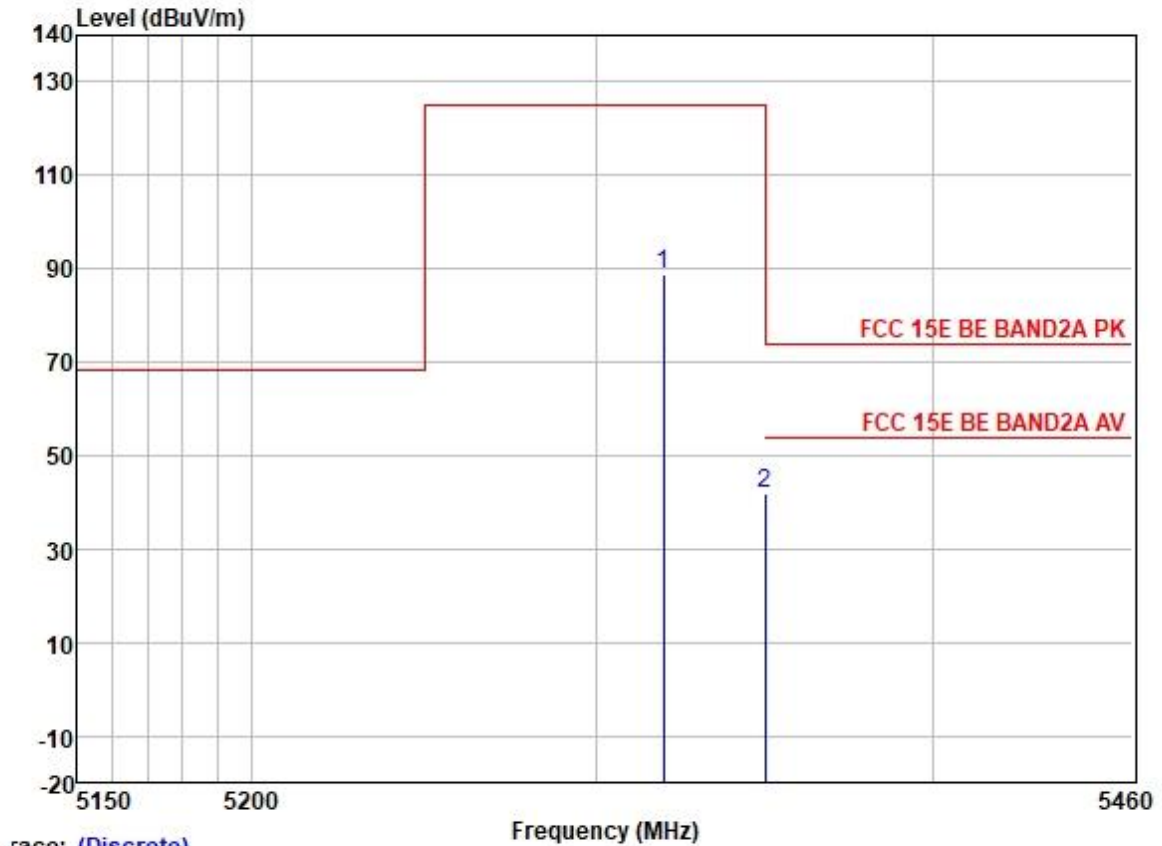
		Read	Antenna	Cable	Preamp		Limit	Over		
	Freq	Level	Factor	Loss	Factor	Level	Line	Limit	Pol/Phase	Remark
	MHz	dBuV	dB/m	dB	dB	dBuV/m	dBuV/m	dB		
1	5150.000	45.90	31.72	5.62	36.86	46.38	74.00	-27.62	VERTICAL	Peak
2	5190.000	82.71	31.73	5.60	36.87	83.17	125.20	-42.03	VERTICAL	Peak

Test Mode: 06; Polarity: Vertical; Modulation:802.11ac; Bandwidth:80MHz; Channel:Low;



Race: (Discrete)	Frequency (MHz)									
	Read	Antenna	Cable	Preamp		Limit	Over			
	Freq	Level	Factor	Loss	Factor	Level	Line	Limit	Pol/Phase	Remark
	MHz	dBuV	dB/m	dB	dB	dBuV/m	dBuV/m	dB		
1	5150.000	46.31	31.72	5.62	36.86	46.79	74.00	-27.21	VERTICAL	Peak
2	5210.000	73.07	31.74	5.65	36.87	73.59	125.20	-51.61	VERTICAL	Peak

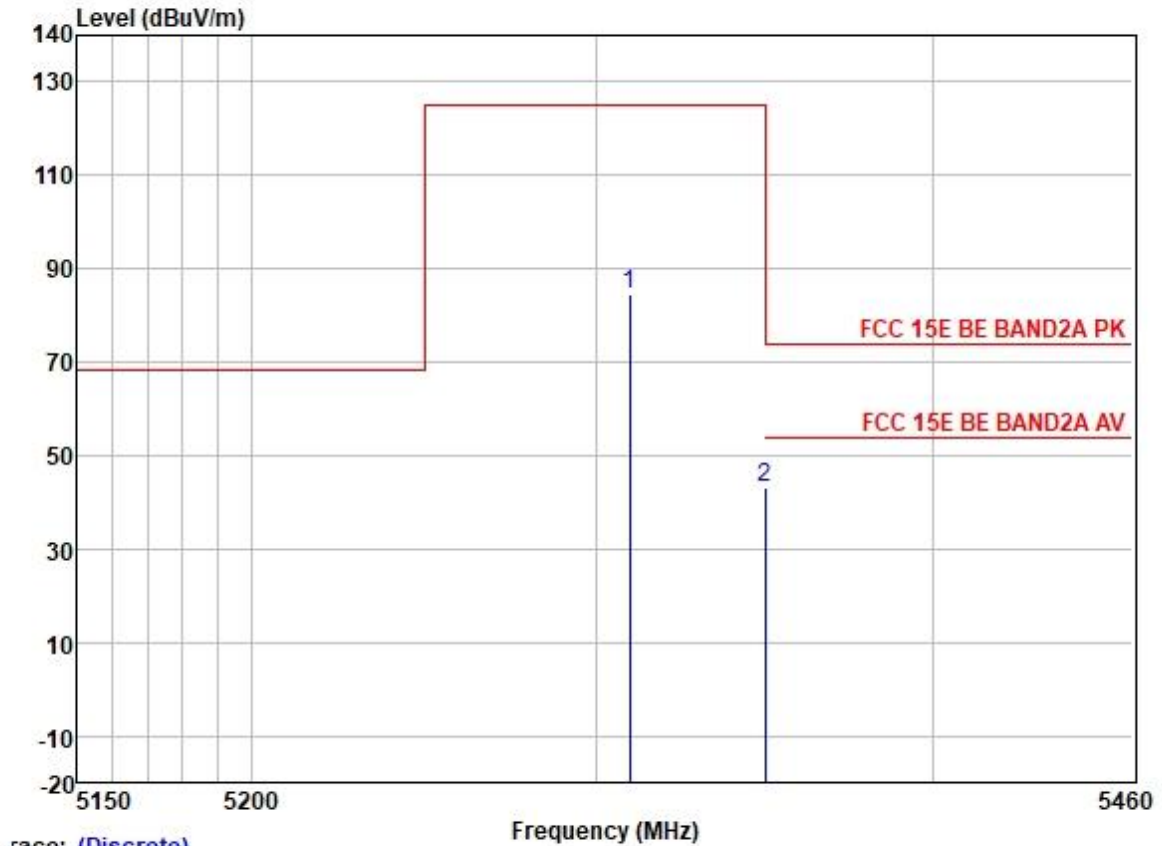
Test Mode: 07; Polarity: Horizontal; Modulation:802.11a; Bandwidth:20MHz; Channel:High;



Trace: (Discrete)

	Read	Antenna	Cable	Preamp		Limit	Over		
Freq	Level	Factor	Loss	Factor	Level	Line	Limit	Pol/Phase	Remark
MHz	dBuV	dB/m	dB	dB	dBuV/m	dBuV/m	dB		
1	5320.000	87.76	31.77	6.08	36.88	88.73	125.20	-36.47	HORIZONTAL Peak
2	5350.000	40.95	31.77	6.05	36.88	41.89	74.00	-32.11	HORIZONTAL Peak

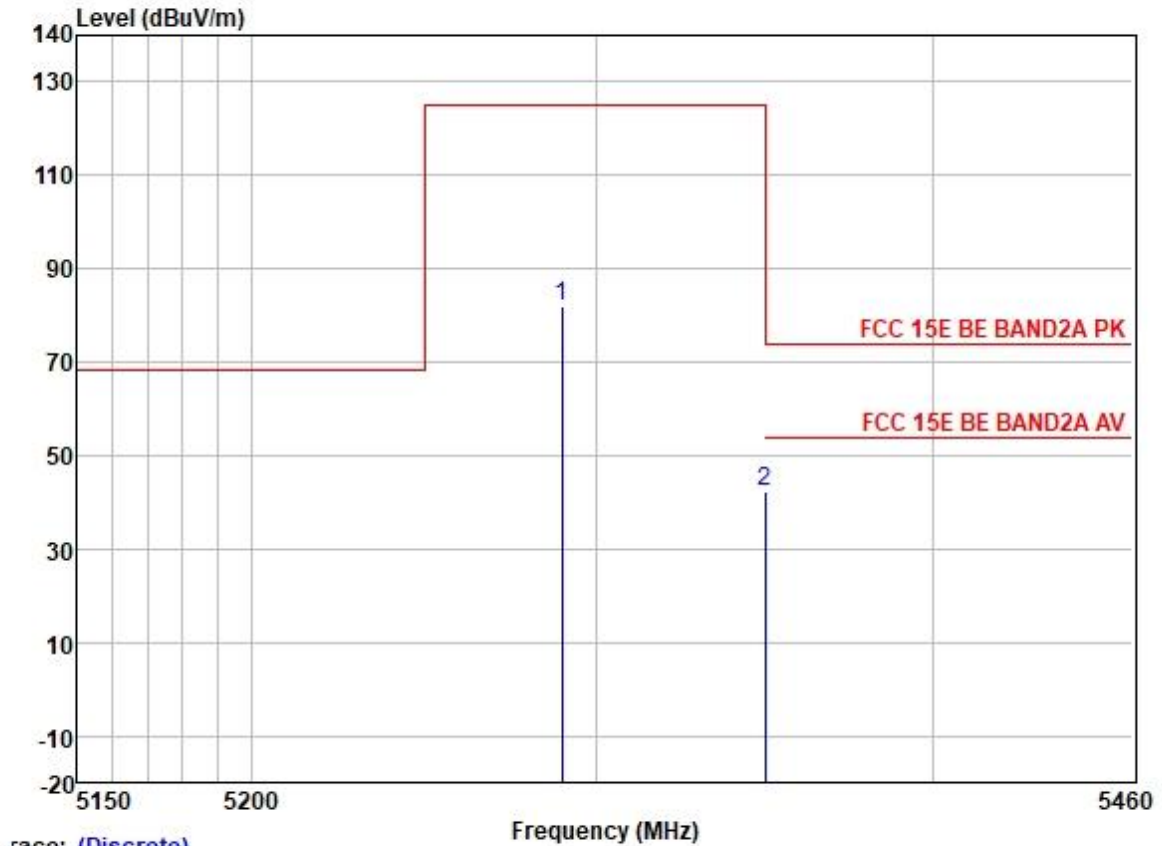
Test Mode: 07; Polarity: Horizontal; Modulation:802.11n; Bandwidth:40MHz; Channel:High;



race: (Discrete)

		ReadAntenna		Cable	Preamp		Limit	Over		
	Freq	Level	Factor	Loss	Factor	Level	Line	Limit	Pol/Phase	Remark
	MHz	dBuV	dB/m	dB	dB	dBuV/m	dBuV/m	dB		
1	5310.000	83.71	31.77	6.08	36.87	84.69	125.20	-40.51	HORIZONTAL	Peak
2	5350.000	42.27	31.77	6.05	36.88	43.21	74.00	-30.79	HORIZONTAL	Peak

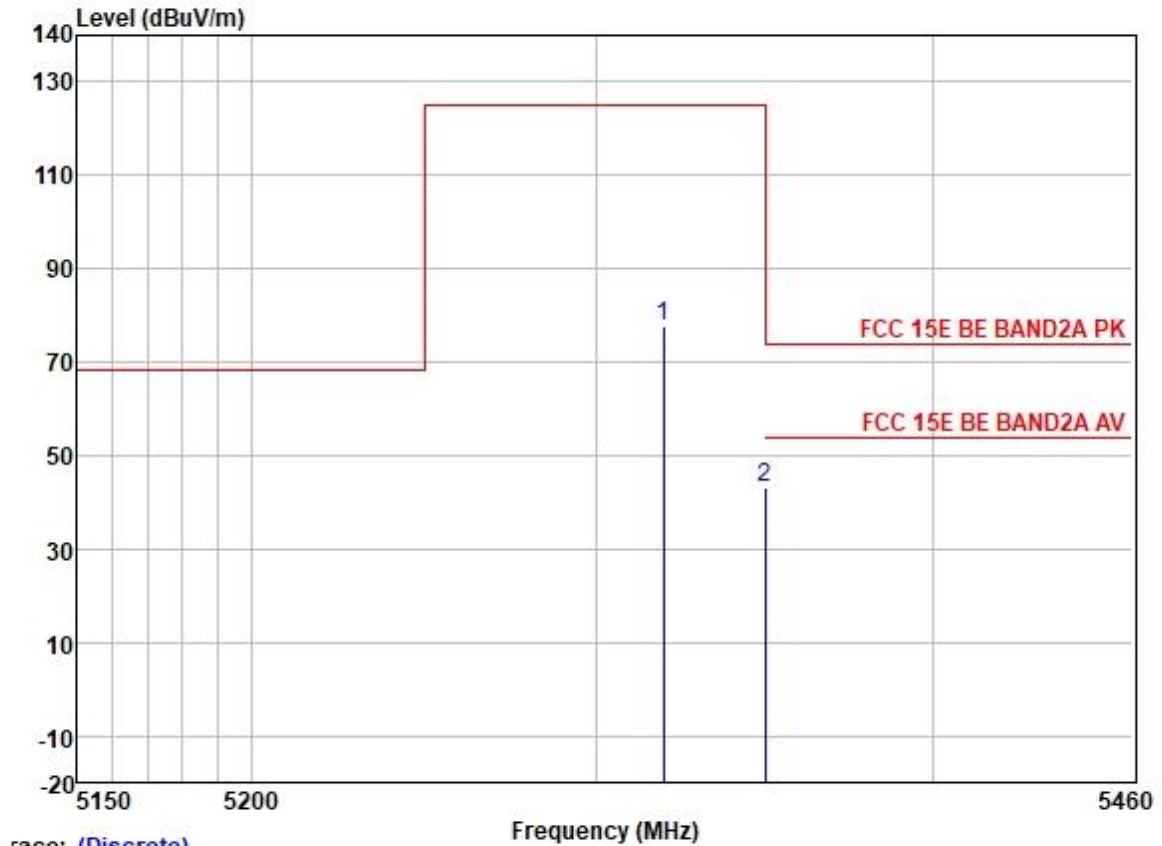
Test Mode: 07; Polarity: Horizontal; Modulation:802.11a; Bandwidth:80MHz; Channel:Low;



Trace: (Discrete)

	Read	Antenna	Cable	Preamp		Limit	Over		
Freq	Level	Factor	Loss	Factor	Level	Line	Limit	Pol/Phase	Remark
MHz	dBuV	dB/m	dB	dB	dBuV/m	dBuV/m	dB		
1	5290.000	81.14	31.76	6.00	36.87	82.03	125.20	-43.17	HORIZONTAL Peak
2	5350.000	41.55	31.77	6.05	36.88	42.49	74.00	-31.51	HORIZONTAL Peak

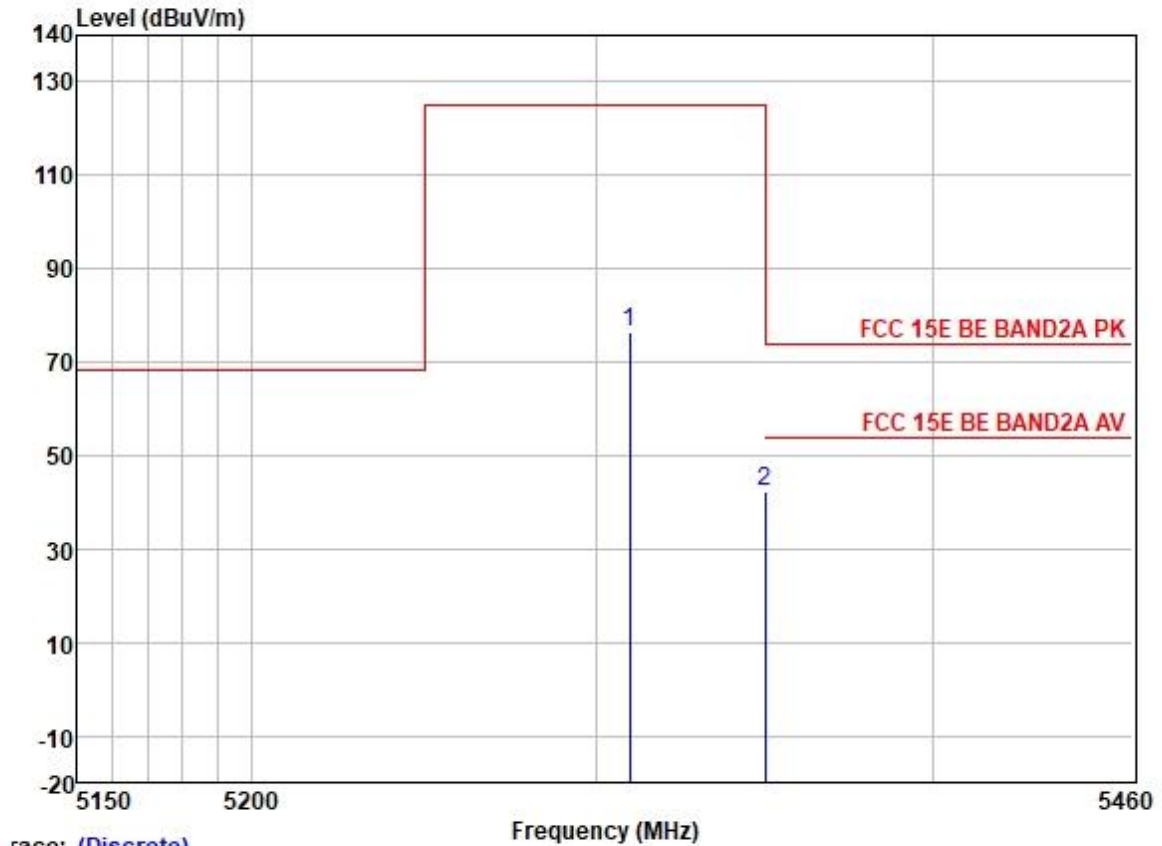
Test Mode: 07; Polarity: Vertical; Modulation:802.11a; Bandwidth:20MHz; Channel:High;



Trace: (Discrete)

		ReadAntenna		Cable	Preamp		Limit	Over		
	Freq	Level	Factor	Loss	Factor	Level	Line	Limit	Pol/Phase	Remark
	MHz	dBuV	dB/m	dB	dB	dBuV/m	dBuV/m	dB		
1	5320.000	76.94	31.77	6.08	36.88	77.91	125.20	-47.29	VERTICAL	Peak
2	5350.000	42.00	31.77	6.05	36.88	42.94	74.00	-31.06	VERTICAL	Peak

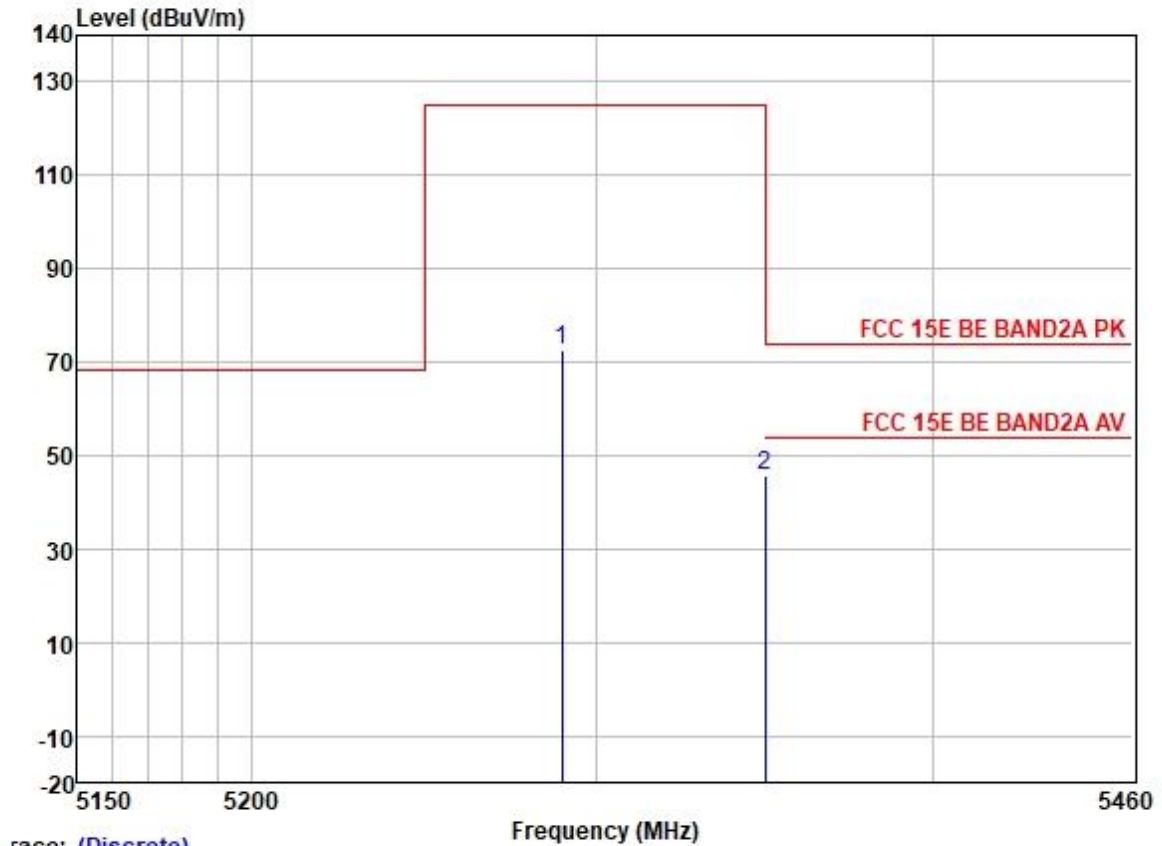
Test Mode: 07; Polarity: Vertical; Modulation:802.11n; Bandwidth:40MHz; Channel:High;



Trace: (Discrete)

	Freq	Read	Antenna	Cable	Preamp	Limit	Over		
	MHz	Level	Factor	Loss	Factor	Line	Limit	Pol/Phase	Remark
	MHz	dBuV	dB/m	dB	dB	dBuV/m	dBuV/m	dB	
1	5310.000	75.51	31.77	6.08	36.87	76.49	125.20	-48.71	VERTICAL Peak
2	5350.000	41.27	31.77	6.05	36.88	42.21	74.00	-31.79	VERTICAL Peak

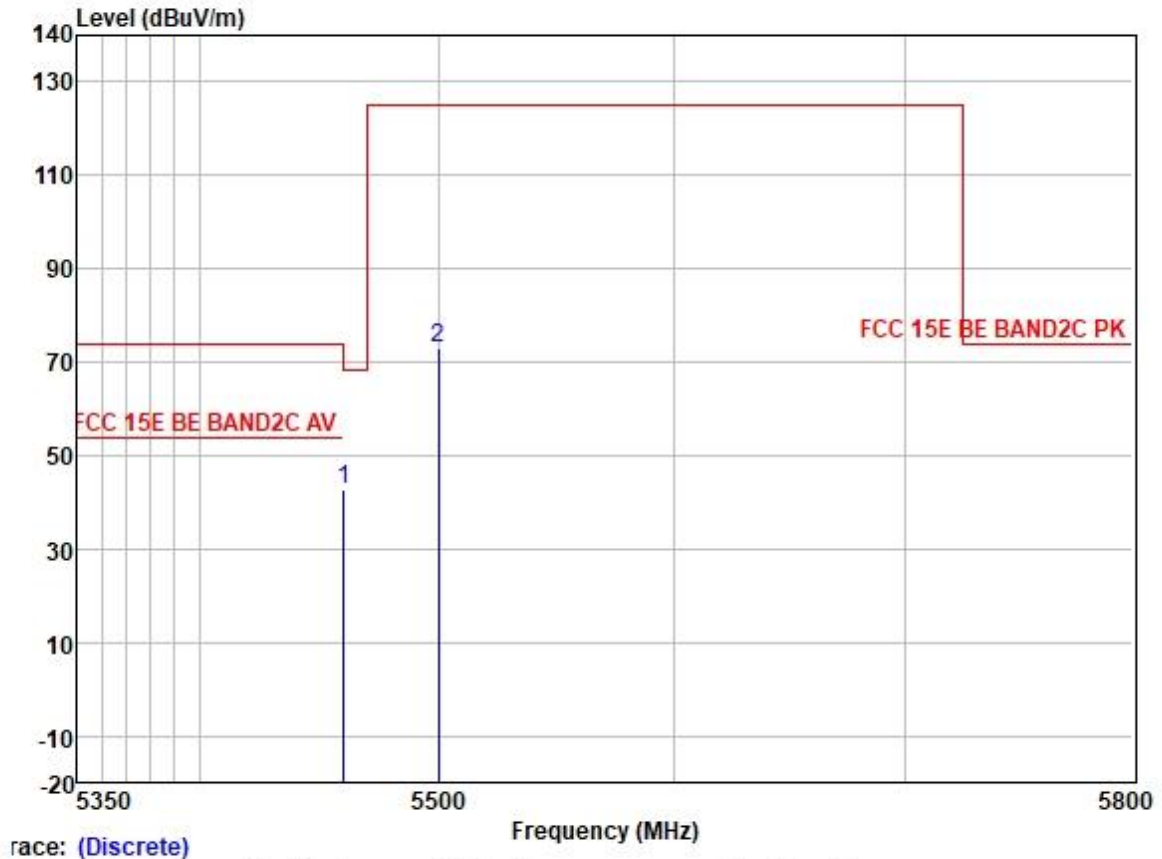
Test Mode: 07; Polarity: Vertical; Modulation:802.11ac; Bandwidth:80MHz; Channel:Low;



race: (Discrete)

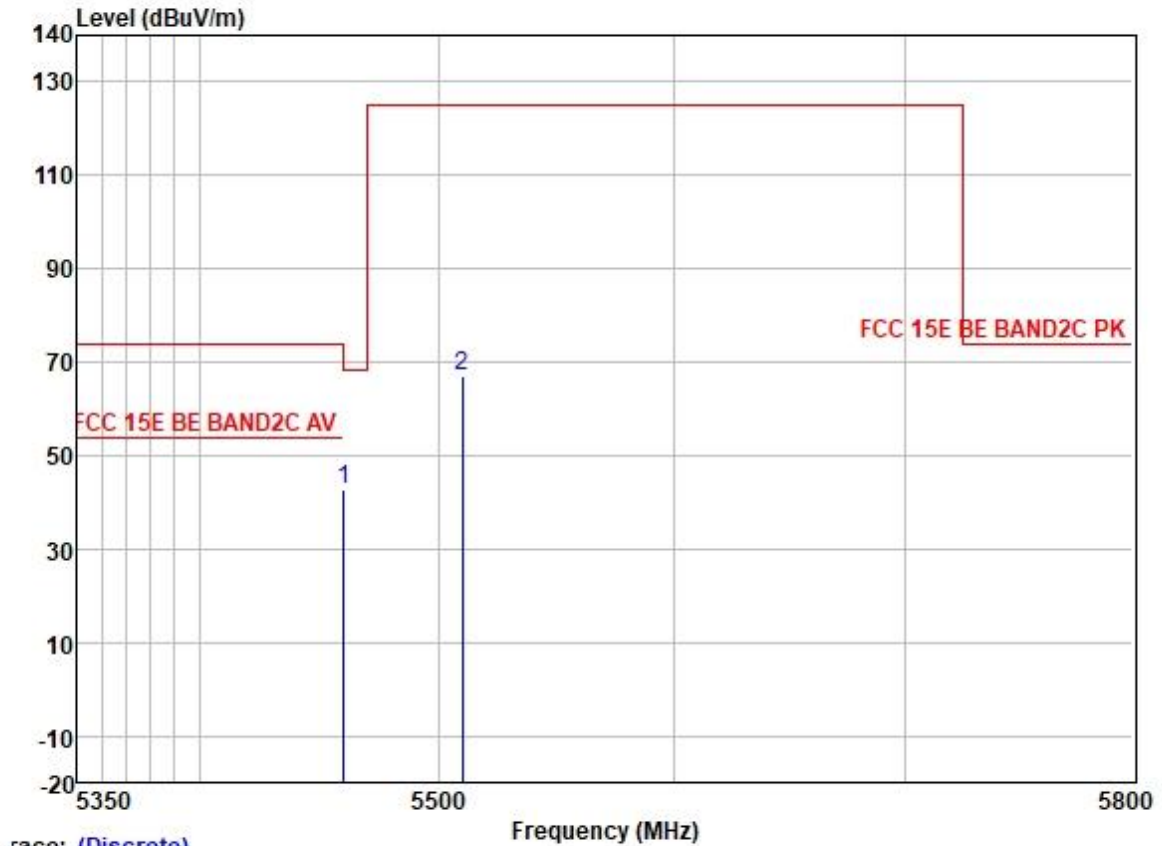
		ReadAntenna		Cable	Preamp		Limit	Over		
	Freq	Level	Factor	Loss	Factor	Level	Line	Limit	Pol/Phase	Remark
	MHz	dBuV	dB/m	dB	dB	dBuV/m	dBuV/m	dB		
1	5290.000	71.79	31.76	6.00	36.87	72.68	125.20	-52.52	VERTICAL	Peak
2	5350.000	44.70	31.77	6.05	36.88	45.64	74.00	-28.36	VERTICAL	Peak

Test Mode: 08; Polarity: Horizontal; Modulation:802.11a; Bandwidth:20MHz; Channel:Low;



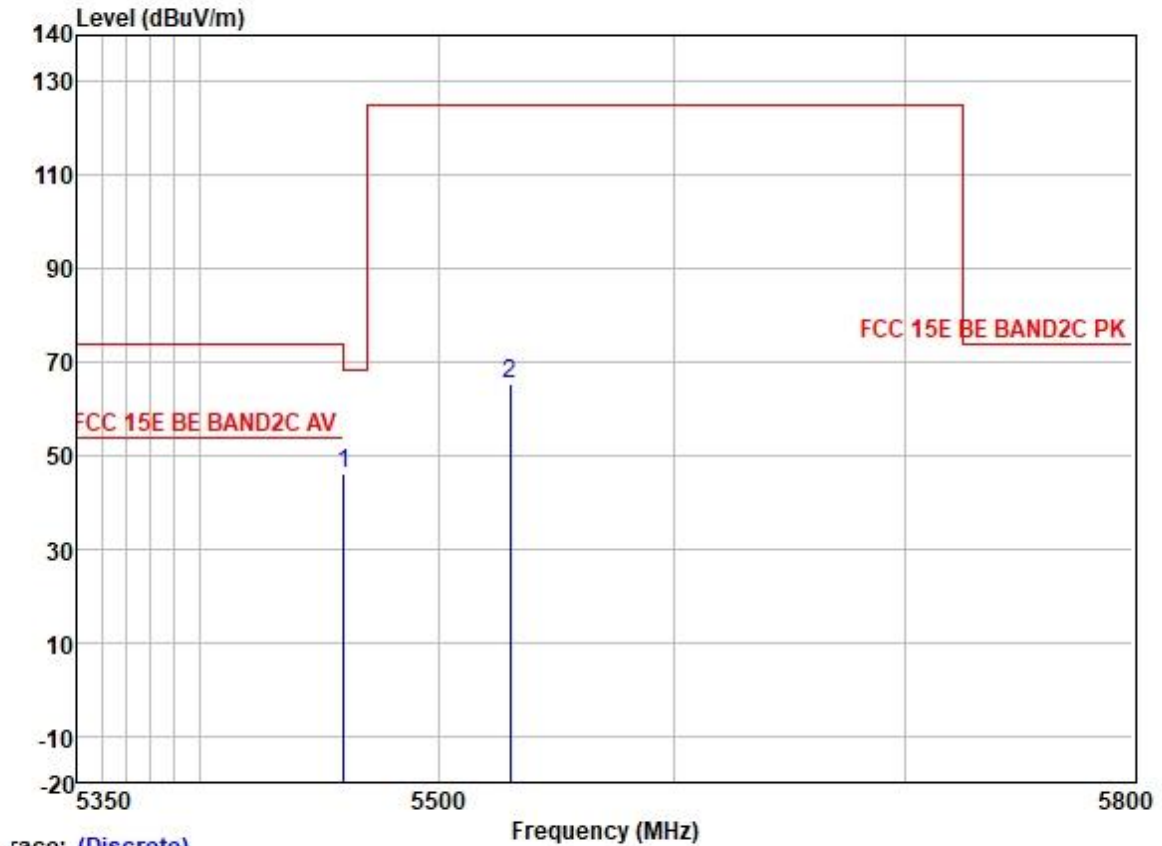
		ReadAntenna		Cable	Preamp		Limit	Over		
	Freq	Level	Factor	Loss	Factor	Level	Line	Limit	Pol/Phase	Remark
	MHz	dBuV	dB/m	dB	dB	dBuV/m	dBuV/m	dB		
1	5460.000	41.45	31.79	6.26	36.88	42.62	68.20	-25.58	HORIZONTAL	Peak
2	5500.000	71.87	31.80	6.40	36.88	73.19	125.20	-52.01	HORIZONTAL	Peak

Test Mode: 08; Polarity: Horizontal; Modulation:802.11n; Bandwidth:40MHz; Channel:Low;



		ReadAntenna		Cable	Preamp		Limit	Over		
	Freq	Level	Factor	Loss	Factor	Level	Line	Limit	Pol/Phase	Remark
	MHz	dBuV	dB/m	dB	dB	dBuV/m	dBuV/m	dB		
1	5460.000	41.57	31.79	6.26	36.88	42.74	68.20	-25.46	HORIZONTAL	Peak
2	5510.000	65.70	31.80	6.40	36.88	67.02	125.20	-58.18	HORIZONTAL	Peak

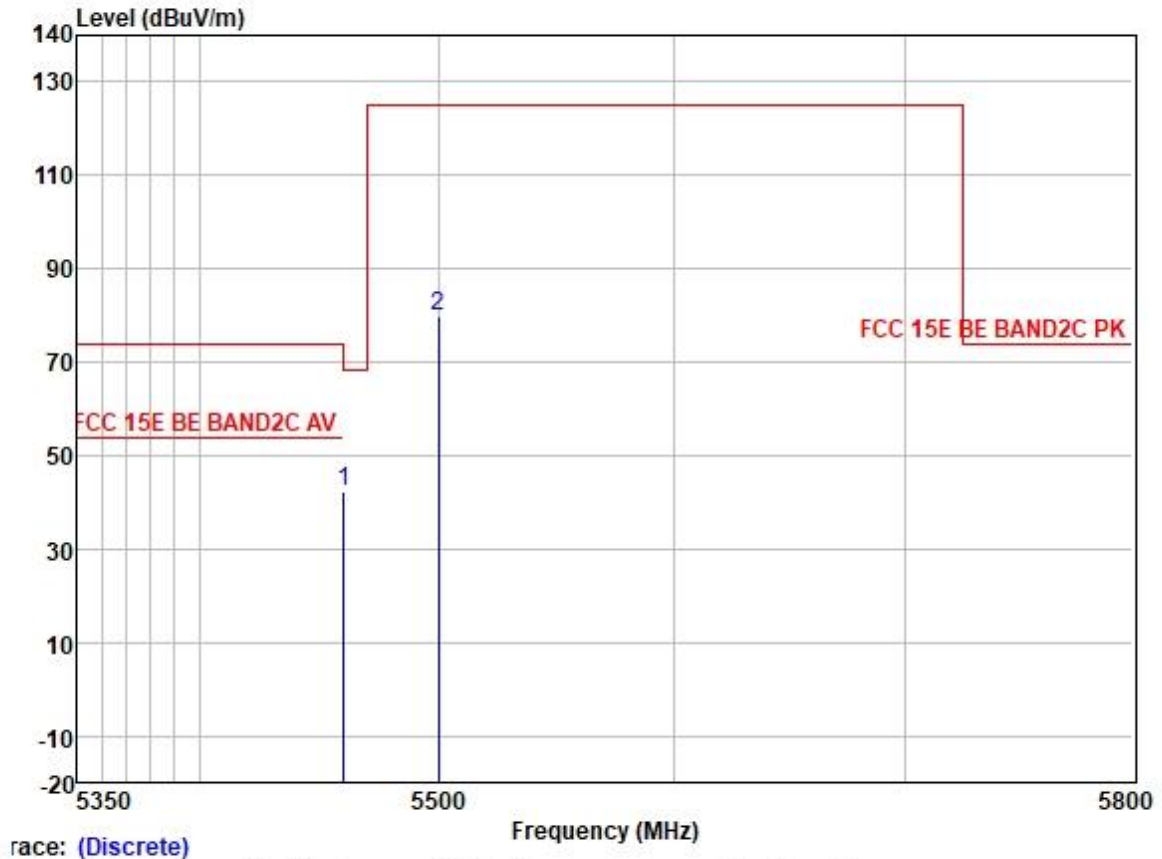
Test Mode: 08; Polarity: Horizontal; Modulation:802.11ac; Bandwidth:80MHz; Channel:Low;



Trace: (Discrete)

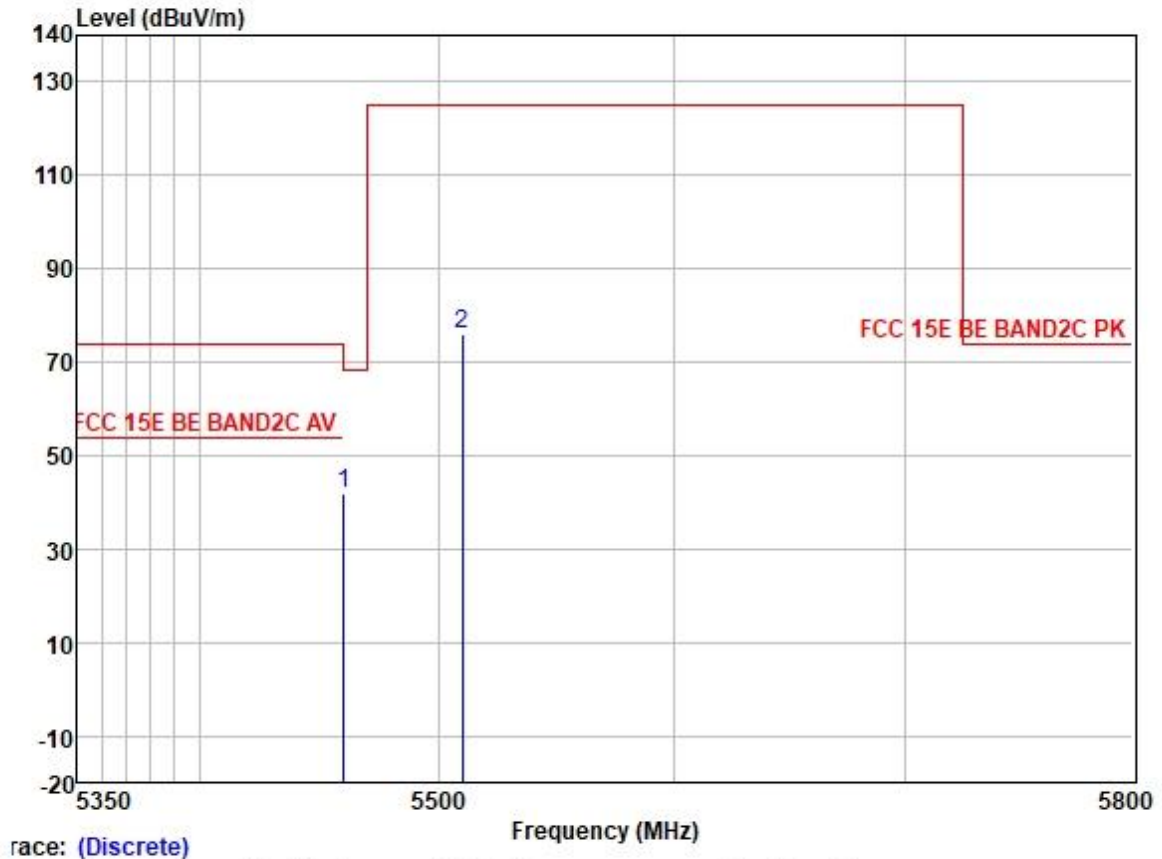
	Freq	Read Level	Antenna Factor	Cable Loss	Preamp Factor	Limit Level	Over Limit	Pol/Phase	Remark
	MHz	dBuV	dB/m	dB	dB	dBuV/m	dBuV/m	dB	
1	5460.000	45.12	31.79	6.26	36.88	46.29	68.20	-21.91	HORIZONTAL Peak
2	5530.000	64.22	31.83	6.37	36.89	65.53	125.20	-59.67	HORIZONTAL Peak

Test Mode: 08; Polarity: Vertical; Modulation:802.11a; Bandwidth:20MHz; Channel:Low;



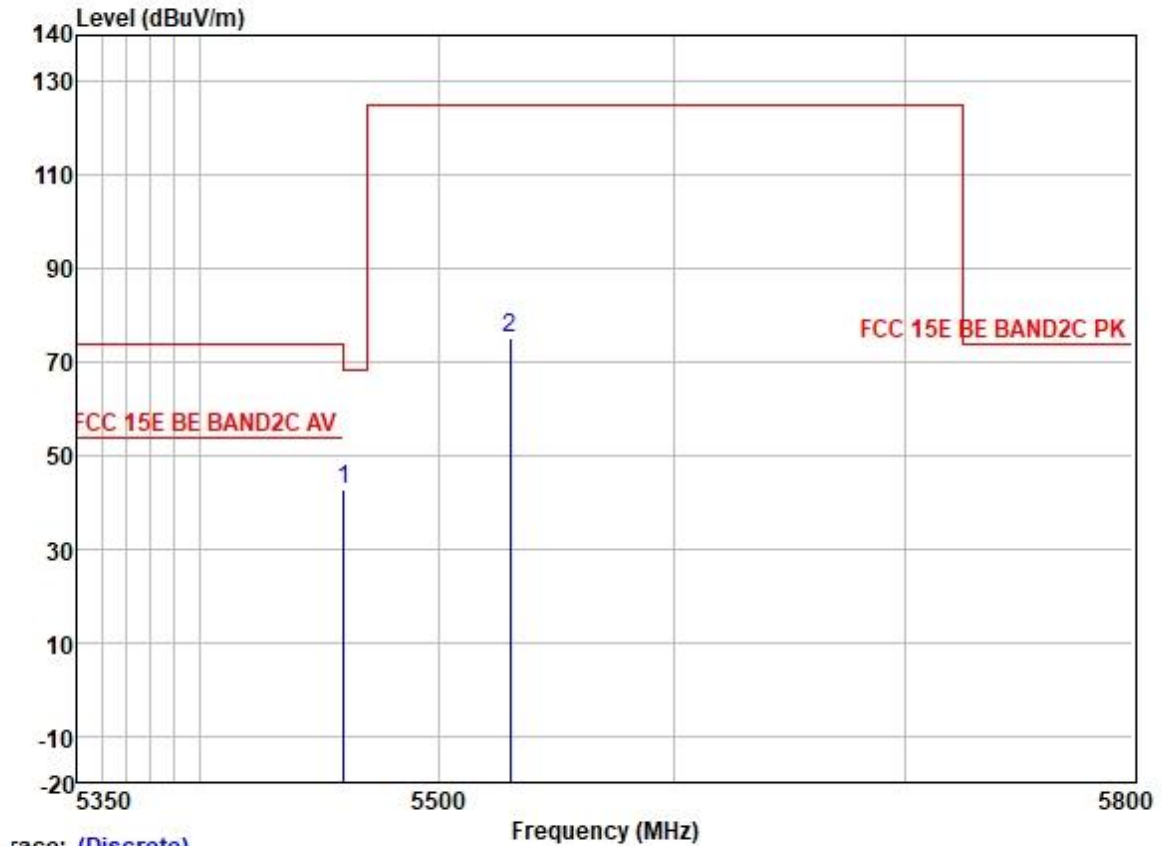
	Freq	ReadAntenna	Cable	Preamp		Limit	Over			
	MHz	Level	Factor	Loss	Factor	Level	Line	Limit	Pol/Phase	Remark
	MHz	dBuV	dB/m	dB	dB	dBuV/m	dBuV/m	dB		
1	5460.000	41.28	31.79	6.26	36.88	42.45	68.20	-25.75	VERTICAL	Peak
2	5500.000	78.35	31.80	6.40	36.88	79.67	125.20	-45.53	VERTICAL	Peak

Test Mode: 08; Polarity: Vertical; Modulation:802.11n; Bandwidth:40MHz; Channel:Low;



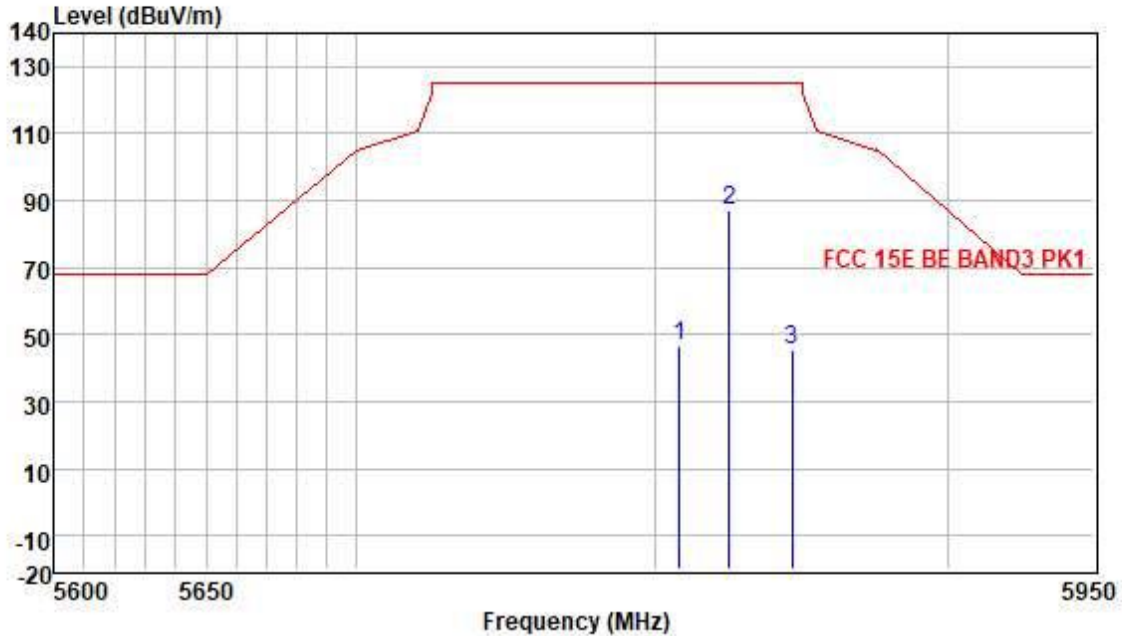
	Freq	ReadAntenna	Cable	Preamp		Limit	Over			
		Level	Factor	Loss	Factor	Level	Line	Limit	Pol/Phase	Remark
	MHz	dBuV	dB/m	dB	dB	dBuV/m	dBuV/m	dB		
1	5460.000	40.73	31.79	6.26	36.88	41.90	68.20	-26.30	VERTICAL	Peak
2	5510.000	74.52	31.80	6.40	36.88	75.84	125.20	-49.36	VERTICAL	Peak

Test Mode: 08; Polarity: Vertical; Modulation:802.11ac; Bandwidth:80MHz; Channel:Low;



		Read	Antenna	Cable	Preamp		Limit	Over		
	Freq	Level	Factor	Loss	Factor	Level	Line	Limit	Pol/Phase	Remark
	MHz	dBuV	dB/m	dB	dB	dBuV/m	dBuV/m	dB		
1	5460.000	41.72	31.79	6.26	36.88	42.89	68.20	-25.31	VERTICAL	Peak
2	5530.000	73.75	31.83	6.37	36.89	75.06	125.20	-50.14	VERTICAL	Peak

Test Mode: 09; Polarity: Horizontal; Modulation:802.11a; Bandwidth:20MHz; Channel:High;



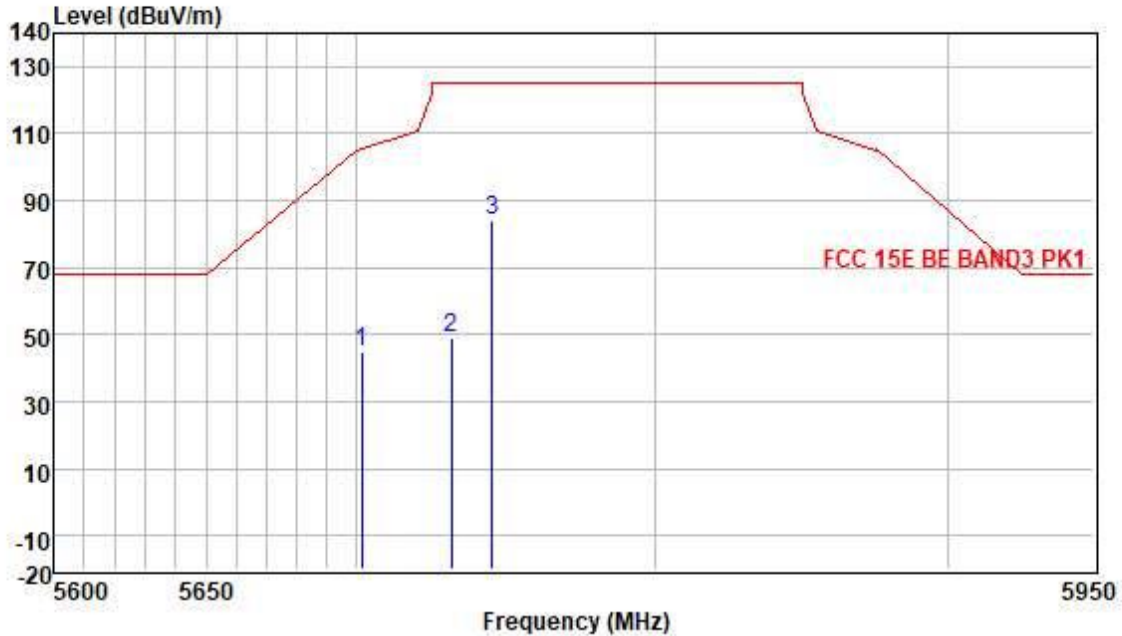
	Freq	Read Level	Antenna Factor	Cable Loss	Preamp Factor	Level	Limit Line	Over Limit	Pol/Phase	Remark
	MHz	dBuV	dB/m	dB	dB	dBuV/m	dBuV/m	dB		
1	5808.09	45.18	32.21	6.07	36.89	46.57	125.20	-78.63	HORIZONTAL	Peak
2	5825.00	85.96	32.23	6.04	36.90	87.33	125.20	-37.87	HORIZONTAL	Peak
3	5846.55	43.99	32.25	6.00	36.90	45.34	125.20	-79.86	HORIZONTAL	Peak



Unless otherwise agreed in writing, this document is issued by the Company subject to its General Conditions of Service printed overleaf, available on request or accessible at <http://www.sgs.com/en/Terms-and-Conditions.aspx> and, for electronic format documents, subject to Terms and Conditions for Electronic Documents at <http://www.sgs.com/en/Terms-and-Conditions/Terms-e-Documents.aspx>. Attention is drawn to the limitation of liability, indemnification and jurisdiction issues defined therein. Any holder of this document is advised that information contained hereon reflects the Company's findings at the time of its intervention only and within the limits of Client's instructions, if any. The Company's sole responsibility is to its Client and this document does not exonerate parties to a transaction from exercising all their rights and obligations under the transaction documents. This document cannot be reproduced except in full, without prior written approval of the Company. Any unauthorized alteration, forgery or falsification of the content or appearance of this document is unlawful and offenders may be prosecuted to the fullest extent of the law. Unless otherwise stated the results shown in this test report refer only to the sample(s) tested and such sample(s) are retained for 30 days only.

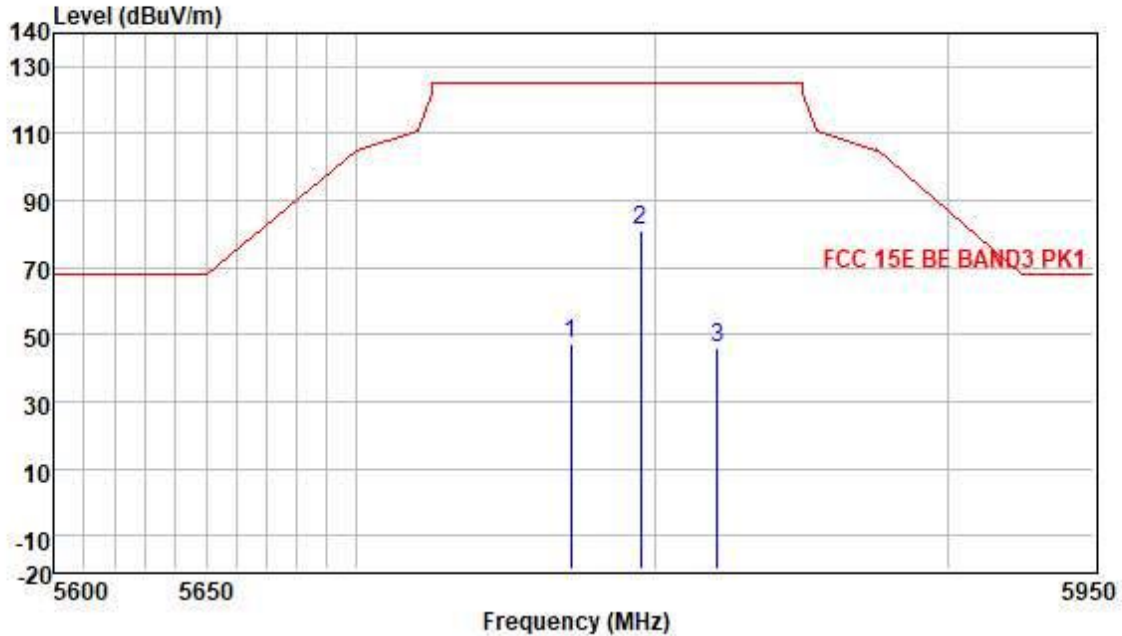
Attention: To check the authenticity of testing /inspection report & certificate, please contact us at telephone: (86-755) 8307 1443, or email: CN.Doccheck@sgs.com

Test Mode: 09; Polarity: Horizontal; Modulation:802.11a; Bandwidth:20MHz; Channel:Low;



	Freq	Read Level	Antenna Factor	Cable Loss	Preamp Factor	Level	Limit Line	Over Limit	Pol/Phase	Remark
	MHz	dBuV	dB/m	dB	dB	dBuV/m	dBuV/m	dB		
1	5701.59	43.37	32.01	6.40	36.89	44.89	105.65	-60.76	HORIZONTAL	Peak
2	5731.42	47.53	32.07	6.25	36.89	48.96	125.20	-76.24	HORIZONTAL	Peak
3	5745.00	82.66	32.10	6.20	36.89	84.07	125.20	-41.13	HORIZONTAL	Peak

Test Mode: 09; Polarity: Horizontal; Modulation:802.11n; Bandwidth:40MHz; Channel:High;



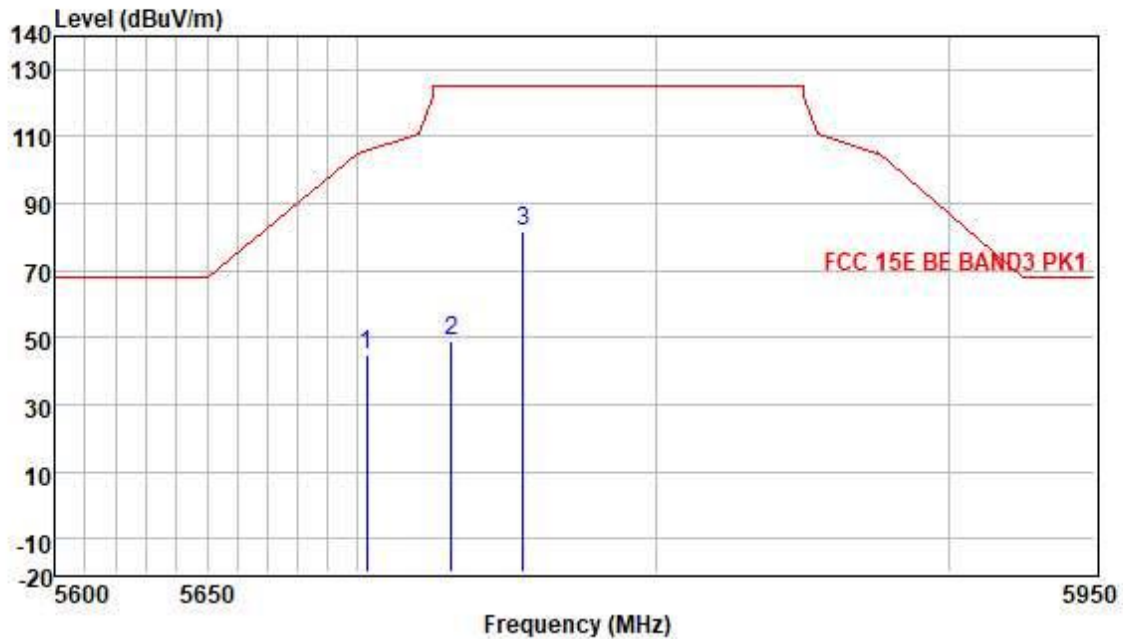
	Freq	Read Level	Antenna Factor	Cable Loss	Preamp Factor	Level	Limit Line	Over Limit	Pol/Phase	Remark
	MHz	dBuV	dB/m	dB	dB	dBuV/m	dBuV/m	dB		
1	5771.47	45.61	32.13	6.15	36.89	47.00	125.20	-78.20	HORIZONTAL	Peak
2	5795.00	79.79	32.19	6.10	36.89	81.19	125.20	-44.01	HORIZONTAL	Peak
3	5821.02	44.74	32.21	6.07	36.90	46.12	125.20	-79.08	HORIZONTAL	Peak



Unless otherwise agreed in writing, this document is issued by the Company subject to its General Conditions of Service printed overleaf, available on request or accessible at <http://www.sgs.com/en/Terms-and-Conditions.aspx> and, for electronic format documents, subject to Terms and Conditions for Electronic Documents at <http://www.sgs.com/en/Terms-and-Conditions/Terms-e-Documents.aspx>. Attention is drawn to the limitation of liability, indemnification and jurisdiction issues defined therein. Any holder of this document is advised that information contained hereon reflects the Company's findings at the time of its intervention only and within the limits of Client's instructions, if any. The Company's sole responsibility is to its Client and this document does not exonerate parties to a transaction from exercising all their rights and obligations under the transaction documents. This document cannot be reproduced except in full, without prior written approval of the Company. Any unauthorized alteration, forgery or falsification of the content or appearance of this document is unlawful and offenders may be prosecuted to the fullest extent of the law. Unless otherwise stated the results shown in this test report refer only to the sample(s) tested and such sample(s) are retained for 30 days only.

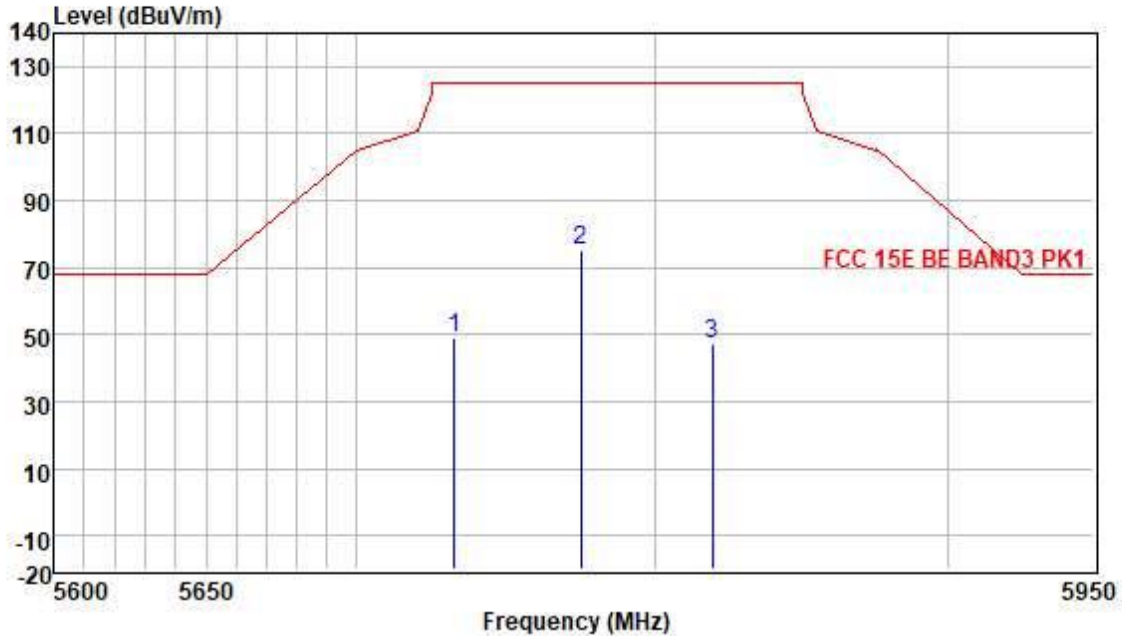
Attention: To check the authenticity of testing /inspection report & certificate, please contact us at telephone: (86-755) 8307 1443, or email: CN.Doccheck@sgs.com

Test Mode: 09; Polarity: Horizontal; Modulation:802.11n; Bandwidth:40MHz; Channel:Low;



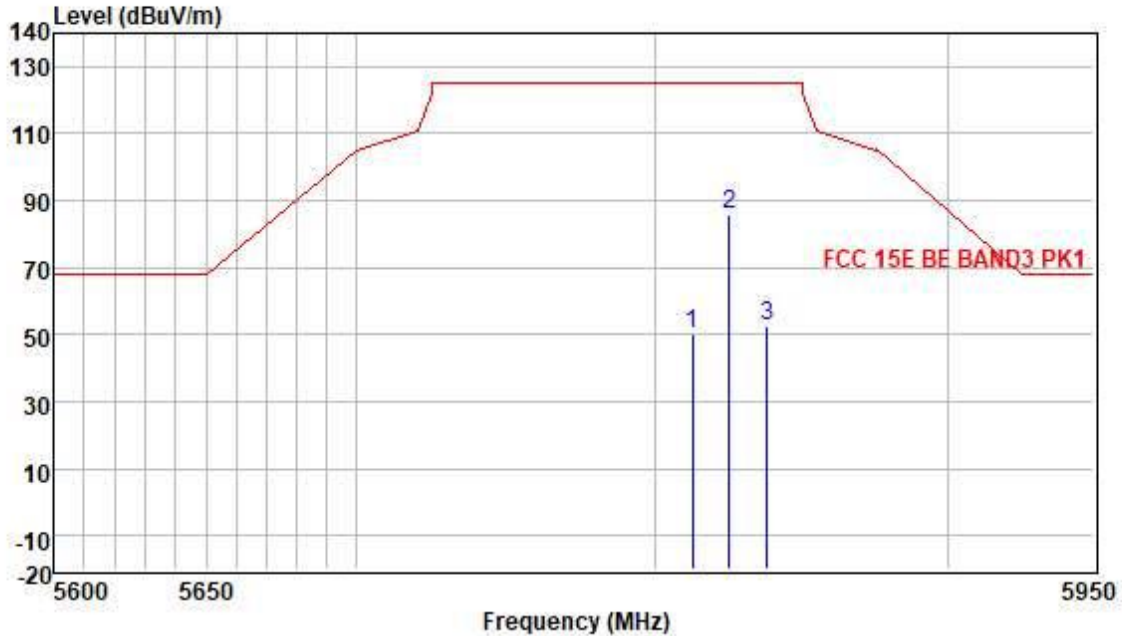
	Freq	Read Level	Antenna Factor	Cable Loss	Preamp Factor	Level	Limit Line	Over Limit	Pol/Phase	Remark
	MHz	dBuV	dB/m	dB	dB	dBuV/m	dBuV/m	dB		
1	5703.04	43.05	32.01	6.40	36.89	44.57	106.05	-61.48	HORIZONTAL	Peak
2	5730.97	47.48	32.07	6.25	36.89	48.91	125.20	-76.29	HORIZONTAL	Peak
3	5755.00	80.36	32.10	6.20	36.89	81.77	125.20	-43.43	HORIZONTAL	Peak

Test Mode: 09; Polarity: Horizontal; Modulation:802.11ac; Bandwidth:80MHz; Channel:Low;



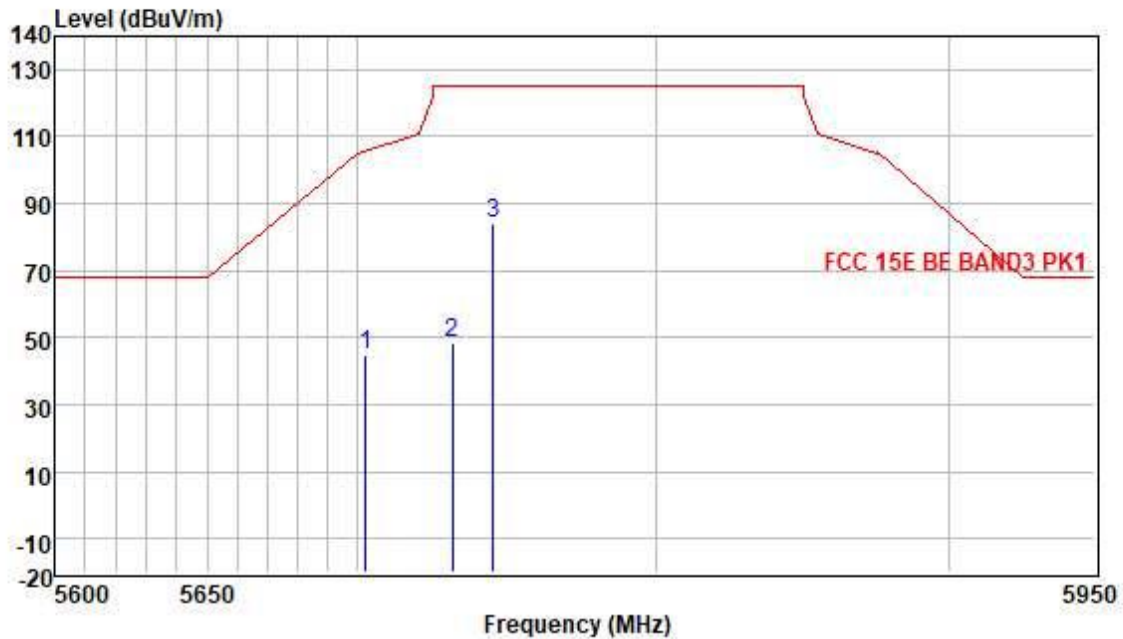
	Freq	Read Level	Antenna Factor	Cable Loss	Preamp Factor	Level	Limit Line	Over Limit	Pol/Phase	Remark
	MHz	dBuV	dB/m	dB	dB	dBuV/m	dBuV/m	dB		
1	5732.59	47.62	32.07	6.25	36.89	49.05	125.20	-76.15	HORIZONTAL	Peak
2	5775.00	73.91	32.16	6.10	36.89	75.28	125.20	-49.92	HORIZONTAL	Peak
3	5819.43	46.07	32.21	6.07	36.90	47.45	125.20	-77.75	HORIZONTAL	Peak

Test Mode: 09; Polarity: Vertical; Modulation:802.11a; Bandwidth:20MHz; Channel:High;



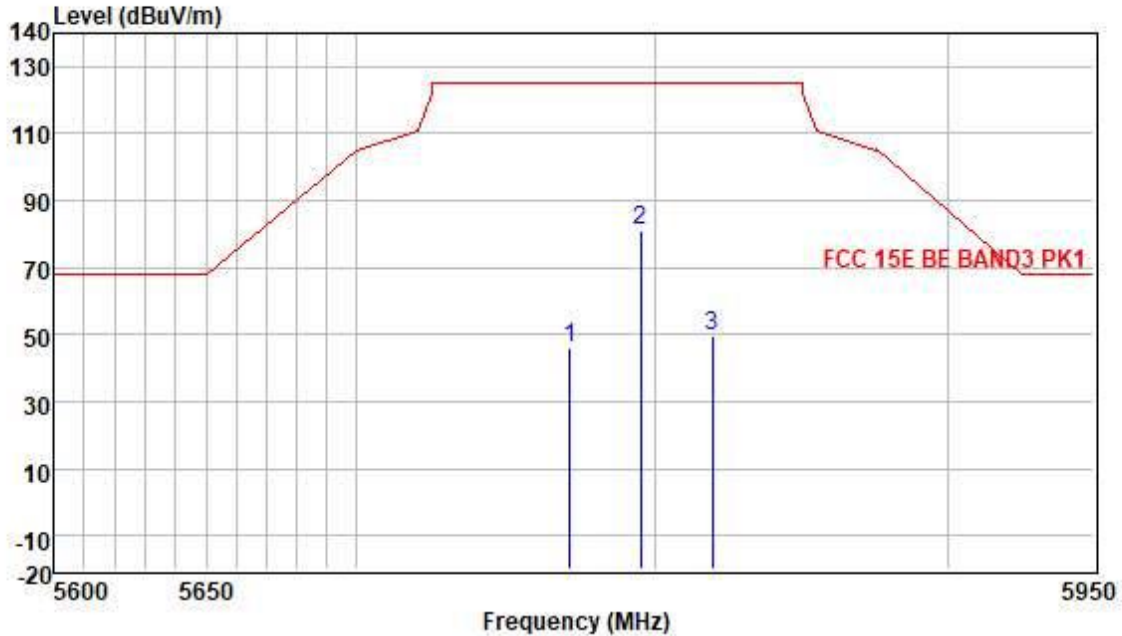
	Freq	Read Level	Antenna Factor	Cable Loss	Preamplifier Factor	Level	Limit Line	Over Limit	Pol/Phase	Remark
	MHz	dBuV	dB/m	dB	dB	dBuV/m	dBuV/m	dB		
1	5812.46	48.62	32.21	6.07	36.89	50.01	125.20	-75.19	VERTICAL	Peak
2	5825.00	84.62	32.23	6.04	36.90	85.99	125.20	-39.21	VERTICAL	Peak
3	5837.76	50.91	32.23	6.04	36.90	52.28	125.20	-72.92	VERTICAL	Peak

Test Mode: 09; Polarity: Vertical; Modulation:802.11a; Bandwidth:20MHz; Channel:Low;



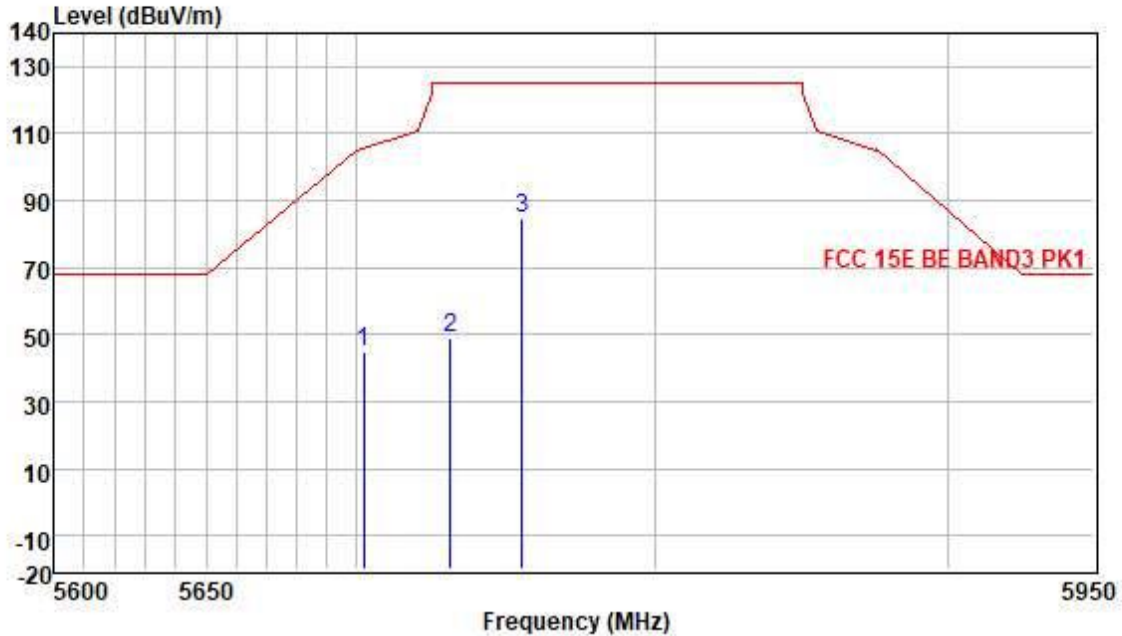
	Freq	Read Level	Antenna Factor	Cable Loss	Preamp Factor	Level	Limit Line	Over Limit	Pol/Phase	Remark
	MHz	dBuV	dB/m	dB	dB	dBuV/m	dBuV/m	dB		
1	5702.69	43.43	32.01	6.40	36.89	44.95	105.95	-61.00	VERTICAL	Peak
2	5731.42	47.16	32.07	6.25	36.89	48.59	125.20	-76.61	VERTICAL	Peak
3	5745.00	82.91	32.10	6.20	36.89	84.32	125.20	-40.88	VERTICAL	Peak

Test Mode: 09; Polarity: Vertical; Modulation:802.11n; Bandwidth:40MHz; Channel:High;



	Freq	Read Level	Antenna Factor	Cable Loss	Preamp Factor	Level	Limit Line	Over Limit	Pol/Phase	Remark
	MHz	dBuV	dB/m	dB	dB	dBuV/m	dBuV/m	dB		
1	5771.08	44.58	32.13	6.15	36.89	45.97	125.20	-79.23	VERTICAL	Peak
2	5795.00	79.82	32.19	6.10	36.89	81.22	125.20	-43.98	VERTICAL	Peak
3	5819.42	48.40	32.21	6.07	36.90	49.78	125.20	-75.42	VERTICAL	Peak

Test Mode: 09; Polarity: Vertical; Modulation:802.11n; Bandwidth:40MHz; Channel:Low;



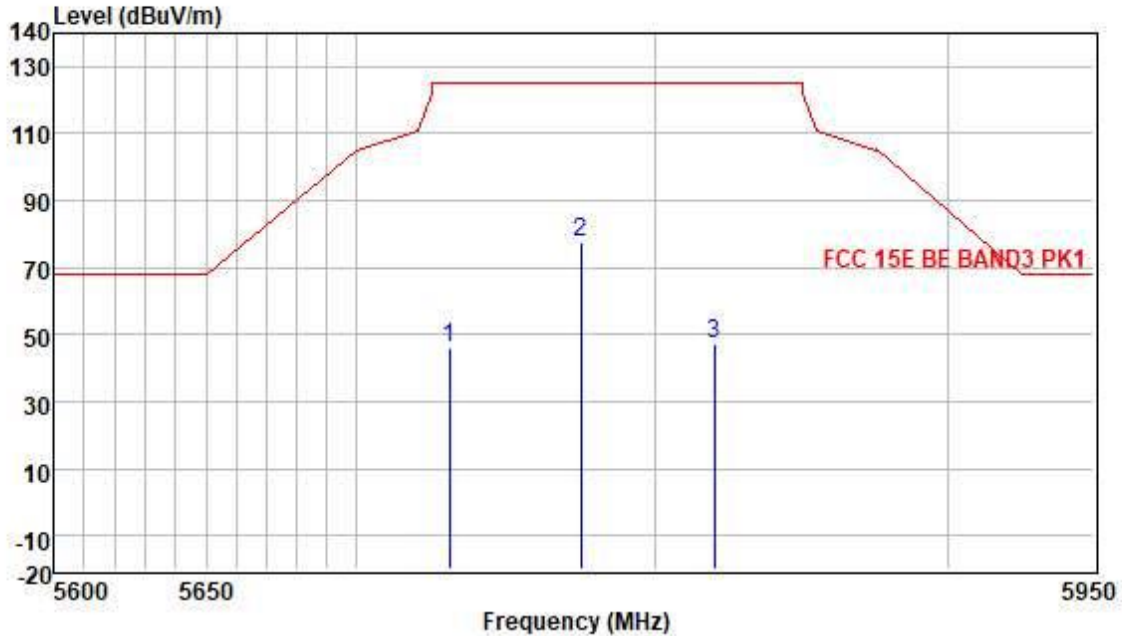
	Freq	Read Level	Antenna Factor	Cable Loss	Preamp Factor	Level	Limit Line	Over Limit	Pol/Phase	Remark
	MHz	dBuV	dB/m	dB	dB	dBuV/m	dBuV/m	dB		
1	5702.34	43.53	32.01	6.40	36.89	45.05	105.86	-60.81	VERTICAL	Peak
2	5730.97	47.59	32.07	6.25	36.89	49.02	125.20	-76.18	VERTICAL	Peak
3	5755.00	83.33	32.10	6.20	36.89	84.74	125.20	-40.46	VERTICAL	Peak



Unless otherwise agreed in writing, this document is issued by the Company subject to its General Conditions of Service printed overleaf, available on request or accessible at <http://www.sgs.com/en/Terms-and-Conditions.aspx> and, for electronic format documents, subject to Terms and Conditions for Electronic Documents at <http://www.sgs.com/en/Terms-and-Conditions/Terms-e-Documents.aspx>. Attention is drawn to the limitation of liability, indemnification and jurisdiction issues defined therein. Any holder of this document is advised that information contained hereon reflects the Company's findings at the time of its intervention only and within the limits of Client's instructions, if any. The Company's sole responsibility is to its Client and this document does not exonerate parties to a transaction from exercising all their rights and obligations under the transaction documents. This document cannot be reproduced except in full, without prior written approval of the Company. Any unauthorized alteration, forgery or falsification of the content or appearance of this document is unlawful and offenders may be prosecuted to the fullest extent of the law. Unless otherwise stated the results shown in this test report refer only to the sample(s) tested and such sample(s) are retained for 30 days only.

Attention: To check the authenticity of testing /inspection report & certificate, please contact us at telephone: (86-755) 8307 1443, or email: CN.Doccheck@sgs.com

Test Mode: 09; Polarity: Vertical; Modulation:802.11ac; Bandwidth:80MHz; Channel:Low;



	Freq	Read Level	Antenna Factor	Cable Loss	Preamp Factor	Level	Limit Line	Over Limit	Pol/Phase	Remark
	MHz	dBuV	dB/m	dB	dB	dBuV/m	dBuV/m	dB		
1	5730.85	44.75	32.07	6.25	36.89	46.18	125.20	-79.02	VERTICAL	Peak
2	5775.00	76.12	32.16	6.10	36.89	77.49	125.20	-47.71	VERTICAL	Peak
3	5820.14	45.94	32.21	6.07	36.90	47.32	125.20	-77.88	VERTICAL	Peak

8 Appendix

Refer to Appendix _ FCC U-NII BANDS Test Results.

- End of the Report -