

TEST SETUP PHOTOGRAPHS

Conducted Emissions Front View-M1




Conducted Emissions Side View-M1



Conducted Emissions Front View-M2




Conducted Emissions Side View-M2



Conducted Emissions Front View-M3




Conducted Emissions Side View-M3



Radiated Emission 30MHz-1GHz View-M1




Radiated Emission 9kHz-30MHz View-Parallel-M1



Radiated Emission 9kHz-30MHz View-Perpendicular-M1




Radiated Emissio 9kHz-30MHz View-Ground-parallel-M1



Radiated Emission 30MHz-1GHz View-M2




Radiated Emission 9kHz-30MHz View-Parallel-M2



Radiated Emission 9kHz-30MHz View-Perpendicular-M2




Radiated Emission 9kHz-30MHz View-Ground-parallel-M2




Radiated Emission 30MHz-1GHz View-M3




Radiated Emission 9kHz-30MHz View-Parallel-M3



Radiated Emission 9kHz-30MHz View-Perpendicular-M3



Radiated Emissio 9kHz-30MHz View-Ground-parallel-M3



Radiated Emission Above 1GHz View

