




VIII. Technical support

1) Liquid sampling technique with 10 mL syringe

N°	Action	Picture
1	Take a little more of the desired volume by plunging the syringe into the bottle	
2	Turn the syringe upside down	
3	Expel residual air from the top of the syringe	
4	Expel the excess liquid volume by positioning the bottom of the piston at the required volume scale	