



Test Set Up Photographs Radiated



Photograph 1: Front View Radiated Emissions Below 1000 MHz Configuration



Photograph 2: Back View Radiated Emissions 30 MHz – 1000 MHz Configuration



Photograph 3: Front View Radiated Emissions Above 1000 MHz Configuration



Photograph 4: Front View Conducted Emissions Worst-Case Configuration




Photograph 5: Back View Conducted Emissions Worst-Case Configuration

Reference Test Set Up Photographs



Photograph 6: Reference Photo of Test Setup for Emissions Below 30 MHz



Photograph 7: Reference Photo of Test Setup for Emissions From 30 MHz to 1000 MHz



Photograph 8: Reference Photo of Test Setup for Emissions Above 1000 MHz