

2Boom™




INFINITY BAR

PORTABLE WIRELESS SPEAKER

Model: BT120

INSTRUCTION MANUAL

PLEASE READ ALL INSTRUCTIONS CAREFULLY & RETAIN FOR FUTURE USE



IMPORTANT SAFETY INFORMATION

1. Read all instructions before using this product.
2. Do not leave this product unattended while connected to the power supply.
3. Do not immerse in water or any other liquids.
4. Do not use if unit has been dropped or damaged in any way.
5. Improper repairs may place user at serious risk.
6. Repairs to electrical equipment should only be performed by qualified personnel. Place unit on sound, even surface, free of vibrations and away from sources of heat.
7. Do not put objects into openings.
8. Do not use this unit for anything other than its intended use.
9. Keep this product out of reach of children.
10. This product is not a toy.

Do not play music at excessive levels especially near children, as damage to hearing may occur.

CAUTION:

Risk of Fire and Burns. Do Not Open, Crush, Heat Above (manufacturer's specified maximum temperature) or Incinerate. Follow Manufacturer's Instructions.

GETTING STARTED:

Remove the unit from the box. Remove any packaging from the product.

Please retain all packaging until you have checked and counted all the parts and the contents against the parts list.

INCLUDES:

- 1 (One) Speaker
- 1 (One) USB Charging Cable
- 1 (One) Instruction Manual

FEATURES:

- Wireless connectivity
- Support USB/FM Radio/TF/AUX/TWS
- Rechargeable Lithium battery

CHARGING:

Plug the USB cable into the speaker's charging port and connect to the power source.

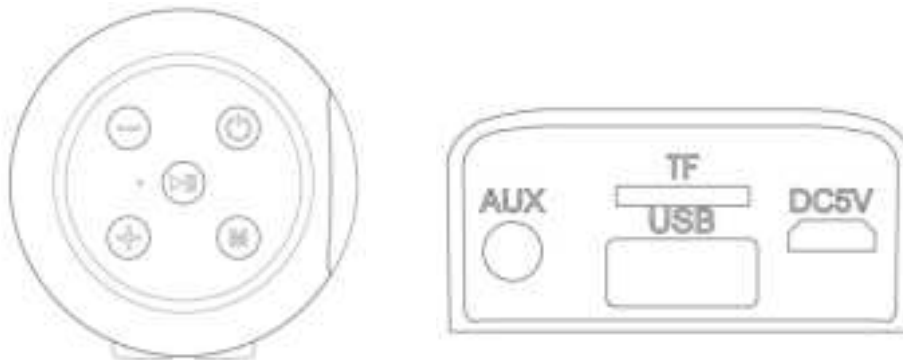
The RED LED indicator on panel will be on when the unit is charging and will be off when charger fully.










BLUETOOTH CONNECTION :

Turn on the speaker unit and the Mobile or other devices, and search for pairing name "**2BOOM-BT120**" to pair the two devices. Once paired before, it will automatically connect after the unit is turned on.


The Bluetooth® word mark and logos are registered trademark owned by Bluetooth SIG, Inc. and any use of such mark by MiGear International Group LLC is under license. Other trademarks and trade names are those of their respective owners.

PANEL FUNCTION:



Button	Operation and function
	Long press to Power on/off
	Short press to switch modes(BT/TF/FM/AUX) Long press to open/off the TWS
	Short Press: Play/Pause; In FM mode, Short press to search channel automatically
	In Wireless/MP3 mode: Short Press: Previous music/channel; Long Press: volume down
	In Wireless/MP3 mode: Short Press: next music/channel; Long Press: volume up
	TF SLOT
	AUX Input
	Charging port
	USB port

TWS:

Two the same model speakers can be connected to one wireless device at the same time. Firstly, turn the speakers on, long press "  " button on any speaker for several seconds; then you will hear the sound of "BEEP" to indicate that the two units have been paired successfully. Please ensure before pairing that the two units are not connected with other devices.

SPECIFICATIONS:

Bluetooth version:5.3

Output power: 3W*2

Frequency response:80Hz-18KHz

Play time:1-2hrs

Distance: 32.8 ft

Battery capacity: 800mAh

Signal to noise ratio:≥60db

Charging time:3-4hrs

FCC ID: 2AIDL-BT120

QDID:194248

FCC STATEMENT

This device complies with Part 15 of the FCC Rules. Operation is subject to the following two conditions:

(1)This device may not cause harmful interference,and

(2)This device must accept any interference received,including interference that may cause undesired operation.

Warning:Changes or modifications not expressly approved by the party responsible for compliance could void the user's authority to operate the equipment.

Notes:This equipment has been tested and found to comply with the limits for a Class B digital device,pursuant to part 15 of the FCC Rules.These limits are designed to provide reasonable protection against harmful interference in a residential installation.This equipment generates,uses and can radiate radio frequency energy and,if not installed and used in accordance with the instructions,may cause harmful interference to radio communications,However, there is no guarantee that interference will not occur in a particular installation. if this equipment does cause harmful interference to radio or television reception,which can be determined by turning the equipment off and on,the user is encouraged to try to correct the interference by one or more of the following measures:

--Reorient or relocate the receiving antenna.

--Increase the separation between the equipment and receiver.

--Connect the equipment into an outlet on a circuit different from that to which the receiver is connected.

--Consult the dealer or an experienced radio/TV technician for help.

FCC Radiation Exposure Statement:

This equipment complies with FCC radiation exposure limits set forth for an uncontrolled environment. In order to avoid the possibility of exceeding the FCC radio frequency exposure limits, The device has been evaluated to meet general RF exposure requirement.

Migear International Group LLC,
21 W 38th Street, 14th Floor, NY, NY 10018 USA
TEL: 929-390-4504