

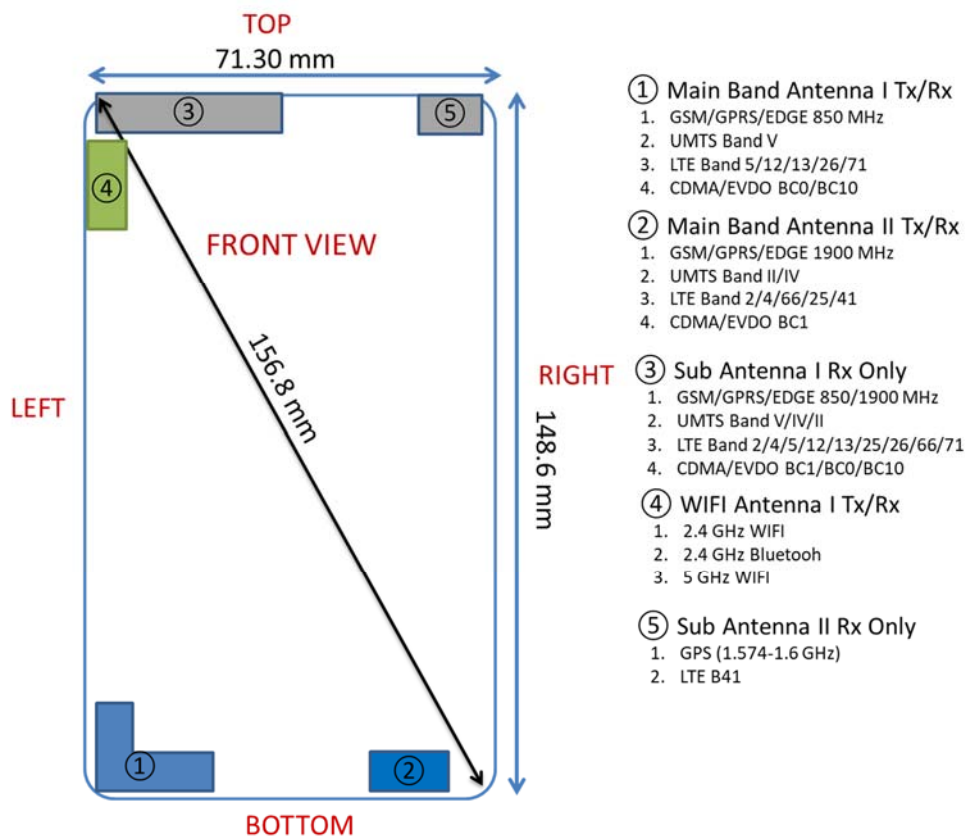




APPENDIX E: DUT ANTENNA DIAGRAM & SAR TEST SETUP
PHOTOGRAPHS


FCC ID ZNFK300TM	 PCTEST <small>Providing the best path to compliance</small>	SAR EVALUATION REPORT	 LG	Approved by: Quality Manager
Test Dates: 02/26/20 - 03/17/20	DUT Type: Portable Handset	APPENDIX E: Page 1 of 8		




Note: Exact antenna dimensions and separation distances are shown in the Technical Descriptions in the FCC Filing.

Figure E-1
DUT Antenna Locations



FCC ID ZNFK300TM	 PCTEST Proud to be part of LG	SAR EVALUATION REPORT		Approved by: Quality Manager
Test Dates: 02/26/20 - 03/17/20	DUT Type: Portable Handset			APPENDIX E: Page 2 of 8




SAR Test Setup Photo 1 – Right Cheek




SAR Test Setup Photo 2 – Right Tilt



FCC ID ZNFK300TM		SAR EVALUATION REPORT		Approved by: Quality Manager
Test Dates: 02/26/20 - 03/17/20	DUT Type: Portable Handset			APPENDIX E: Page 3 of 8



SAR Test Setup Photo 3 – Left Cheek




SAR Test Setup Photo 4 – Left Tilt



FCC ID ZNFK300TM	 PCTEST <small>Through No One point of Connection</small>	SAR EVALUATION REPORT	 LG	Approved by: Quality Manager
Test Dates: 02/26/20 - 03/17/20	DUT Type: Portable Handset			APPENDIX E: Page 4 of 8




SAR Test Setup Photo 5 – Back Side at 10mm




SAR Test Setup Photo 6 – Front Side at 10mm



FCC ID ZNFK300TM	 PCTEST <small>Portable Test Equipment Solutions</small>	SAR EVALUATION REPORT		Approved by: Quality Manager
Test Dates: 02/26/20 - 03/17/20	DUT Type: Portable Handset			APPENDIX E: Page 5 of 8




SAR Test Setup Photo 7 – Top Edge at 10mm




SAR Test Setup Photo 8 – Bottom Edge at 10mm



FCC ID ZNFK300TM	 PCTEST <small>Passing the test, proving the performance</small>	SAR EVALUATION REPORT	 LG	Approved by: Quality Manager
Test Dates: 02/26/20 - 03/17/20	DUT Type: Portable Handset			APPENDIX E: Page 6 of 8



SAR Test Setup Photo 9 – Right Edge at 10mm





SAR Test Setup Photo 10 – Left Edge at 10mm

FCC ID ZNFK300TM	 PCTEST <small>Through No One point of connection</small>	SAR EVALUATION REPORT		Approved by: Quality Manager
Test Dates: 02/26/20 - 03/17/20	DUT Type: Portable Handset			APPENDIX E: Page 7 of 8

Horizontal reference line



SAR Test Setup Photo 11 - Vertical and Horizontal Reference Lines

FCC ID ZNFK300TM	 PCTEST <small>Providing the best quality of service</small>	SAR EVALUATION REPORT	 LG	Approved by: Quality Manager
Test Dates: 02/26/20 - 03/17/20	DUT Type: Portable Handset	APPENDIX E: Page 8 of 8		