

FCC TEST REPORT

FCC ID: 2AB9SD8

Product : Bluetooth speaker

Model Name : D8,Mpow AquaPro,SPK-BT-MAGIC

Brand : Jonter ,MPOW,woozik

Report No. : PT800183151217E-FC02

Prepared for

Shenzhen Jonter Digital Co.,Ltd
3F/4B, Hezhou Jinfo Industrial Park, Hezhou, Xixiang Street, Baoan District,
Shenzhen, Guangdong, China

Prepared by

DongGuan Precise Testing Service Co.,Ltd.
Building D, Baoding Technology Park, Guangming Road 2, Guangming Community
Dongcheng District, Dongguan, Guangdong, China

TEST RESULT CERTIFICATION

Applicant's name : Shenzhen Jonter Digital Co.,Ltd

Address : 3F/4B, Hezhou Jinfo Industrial Park, Hezhou, Xixiang Street, Baoan District, Shenzhen, Guangdong, China

Manufacture's name : Shenzhen Jonter Digital Co.,Ltd

Address : 3F/4B, Hezhou Jinfo Industrial Park, Hezhou, Xixiang Street, Baoan District, Shenzhen, Guangdong, China

Product name : Bluetooth speaker

Model name : D8,Mpow AquaPro,SPK-BT-MAGIC

Standards : FCC CFR47 Part 1.1307(b)(1)

Test procedure : KDB 447498 D01 General RF Exposure Guidance v06

Test Date : Dec. 21, 2015 ~Jan. 05, 2016

Date of Issue : Jan. 06, 2016

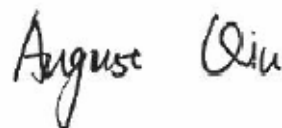
Test Result : Pass

This device described above has been tested by PTS, and the test results show that the equipment under test (EUT) is in compliance with the FCC requirements. And it is applicable only to the tested sample identified in the report.

This report shall not be reproduced except in full, without the written approval of PTS, this document may be altered or revised by PTS, personal only, and shall be noted in the revision of the document.

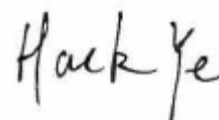
Testing Engineer

August Qiu



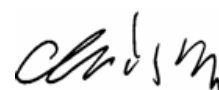
Technical Manager

Hack Ye



Authorized Signatory

Chris Du



Contents

| | Page |
|---------------------------------------|----------|
| 2 TEST SUMMARY..... | 4 |
| 3 GENERAL INFORMATION..... | 5 |
| 3.1 GENERAL DESCRIPTION OF E.U.T..... | 5 |
| 4 RF EXPOSURE..... | 5 |
| 4.1 REQUIREMENTS..... | 6 |
| 4.2 THE PROCEDURES / LIMIT..... | 6 |



2 Test Summary

| Test Items | Test Requirement | Result |
|---|------------------|--------|
| Maximum Permissible Exposure (Exposure of Humans to RF Fields) | 1.1307(b)(1) | PASS |

Remark:

N/A: Not Applicable

3 General Information

3.1 General Description of E.U.T.

Product Name : Bluetooth speaker

Model Name : D8,Mpow AquaPro,SPK-BT-MAGIC

Model Description : Only the model names are different.

Bluetooth Version: : V2.1+EDR

Frequency Range: : 2402-2480MHz, 79 channels

Antenna installation: : PCB Printed Antenna

Antenna Gain: : -0.5dBi

Type of Modulation : GFSK, Pi/4DQPSK, 8DPSK

The lowest oscillator: : 26MHz

Power supply : DC 3.7V 1000mAh power by battery, DC 5V charging by USB port

4 RF Exposure

Test Requirement: FCC Part 1.1307
 Evaluation Method: KDB 447498 D01 General RF Exposure Guidance v06

4.1 Requirements

1) The 1-g and 10-g SAR test exclusion thresholds for 100 MHz to 6 GHz at test separation distances ≤ 50 mm are determined by:

$$[(\text{max. power of channel, including tune-up tolerance, mW}) / (\text{min. test separation distance, mm})] \cdot [\sqrt{f(\text{GHz})}] \leq 3.0 \text{ for 1-g SAR and } \leq 7.5 \text{ for 10-g extremity SAR where}$$

1. $f(\text{GHz})$ is the RF channel transmit frequency in GHz
2. Power and distance are rounded to the nearest mW and mm before calculation
3. The result is rounded to one decimal place for comparison

The test exclusions are applicable only when the minimum test separation distance is ≤ 50 mm and for transmission frequencies between 100 MHz and 6 GHz. When the minimum test separation distance is < 5 mm, a distance of 5 mm is applied to determine SAR test exclusion.

4.2 The procedures / limit

| Conducted Peak power(dBm) | Conducted Peak power(mW) | Source-based time-averaged maximum conducted output power(mW) | Minimum test separation distance required for the exposure conditions (mm) | SAR Test Exclusion Thresholds(mW) |
|---------------------------|--------------------------|---|--|-----------------------------------|
| 1.0 | 1.259 | 1.259 | 5 | 10 |

Remark:

The power tune up tolerance is 0 ± 1 dBm

Max. duty factor is 100%

Calculation formula: Source-based time-averaged maximum conducted output power(mW)
 =Conducted peak power(mW)*Duty factor

*****THE END REPORT*****