

**Conducted Spurs Average, 5230 MHz, Non HT/VHT40, 6 to 54 Mbps****Antenna A****Antenna B****Antenna C**

Ref Offset 13.69 dB  
Ref 0.00 dBm

Mkr3 15.660 GHz  
-71.29 dBm

Start 30 MHz  
#Res BW 1.0 MHz

#VBW 1.0 kHz

Stop 18,000 GHz  
Sweep 14.0 s (1001 pts)

MARK	MODE	TRIG	SL	F	FUNCTION	FUNCTION WIDTH	FUNCTION VALUE
1	N	1	f	6.230 GHz	-69.47 dBm		
2	N	1	f	10.440 GHz	-71.75 dBm		
3	N	1	f	15.660 GHz	-71.29 dBm		
4	N	1	f	5.728 GHz	-61.72 dBm		

Agilent Spectrum Analyzer - Sweep 1A

Center Freq 9.015000000 GHz

Mkr4 5.565 GHz -61.57 dBm

Start 30 MHz  
Res BW 1.0 MHz  
Sweep 18.000 GHz  
VBW 1.0 kHz

MARK	MODE	TRF	SQL	DB	FREQ	FUNCTION	FUNCTION WIDTH	FUNCTION VALUE
1	N	1	f		5.230 GHz			-63.58 dBm
2	N	1	f		10.440 GHz			-71.80 dBm
3	N	1	f		15.650 GHz			-71.22 dBm
4	N	1	f		5.568 GHz			-61.57 dBm

Refined Spectrum Analyzer: Swept 34

08/18/2014 09:28:16

Center Freq 9.015000000 GHz

PRF: Fast  
# Gains: low

Trig: Free Run  
#Atten: 4 dB

Avg Type: Log-Pwr

TRACE 1: 1  
TYPE: SSB  
DET: 10/16/14

Frequency

Auto Tune

Center Freq  
9.015000000 GHz

Start Freq  
30.000000 MHz

Stop Freq  
18.000000000 GHz

CF Step  
1.797000000 GHz

Auto

Freq Offset  
0 Hz

Ref Offset 13.69 dB  
Ref 0.00 dBm

Mkr3 15.660 GHz  
-71.11 dBm

10 dB/div

Start 30 MHz  
#Res BW 1.0 MHz

#VBW 1.0 kHz

Sweep 18.000 GHz  
14.0 s (1001 pts)

Mkr MODE TRC SCL X Y FUNCTION FUNCTION WIDTH FUNCTION VALUE

1	N	1	f	5.200 GHz	-58.88 dBm			
2	N	1	f	10.440 GHz	-72.12 dBm			
3	N	1	f	15.660 GHz	-71.11 dBm			
4	N	1	f	5.744 GHz	-67.04 dBm			
5								
6								
7								
8								
9								
10								
11								
12								

MFG

STATUS

Agilent Spectrum Analyzer - Sweep 5A

Center Freq 9.015000000 GHz

Ref Offset 13.69 dB  
Ref 0.00 dBm

Mkr4 5.619 GHz  
-56.90 dBm

Start 30 MHz  
#Res BW 1.0 kHz

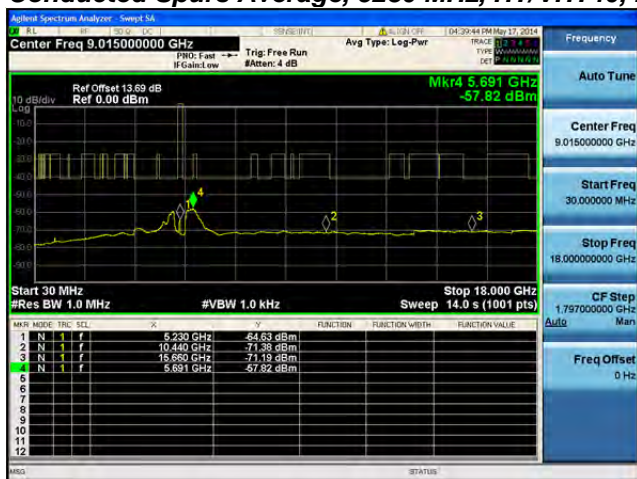
#VBW 1.0 kHz

Sweep 18.000 GHz  
Sweep 14.0 s (1001 pts)

MkR	Mode	Freq	SL	Val	Function	Function Width	Function Value
1	N	5.630 GHz	-58.91 dBm				
2	N	10.440 GHz	-72.00 dBm				
3	N	15.860 GHz	-71.24 dBm				
4	N	5.619 GHz	-56.90 dBm				

This document is uncontrolled. Please refer to the electronic copy within EDCS for the most up to date version.  
Cisco Systems, Inc. Company Confidential

**Conducted Spurs Average, 5230 MHz, HT/VHT40, M0 to M7, M0.1 to M9.1****Antenna A**

**Conducted Spurs Average, 5230 MHz, HT/VHT40, M0 to M7, M0.1 to M9.1****Antenna A****Antenna B**

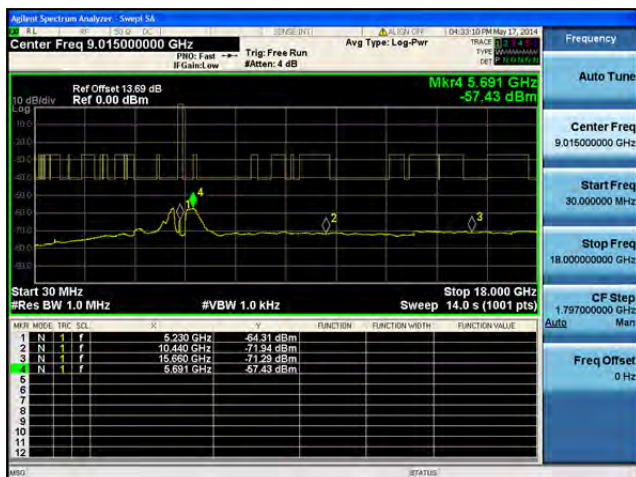


**Conducted Spurs Average, 5230 MHz, HT/VHT40, M8 to M15, M0.2 to M9.2****Antenna A****Antenna B**

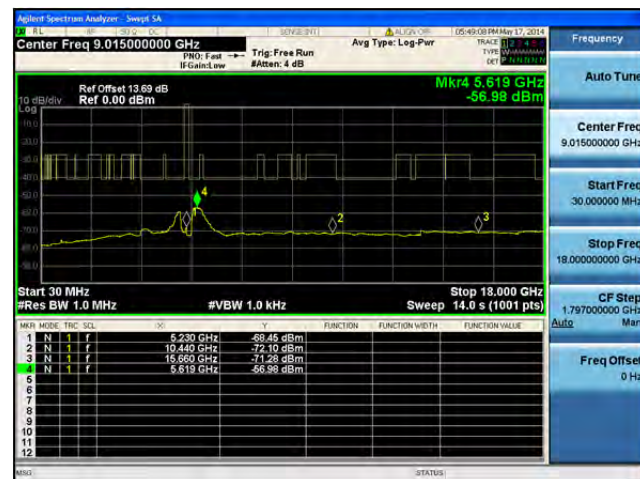
**Conducted Spurs Average, 5230 MHz, HT/VHT40, M0 to M7, M0.1 to M9.1****Antenna A****Antenna B****Antenna C**

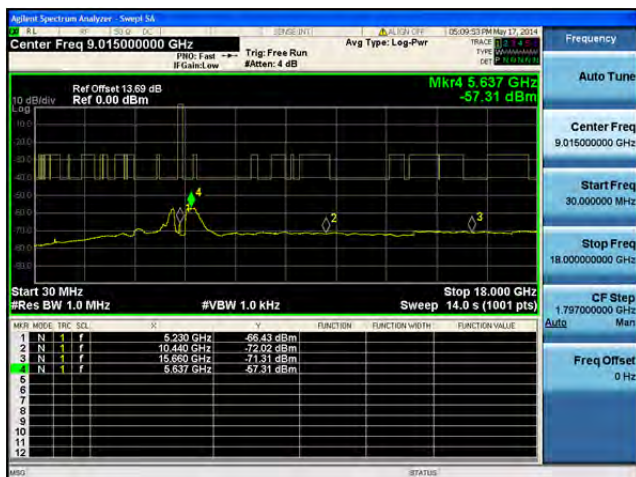
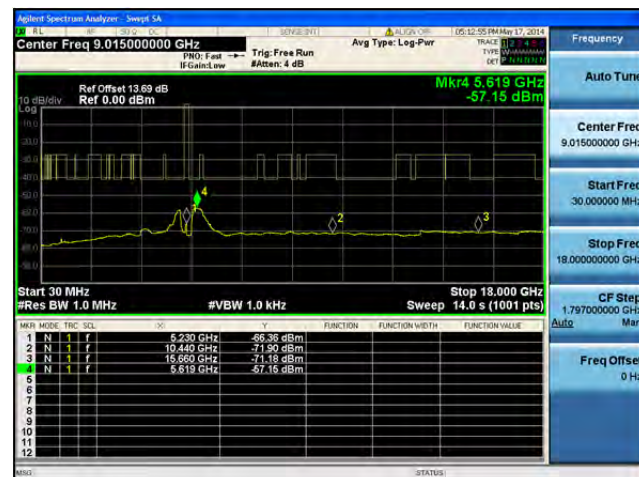
**Conducted Spurs Average, 5230 MHz, HT/VHT40, M8 to M15, M0.2 to M9.2****Antenna A****Antenna B****Antenna C**



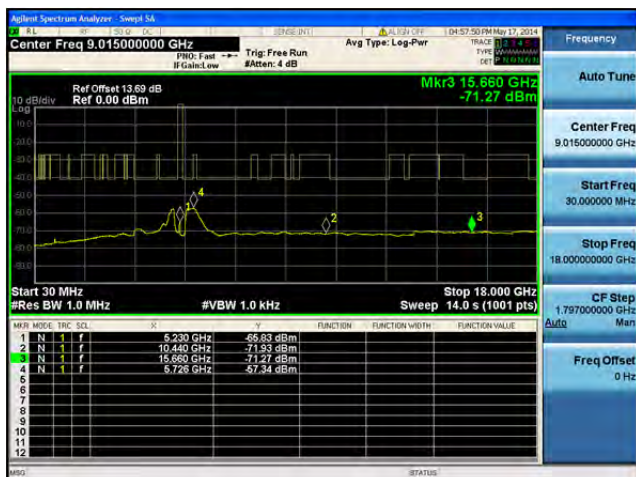
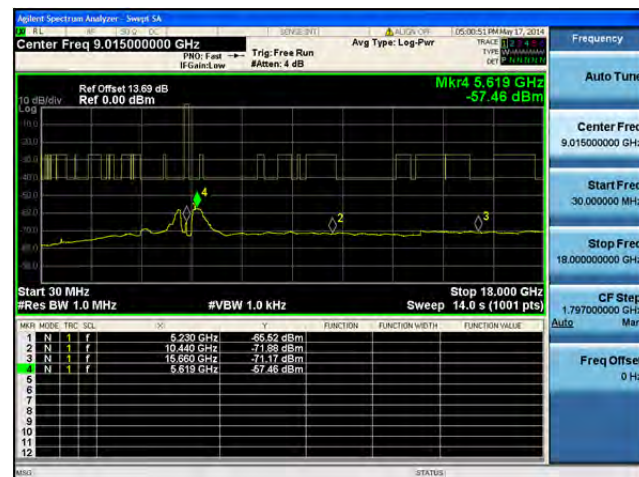
**Conducted Spurs Average, 5230 MHz, HT/VHT40, M16 to M23, M0.3 to M9.3****Antenna A****Antenna B****Antenna C**



**Conducted Spurs Average, 5230 MHz, HT/VHT40, M0 to M7, M0.1 to M9.1****Antenna A****Antenna B****Antenna C****Antenna D**

**Conducted Spurs Average, 5230 MHz, HT/VHT40, M8 to M15, M0.2 to M9.2****Antenna A****Antenna B****Antenna C****Antenna D**

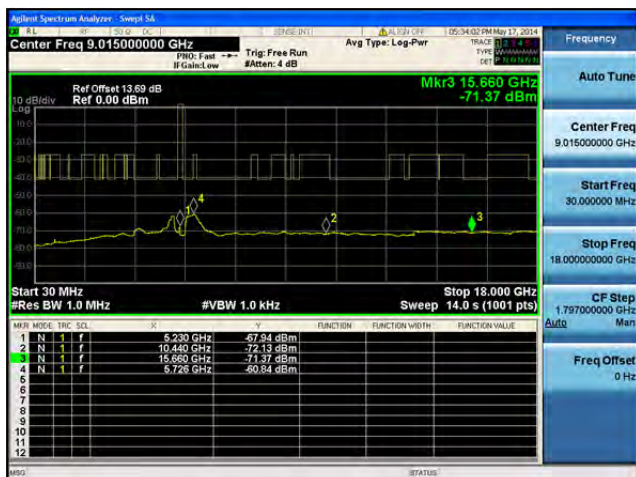


**Conducted Spurs Average, 5230 MHz, HT/VHT40, M16 to M23, M0.3 to M9.3****Antenna A****Antenna B****Antenna C****Antenna D**

**Conducted Spurs Average, 5230 MHz, HT/VHT40 Beam Forming, M0 to M7, M0.1 to M9.1****Antenna A****Antenna B**



**Conducted Spurs Average, 5230 MHz, HT/VHT40 Beam Forming, M8 to M15, M0.2 to M9.2****Antenna A****Antenna B**

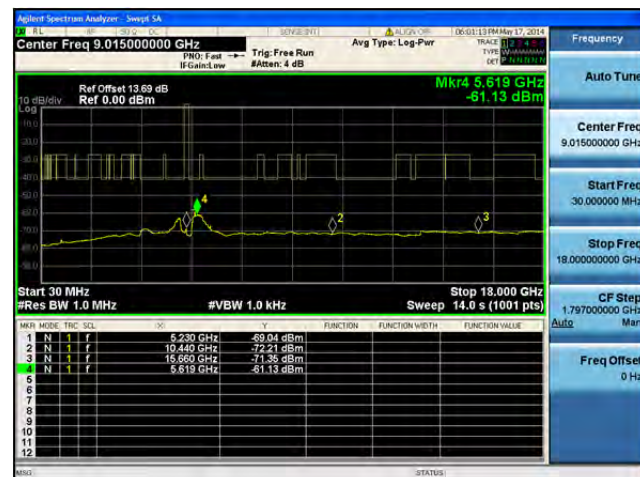
**Conducted Spurs Average, 5230 MHz, HT/VHT40 Beam Forming, M0 to M7, M0.1 to M9.1****Antenna A****Antenna B****Antenna C**

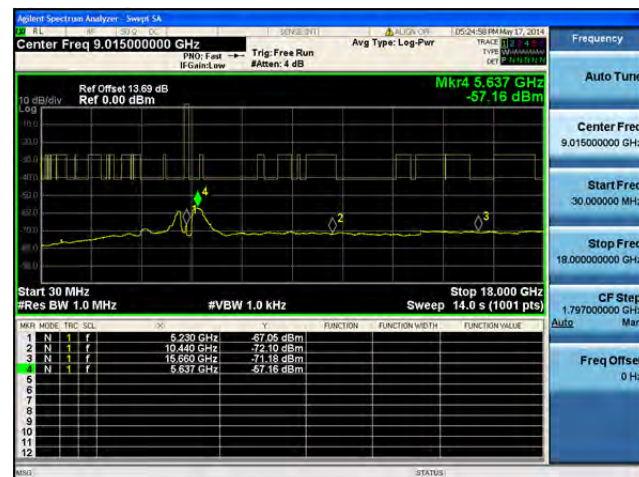
**Conducted Spurs Average, 5230 MHz, HT/VHT40 Beam Forming, M8 to M15, M0.2 to M9.2****Antenna A****Antenna B****Antenna C**



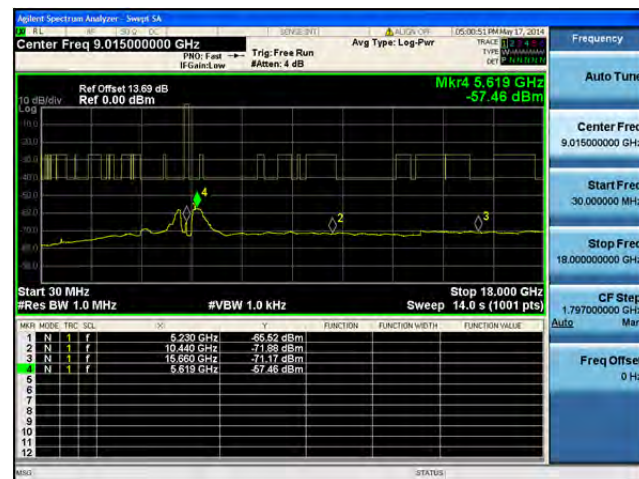
**Conducted Spurs Average, 5230 MHz, HT/VHT40 Beam Forming, M16 to M23, M0.3 to M9.3****Antenna A****Antenna B****Antenna C**



**Conducted Spurs Average, 5230 MHz, HT/VHT40 Beam Forming, M0 to M7, M0.1 to M9.1****Antenna A****Antenna B****Antenna C****Antenna D**

**Conducted Spurs Average, 5230 MHz, HT/VHT40 Beam Forming, M8 to M15, M0.2 to M9.2****Antenna A****Antenna B****Antenna C****Antenna D**

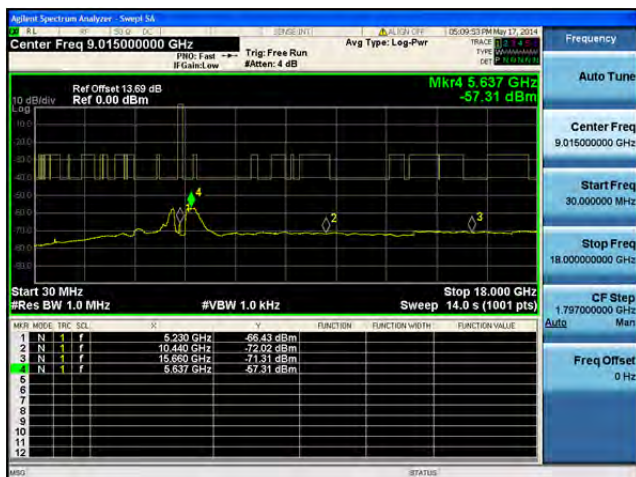
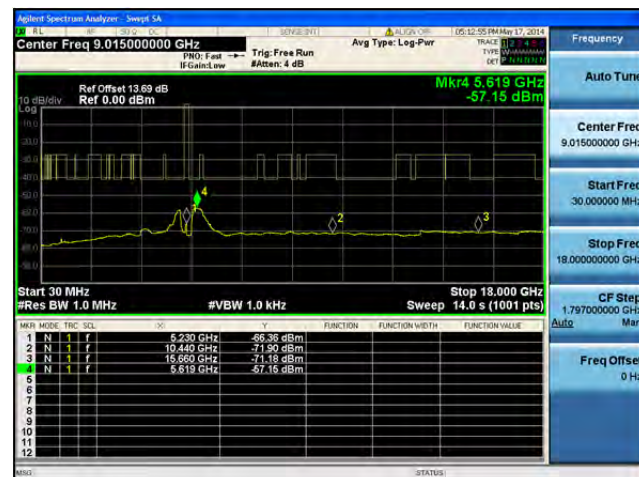


**Conducted Spurs Average, 5230 MHz, HT/VHT40 Beam Forming, M16 to M23, M0.3 to M9.3****Antenna A****Antenna B****Antenna C****Antenna D**

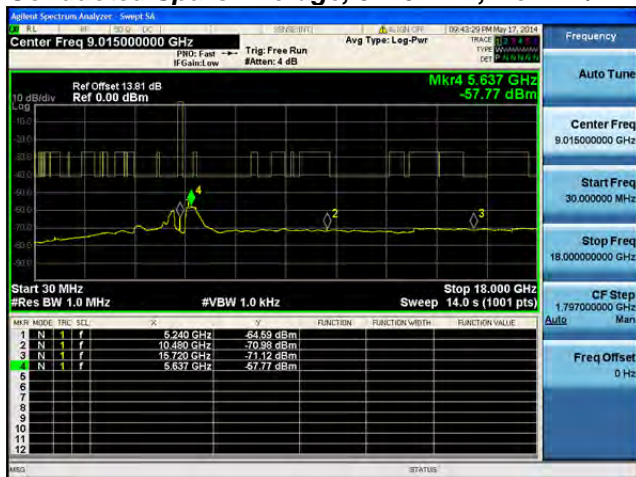
**Conducted Spurs Average, 5230 MHz, HT/VHT40 STBC, M0 to M7, M0.1 to M9.1****Antenna A****Antenna B**



**Conducted Spurs Average, 5230 MHz, HT/VHT40 STBC, M0 to M7, M0.1 to M9.1****Antenna A****Antenna B****Antenna C**

**Conducted Spurs Average, 5230 MHz, HT/VHT40 STBC, M0 to M7, M0.1 to M9.1****Antenna A****Antenna B****Antenna C****Antenna D**

**Conducted Spurs Average, 5240 MHz, Non HT/VHT20, 6 to 54 Mbps****Antenna A**

**Conducted Spurs Average, 5240 MHz, Non HT/VHT20, 6 to 54 Mbps****Antenna A****Antenna B**



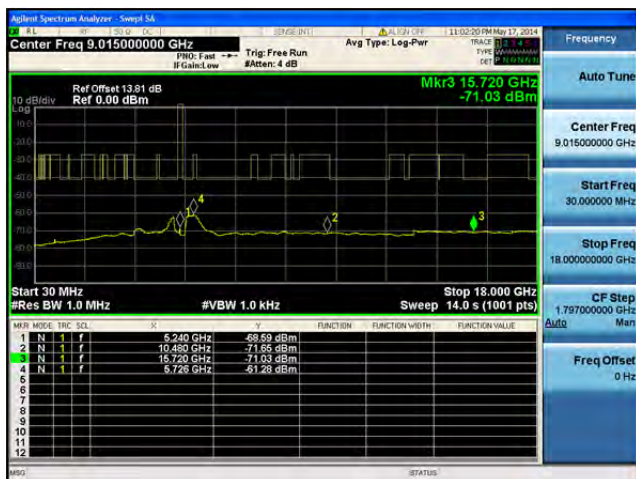
**Conducted Spurs Average, 5240 MHz, Non HT/VHT20, 6 to 54 Mbps****Antenna A****Antenna B****Antenna C**

**Conducted Spurs Average, 5240 MHz, Non HT/VHT20, 6 to 54 Mbps****Antenna A****Antenna B****Antenna C****Antenna D**

**Conducted Spurs Average, 5240 MHz, Non HT/VHT20 Beam Forming, 6 to 54 Mbps****Antenna A****Antenna B**



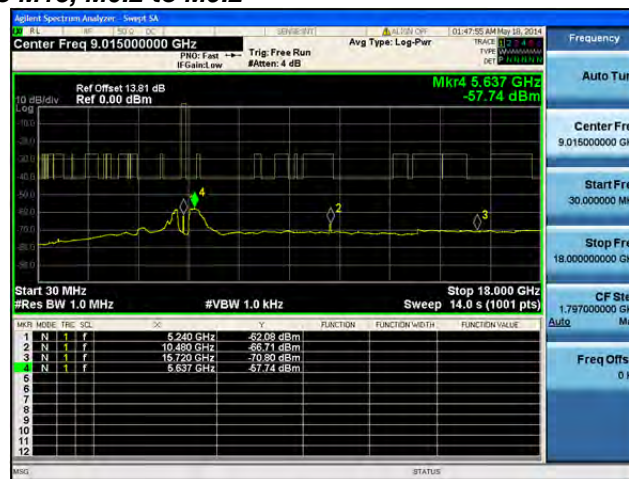
**Conducted Spurs Average, 5240 MHz, Non HT/VHT20 Beam Forming, 6 to 54 Mbps****Antenna A****Antenna B****Antenna C**

**Conducted Spurs Average, 5240 MHz, Non HT/VHT20 Beam Forming, 6 to 54 Mbps****Antenna A****Antenna B****Antenna C****Antenna D**

**Conducted Spurs Average, 5240 MHz, HT/VHT20, M0 to M7, M0.1 to M9.1****Antenna A**



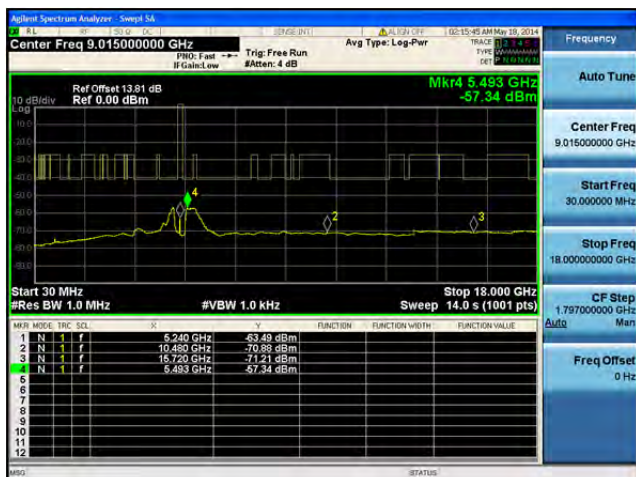
**Conducted Spurs Average, 5240 MHz, HT/VHT20, M0 to M7, M0.1 to M9.1****Antenna A****Antenna B**

**Conducted Spurs Average, 5240 MHz, HT/VHT20, M8 to M15, M0.2 to M9.2****Antenna A****Antenna B**

**Conducted Spurs Average, 5240 MHz, HT/VHT20, M0 to M7, M0.1 to M9.1****Antenna A****Antenna B****Antenna C**

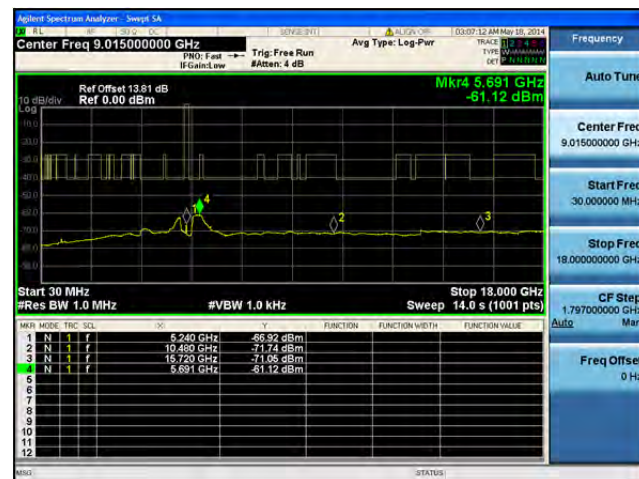


**Conducted Spurs Average, 5240 MHz, HT/VHT20, M8 to M15, M0.2 to M9.2****Antenna A****Antenna B****Antenna C**

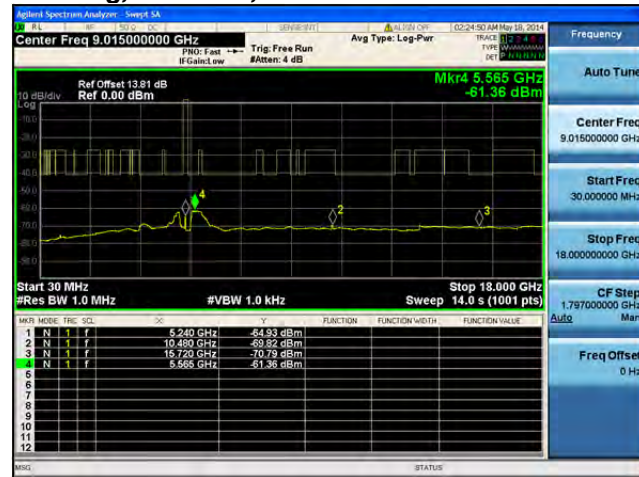
**Conducted Spurs Average, 5240 MHz, HT/VHT20, M16 to M23, M0.3 to M9.3****Antenna A****Antenna B****Antenna C**

**Conducted Spurs Average, 5240 MHz, HT/VHT20, M0 to M7, M0.1 to M9.1****Antenna A****Antenna B****Antenna C****Antenna D**

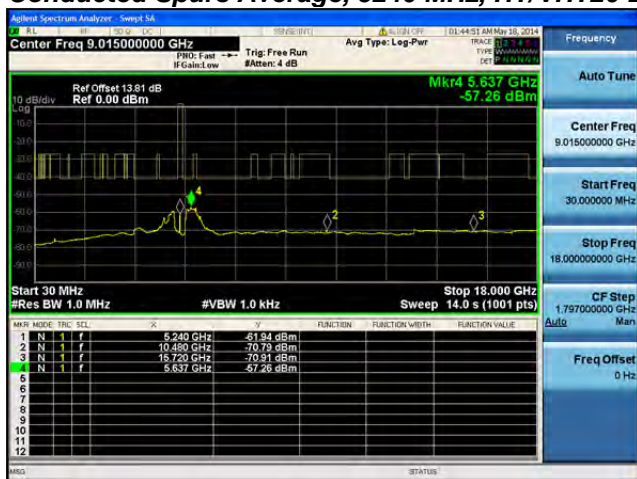


**Conducted Spurs Average, 5240 MHz, HT/VHT20, M8 to M15, M0.2 to M9.2****Antenna A****Antenna B****Antenna C****Antenna D**

**Conducted Spurs Average, 5240 MHz, HT/VHT20, M16 to M23, M0.3 to M9.3****Antenna A****Antenna B****Antenna C****Antenna D**

**Conducted Spurs Average, 5240 MHz, HT/VHT20 Beam Forming, M0 to M7, M0.1 to M9.1****Antenna A****Antenna B**

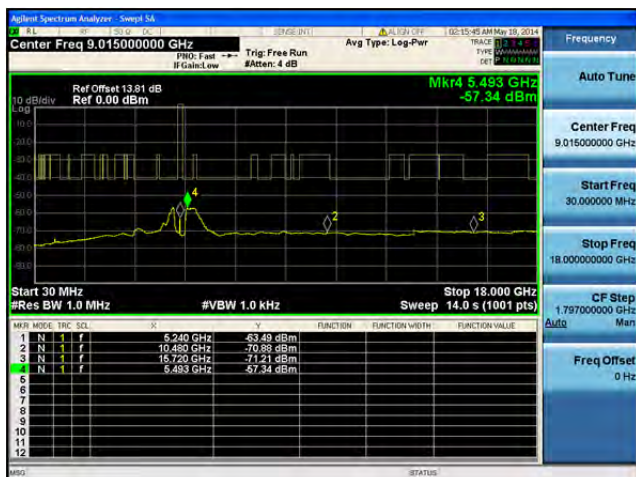


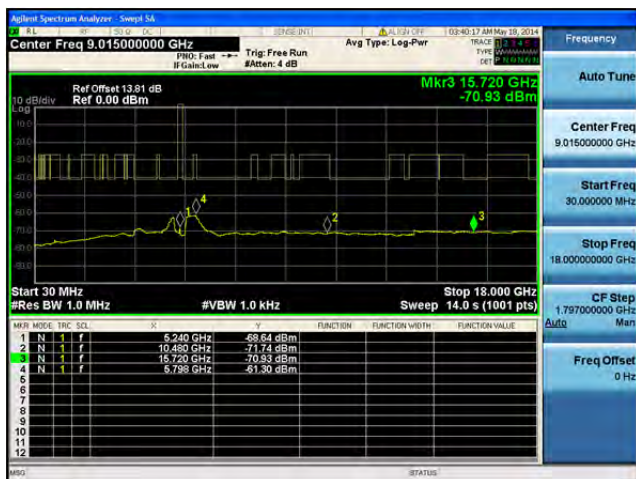
**Conducted Spurs Average, 5240 MHz, HT/VHT20 Beam Forming, M8 to M15, M0.2 to M9.2****Antenna A****Antenna B**

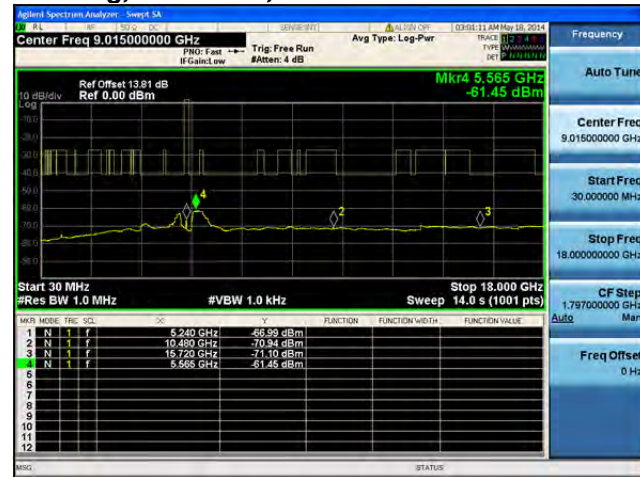
**Conducted Spurs Average, 5240 MHz, HT/VHT20 Beam Forming, M0 to M7, M0.1 to M9.1****Antenna A****Antenna B****Antenna C**

**Conducted Spurs Average, 5240 MHz, HT/VHT20 Beam Forming, M8 to M15, M0.2 to M9.2****Antenna A****Antenna B****Antenna C**

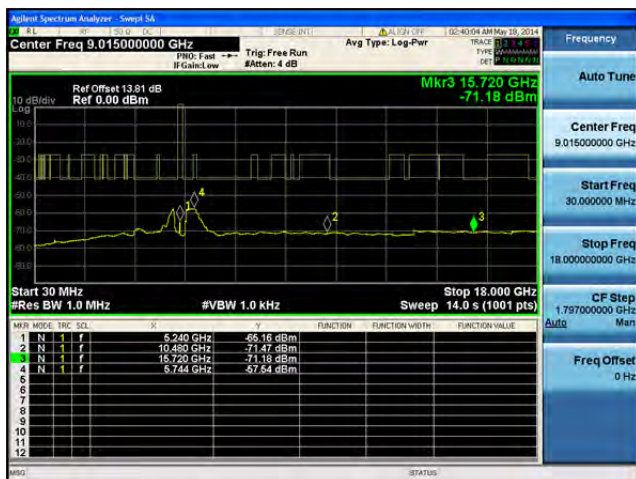
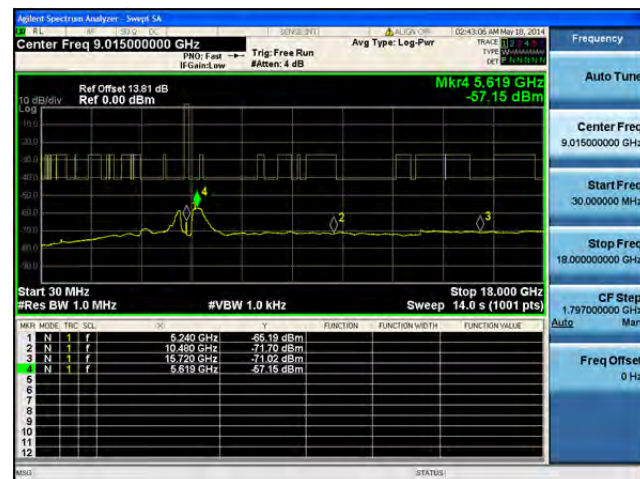


**Conducted Spurs Average, 5240 MHz, HT/VHT20 Beam Forming, M16 to M23, M0.3 to M9.3****Antenna A****Antenna B****Antenna C**

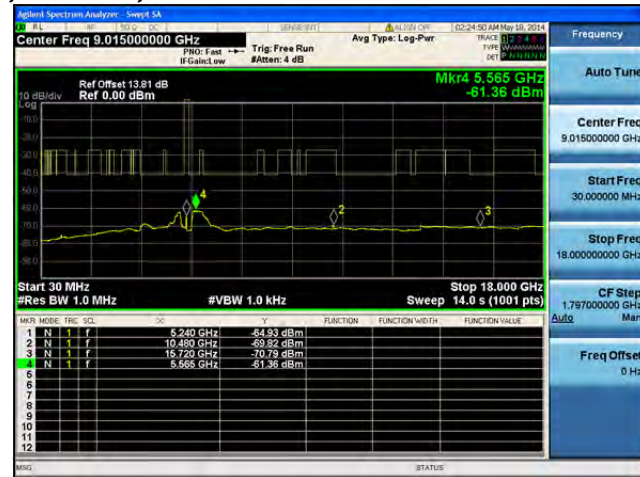
**Conducted Spurs Average, 5240 MHz, HT/VHT20 Beam Forming, M0 to M7, M0.1 to M9.1****Antenna A****Antenna B****Antenna C****Antenna D**

**Conducted Spurs Average, 5240 MHz, HT/VHT20 Beam Forming, M8 to M15, M0.2 to M9.2****Antenna A****Antenna B****Antenna C****Antenna D**

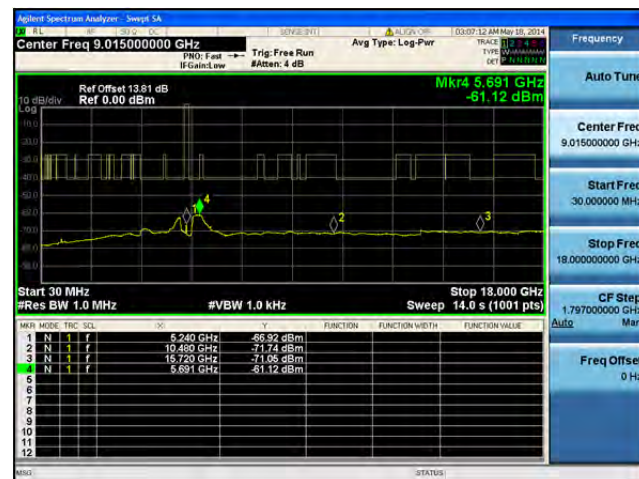


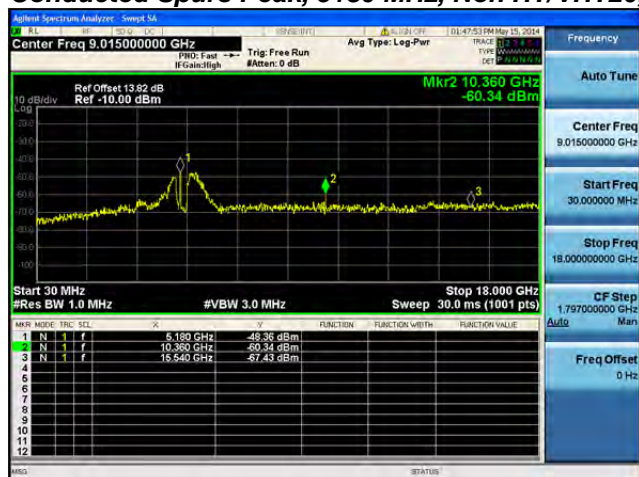
**Conducted Spurs Average, 5240 MHz, HT/VHT20 Beam Forming, M16 to M23, M0.3 to M9.3****Antenna A****Antenna B****Antenna C****Antenna D**

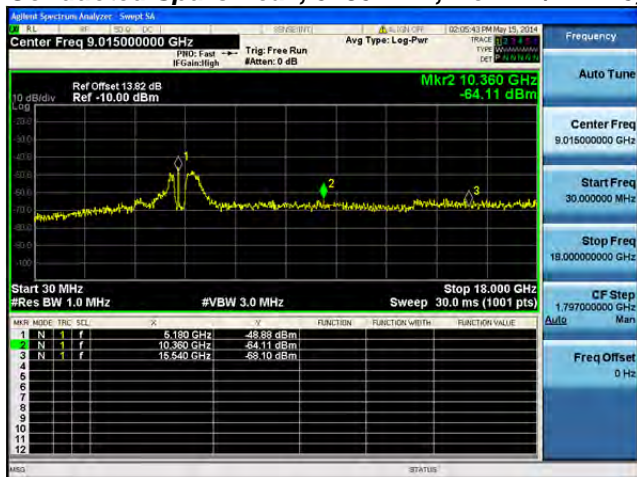
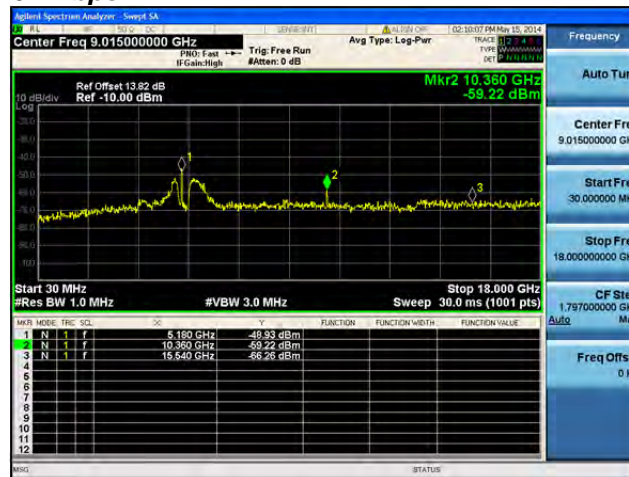
**Conducted Spurs Average, 5240 MHz, HT/VHT20 STBC, M0 to M7, M0.1 to M9.1****Antenna A****Antenna B**

**Conducted Spurs Average, 5240 MHz, HT/VHT20 STBC, M0 to M7, M0.1 to M9.1****Antenna A****Antenna B****Antenna C**

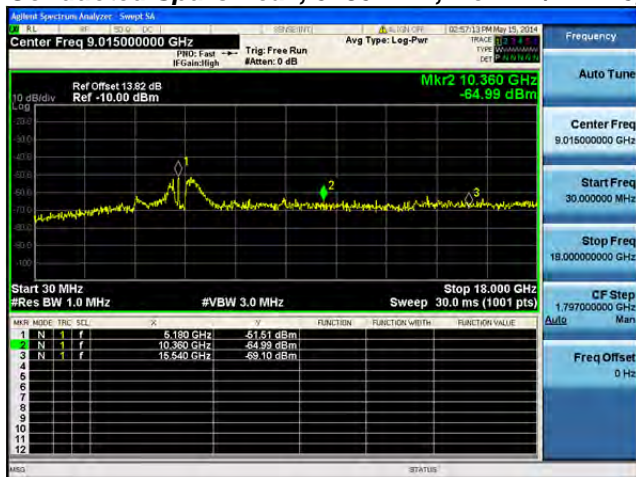
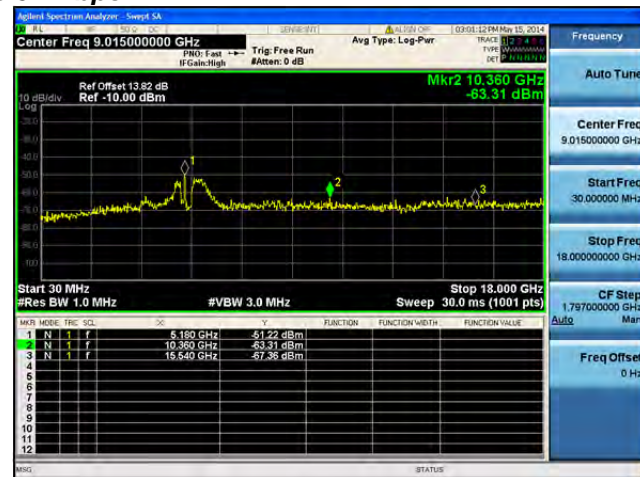
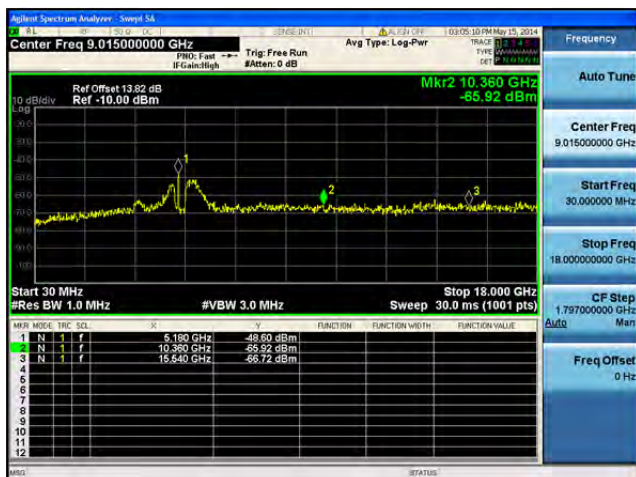


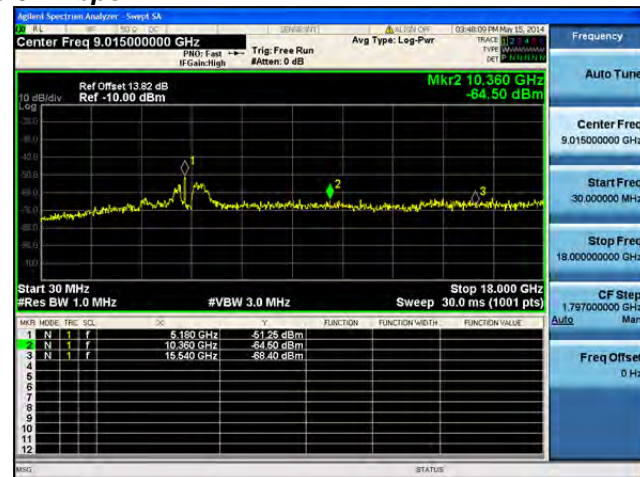
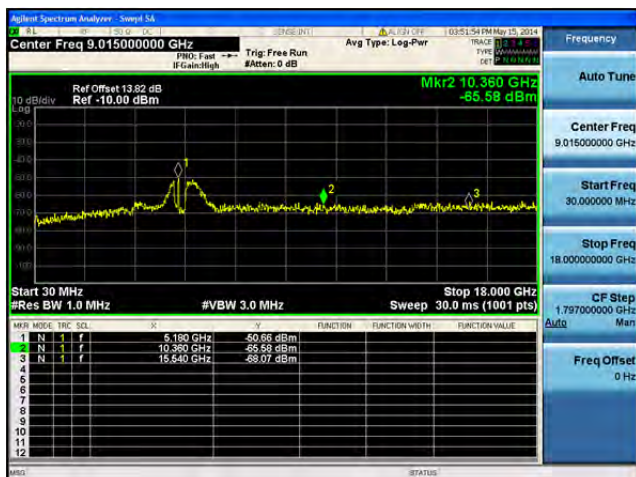
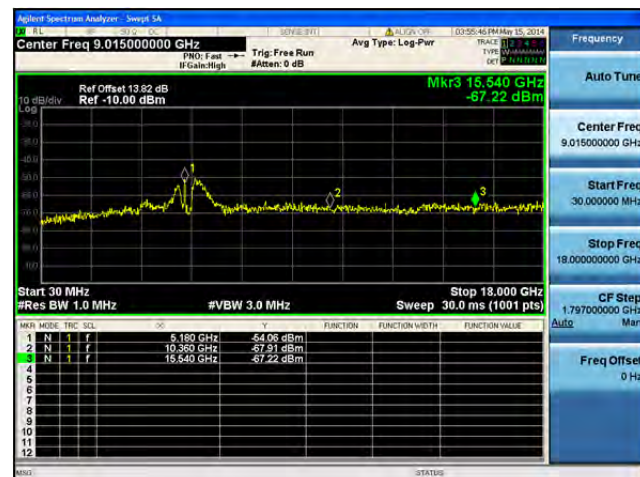
**Conducted Spurs Average, 5240 MHz, HT/VHT20 STBC, M0 to M7, M0.1 to M9.1****Antenna A****Antenna B****Antenna C****Antenna D**

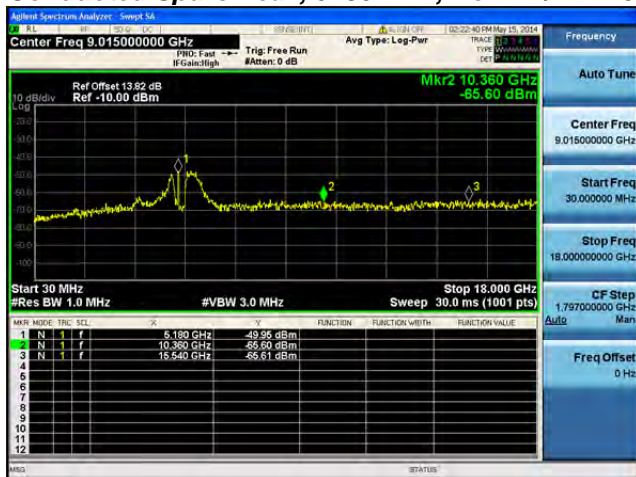
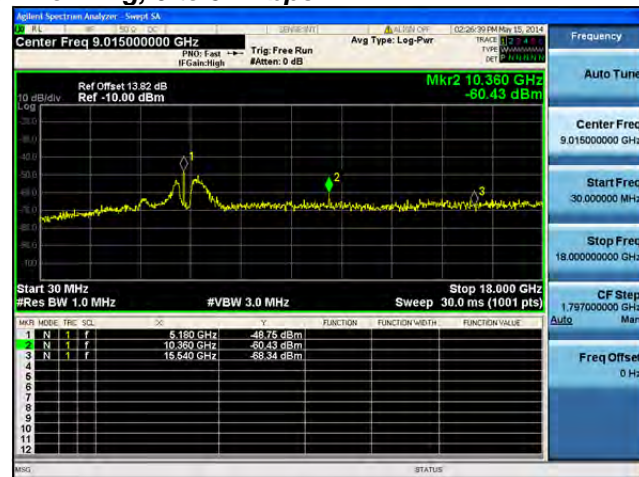
**Conducted Spurs Peak, 5180 MHz, Non HT/VHT20, 6 to 54 Mbps****Antenna A**

**Conducted Spurs Peak, 5180 MHz, Non HT/VHT20, 6 to 54 Mbps****Antenna A****Antenna B**

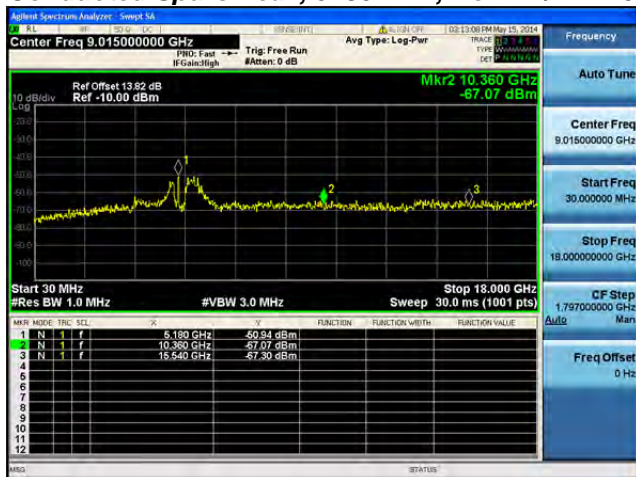
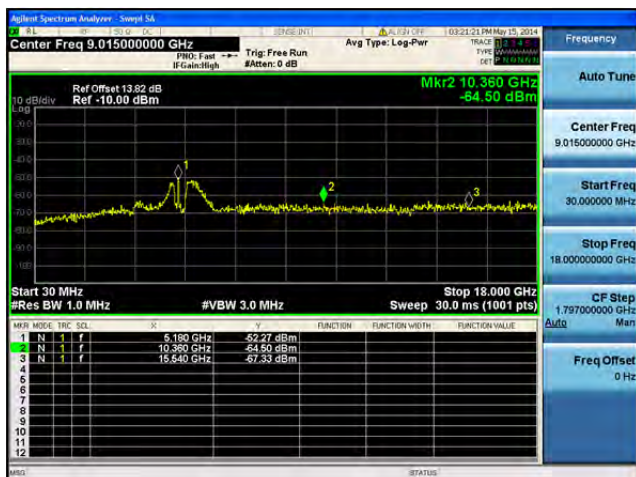


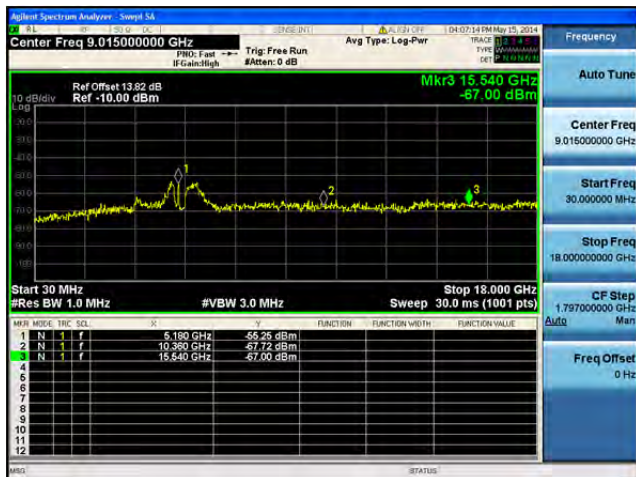
**Conducted Spurs Peak, 5180 MHz, Non HT/VHT20, 6 to 54 Mbps****Antenna A****Antenna B****Antenna C**

**Conducted Spurs Peak, 5180 MHz, Non HT/VHT20, 6 to 54 Mbps****Antenna A****Antenna B****Antenna C****Antenna D**

**Conducted Spurs Peak, 5180 MHz, Non HT/VHT20 Beam Forming, 6 to 54 Mbps****Antenna A****Antenna B**

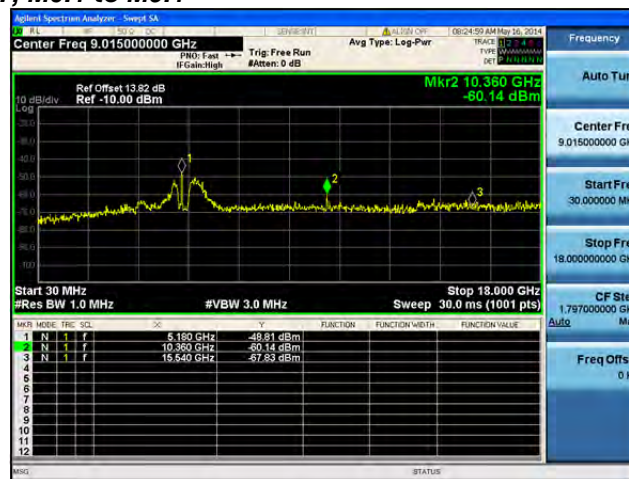


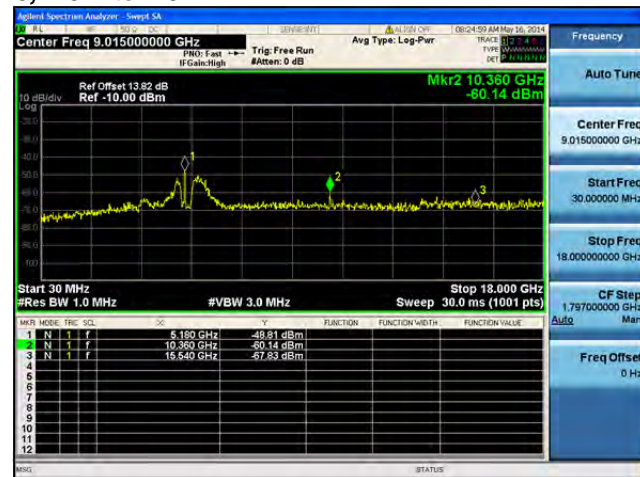
**Conducted Spurs Peak, 5180 MHz, Non HT/VHT20 Beam Forming, 6 to 54 Mbps****Antenna A****Antenna B****Antenna C**

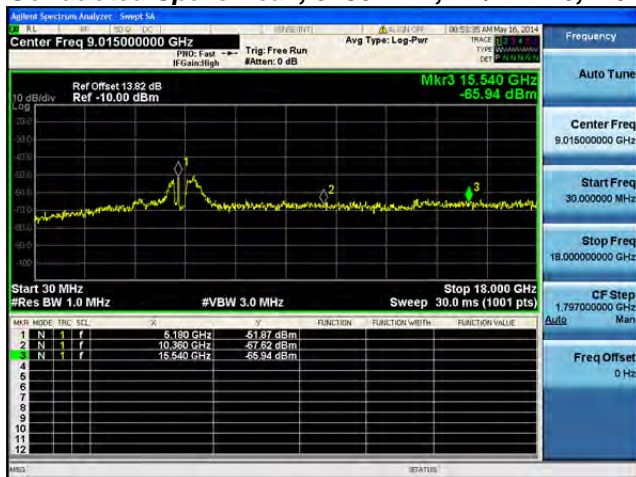
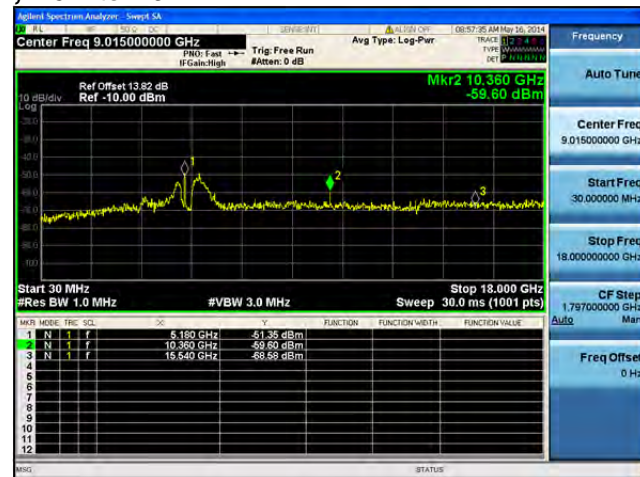
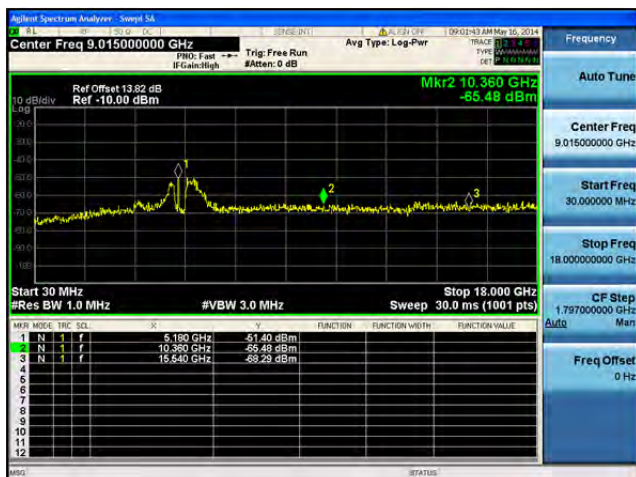
**Conducted Spurs Peak, 5180 MHz, Non HT/VHT20 Beam Forming, 6 to 54 Mbps****Antenna A****Antenna B****Antenna C****Antenna D**

**Conducted Spurs Peak, 5180 MHz, HT/VHT20, M0 to M7, M0.1 to M9.1****Antenna A**

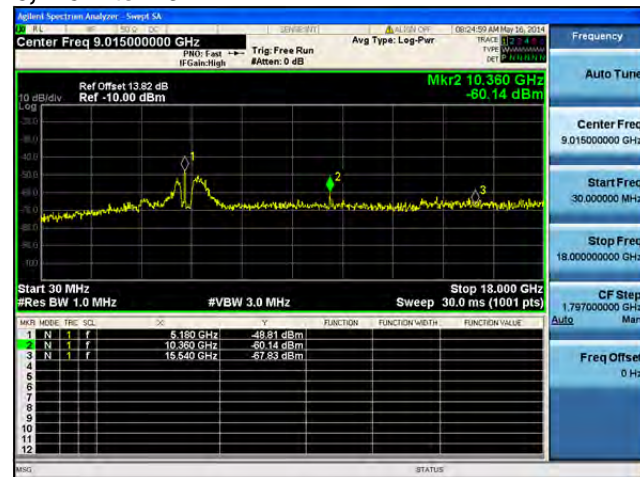
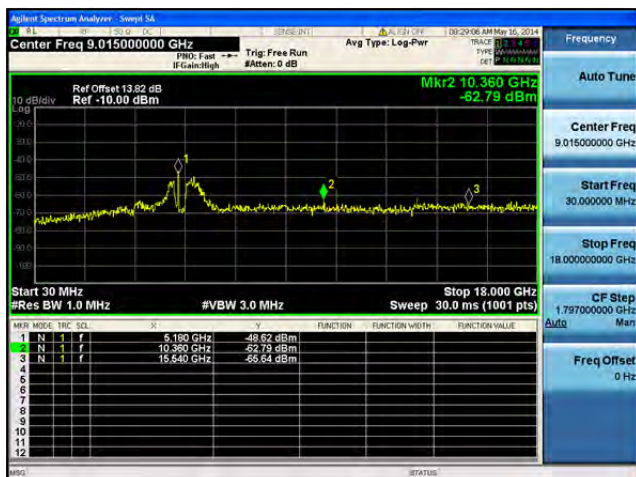


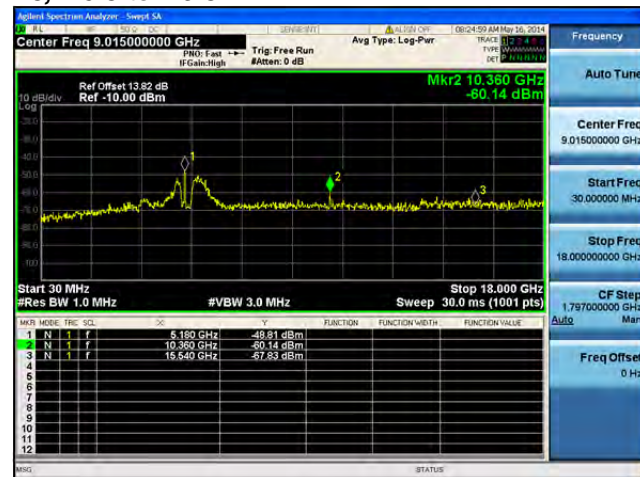
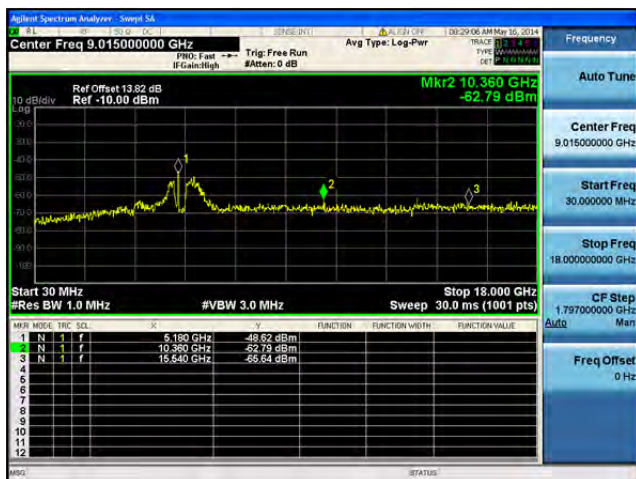
**Conducted Spurs Peak, 5180 MHz, HT/VHT20, M0 to M7, M0.1 to M9.1****Antenna A****Antenna B**

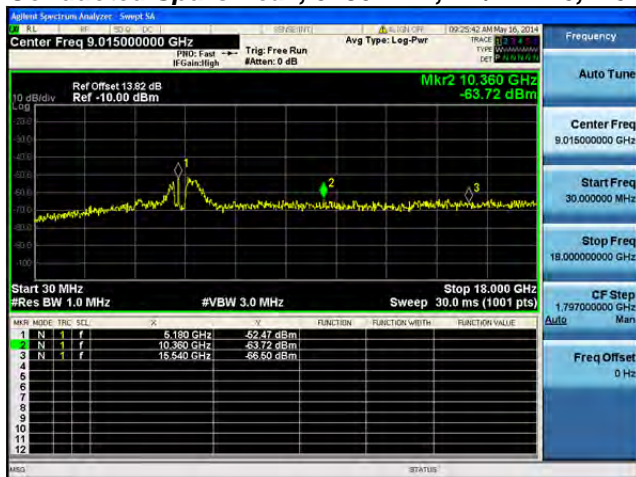
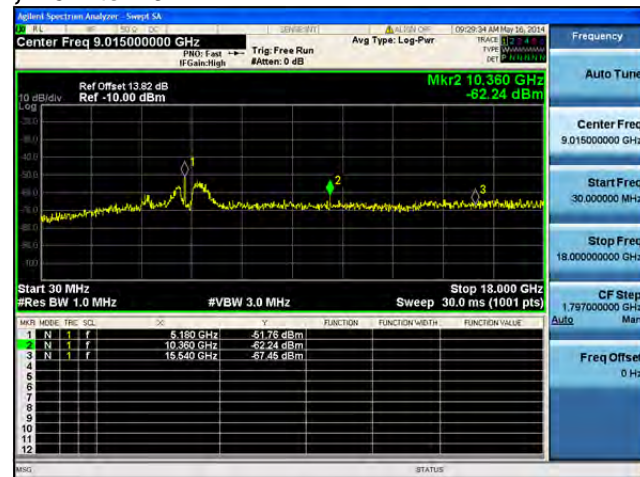
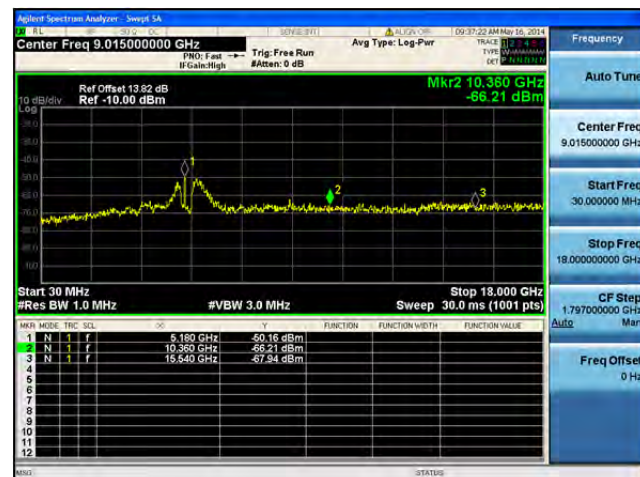
**Conducted Spurs Peak, 5180 MHz, HT/VHT20, M8 to M15, M0.2 to M9.2****Antenna A****Antenna B**

**Conducted Spurs Peak, 5180 MHz, HT/VHT20, M0 to M7, M0.1 to M9.1****Antenna A****Antenna B****Antenna C**

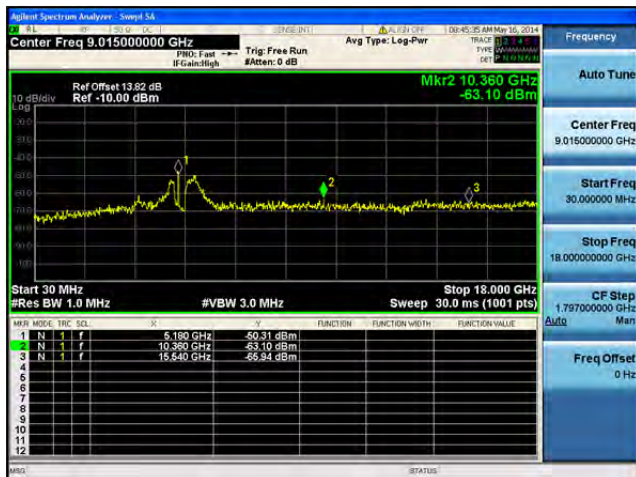
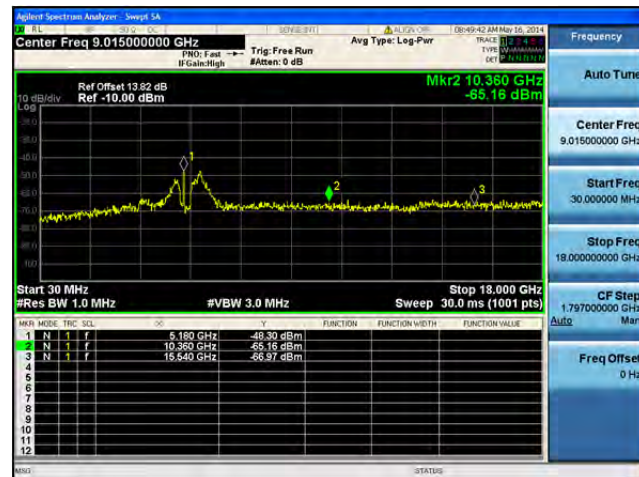


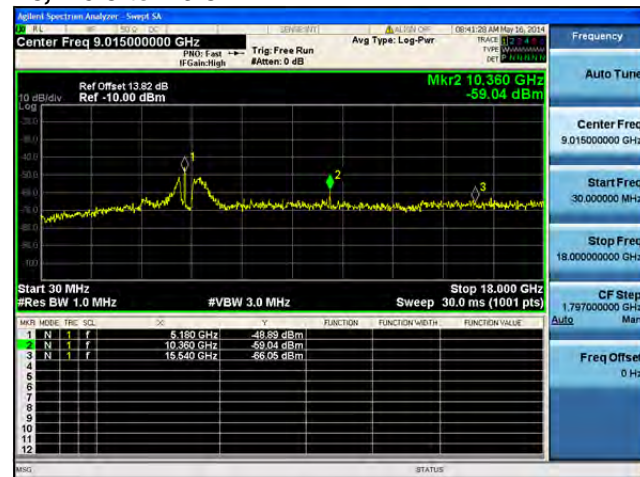
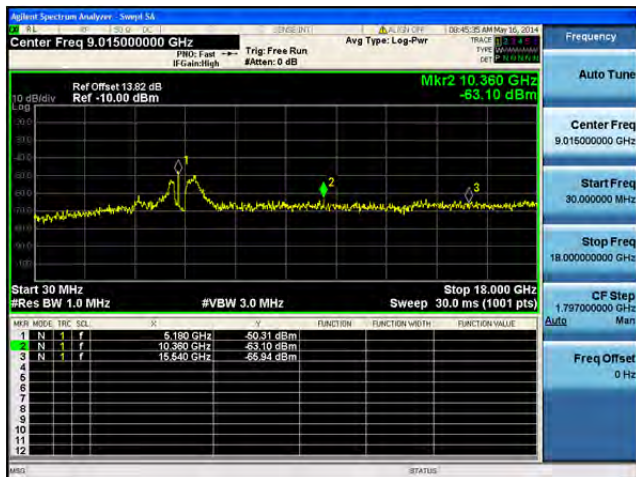
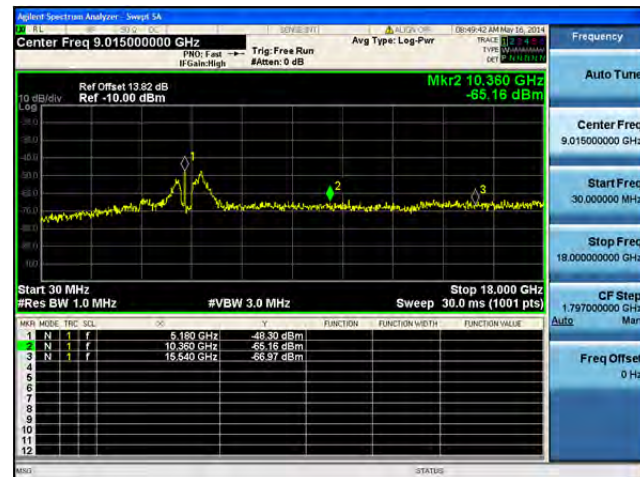
**Conducted Spurs Peak, 5180 MHz, HT/VHT20, M8 to M15, M0.2 to M9.2****Antenna A****Antenna B****Antenna C**

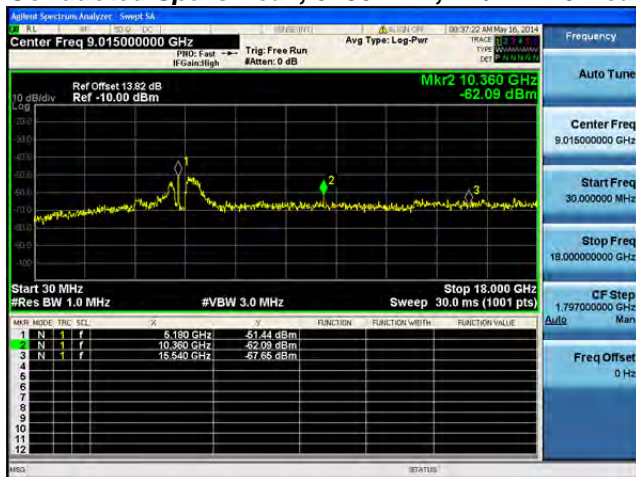
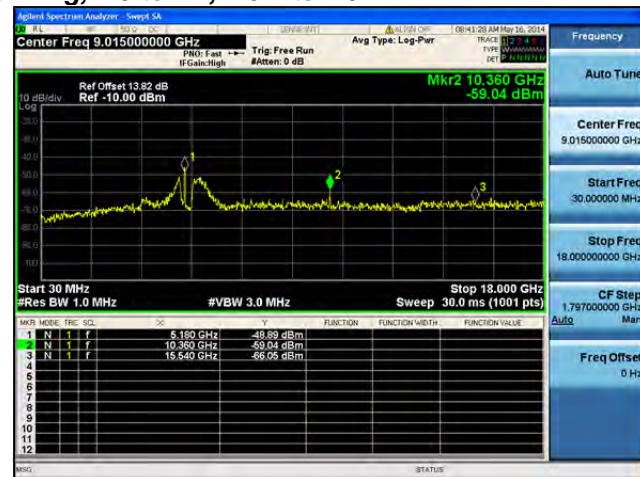
**Conducted Spurs Peak, 5180 MHz, HT/VHT20, M16 to M23, M0.3 to M9.3****Antenna A****Antenna B****Antenna C**

**Conducted Spurs Peak, 5180 MHz, HT/VHT20, M0 to M7, M0.1 to M9.1****Antenna A****Antenna B****Antenna C****Antenna D**

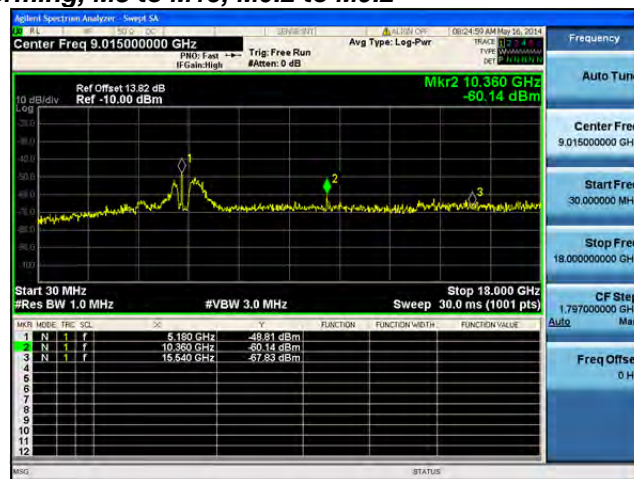


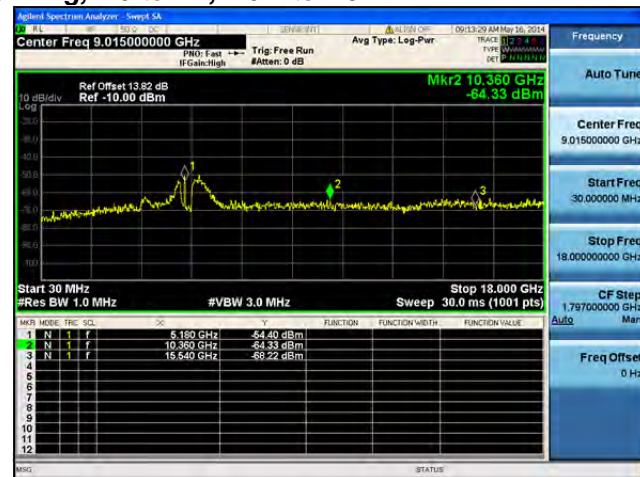
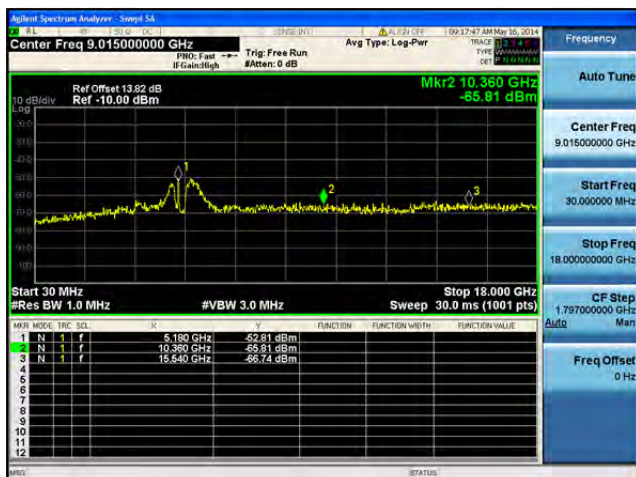
**Conducted Spurs Peak, 5180 MHz, HT/VHT20, M8 to M15, M0.2 to M9.2****Antenna A****Antenna B****Antenna C****Antenna D**

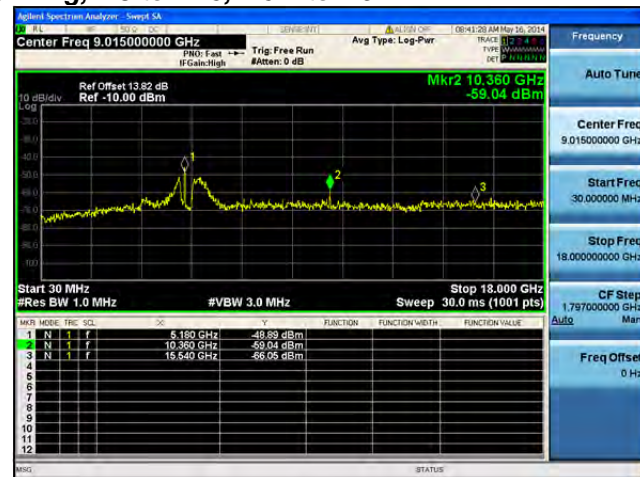
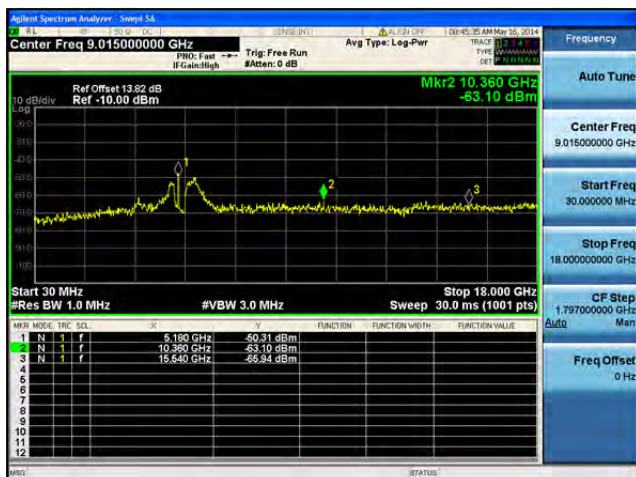
**Conducted Spurs Peak, 5180 MHz, HT/VHT20, M16 to M23, M0.3 to M9.3****Antenna A****Antenna B****Antenna C****Antenna D**

**Conducted Spurs Peak, 5180 MHz, HT/VHT20 Beam Forming, M0 to M7, M0.1 to M9.1****Antenna A****Antenna B**

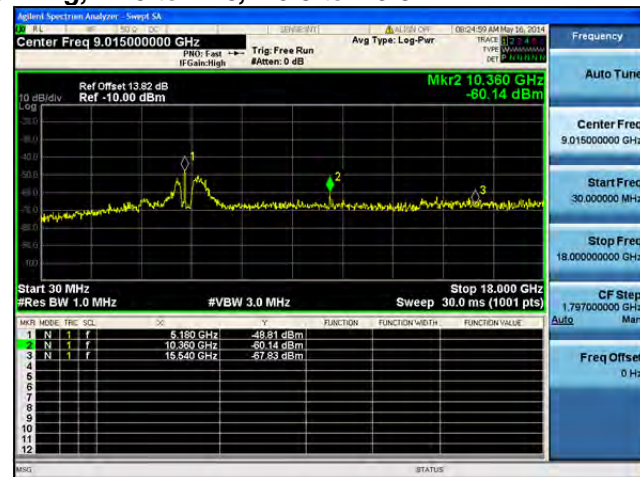


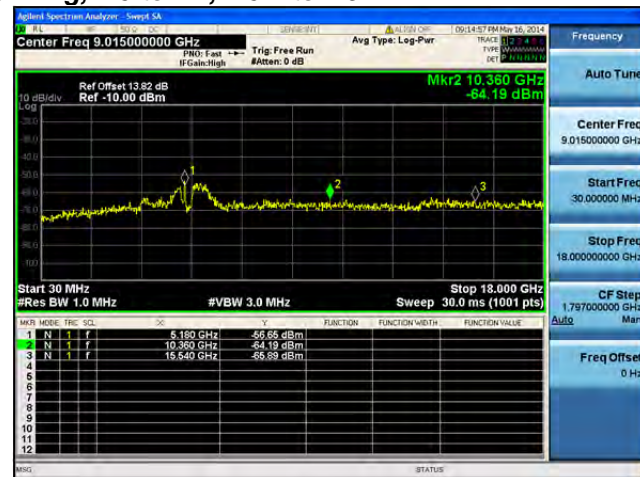
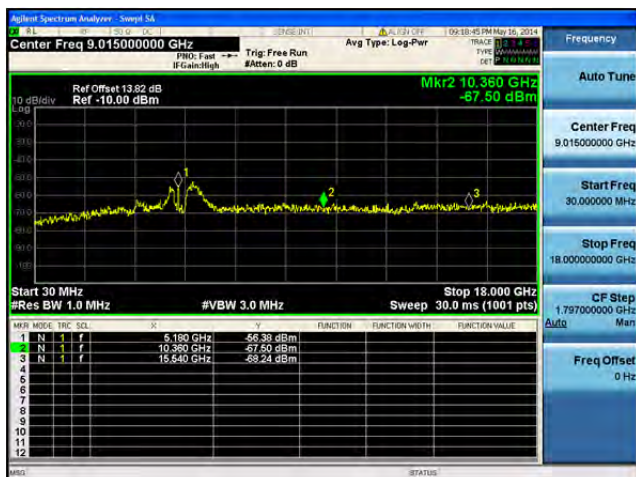
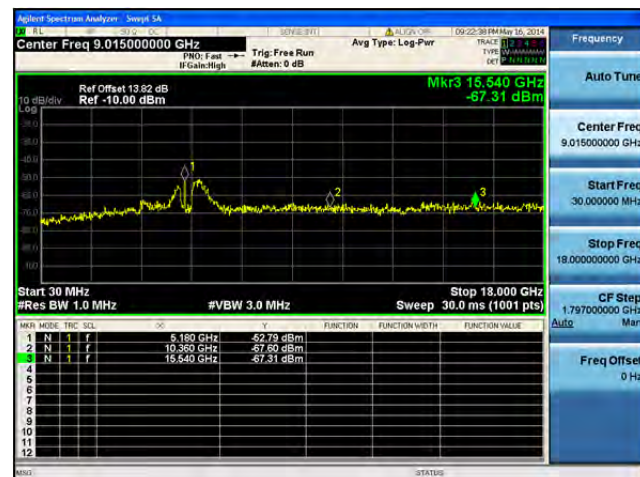
**Conducted Spurs Peak, 5180 MHz, HT/VHT20 Beam Forming, M8 to M15, M0.2 to M9.2****Antenna A****Antenna B**

**Conducted Spurs Peak, 5180 MHz, HT/VHT20 Beam Forming, M0 to M7, M0.1 to M9.1****Antenna A****Antenna B****Antenna C**

**Conducted Spurs Peak, 5180 MHz, HT/VHT20 Beam Forming, M8 to M15, M0.2 to M9.2****Antenna A****Antenna B****Antenna C**



**Conducted Spurs Peak, 5180 MHz, HT/VHT20 Beam Forming, M16 to M23, M0.3 to M9.3****Antenna A****Antenna B****Antenna C**

**Conducted Spurs Peak, 5180 MHz, HT/VHT20 Beam Forming, M0 to M7, M0.1 to M9.1****Antenna A****Antenna B****Antenna C****Antenna D**

**Ref Offset 13.82 dB**  
**Ref -10.00 dBm**

**Mkr2 10.360 GHz**  
**-65.46 dBm**

**Start 30 MHz** **Stop 18.000 GHz**  
**Res BW 1.0 MHz** **#VBW 3.0 MHz** **Sweep 30.0 ms (1001 pts)**

MARK	MODE	FREQ	dBm	FUNCTION	VALUE
1	N	9.015000 GHz	-68.61 dBm		
2	N	10.360000 GHz	-65.46 dBm		
3	N	16.540000 GHz	-68.61 dBm		

Agilent Spectrum Analyzer - Sweep 54

Center Freq 9.015000000 GHz

Ref Offset 13.82 dB  
Ref -10.00 dBm

Mkr2 10.360 GHz  
-64.33 dBm

Start 30 MHz  
#Res BW 1.0 MHz

Stop 18.000 GHz  
Sweep 30.0 ms (1001 pts)

MARK	MODE	TRG	SQL	F	FUNCTION	FUNCTION WIDTH	FUNCTION VALUE
1	N	1	f	5.180 GHz			-64.40 dBm
2	N	1	f	10.360 GHz			-64.33 dBm
3	N	1	f	15.540 GHz			-68.22 dBm

**Software Spectrum Analyzer - Screenshot**

**Center Freq** 9.015000000 GHz **Span** 10.00000000 GHz **Ref Offset** 13.82 dB **Ref** -10.00 dBm

**Trig** Free Run **Marker** 0 dB **Avg Type** Log-Pwr

**Start** 30 MHz **Stop** 18.000 GHz **Res BW** 1.0 MHz **#VBW** 3.0 MHz **Sweep** 30.0 ms (1001 pts)

**Peak 1:** 10.380 GHz, -55.81 dBm

**Peak 2:** 15.480 GHz, -66.74 dBm

**Peak 3:** 15.640 GHz, -66.74 dBm

Marker	Mode	Freq	Power
1	N	10.380 GHz	-55.81 dBm
2	N	15.480 GHz	-66.74 dBm
3	N	15.640 GHz	-66.74 dBm

Agilent Spectrum Analyzer - Image 54

0 1 2 3 4 5 6 7 8 9 10 11 12

Center Freq 9.015000000 GHz

PRO: Fast Trig: Free Run  
W Gain: High #Azm: 0 dB

Avg Type: Log-Pwr

TRACE 1 1 4  
TYPE BW ResBW  
REF 0 dB

Frequency

Auto Tune

Center Freq  
9.015000000 GHz

Start Freq  
30.000000 MHz

Stop Freq  
18.000000000 GHz

CF Step  
1.797000000 GHz

Auto Man

Freq Offset  
0 Hz

10 dB/div

Ref Offset 13.82 dB  
Ref -10.00 dBm

Mkr3 15.540 GHz  
-65.18 dBm

Start 30 MHz  
#Res BW 1.0 MHz

#VBW 3.0 MHz

Sweep 30.0 ms (1001 pts)

Stop 18.000 GHz

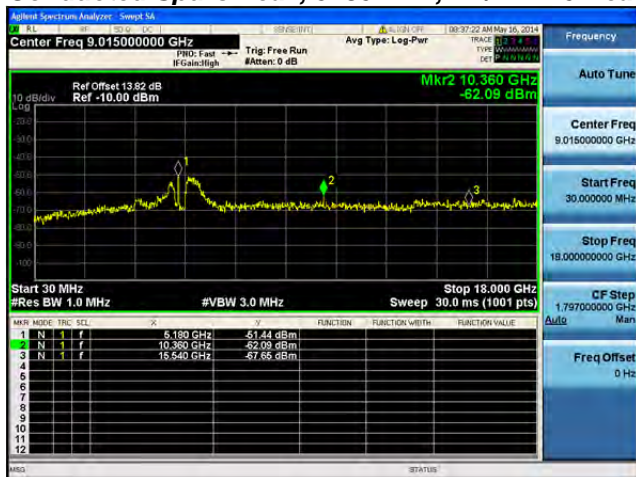
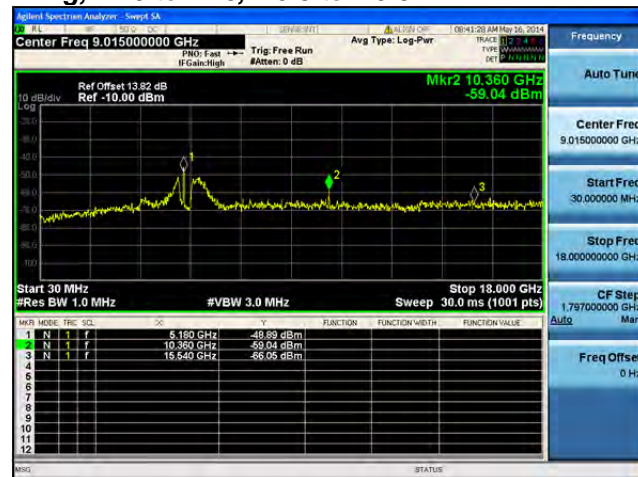
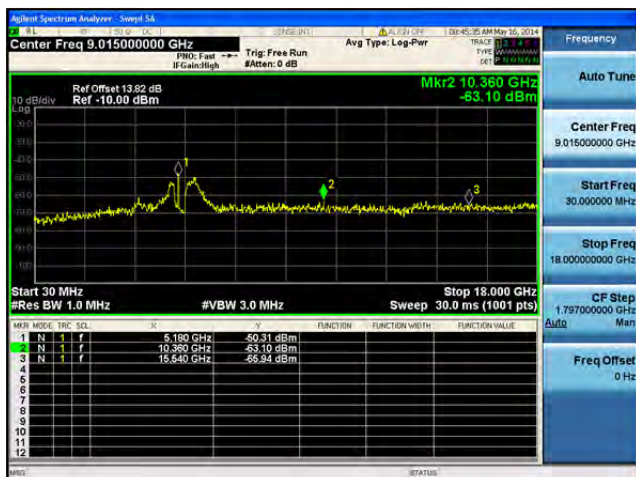
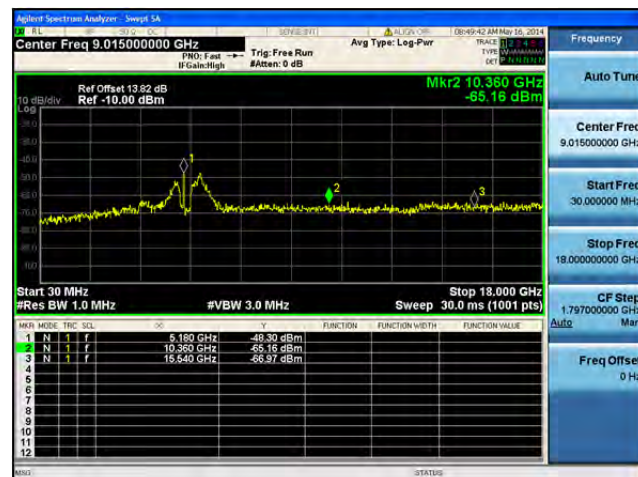
MkR	MODE	TRC	SL	F	dB	FUNCTION	FUNCTION WIDTH	FUNCTION VALUE
1	N	1	f	9.180 GHz	-51.58 dBm			
2	N	1	f	10.350 GHz	-58.46 dBm			
3	N	1	f	15.540 GHz	-65.18 dBm			
4								
5								
6								
7								
8								
9								
10								
11								
12								

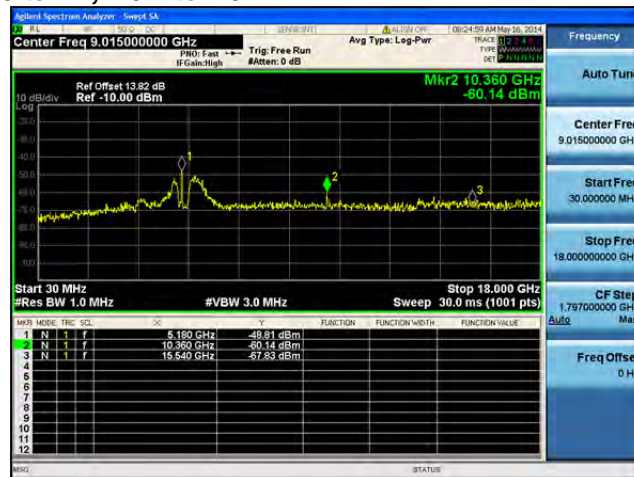
MEMO

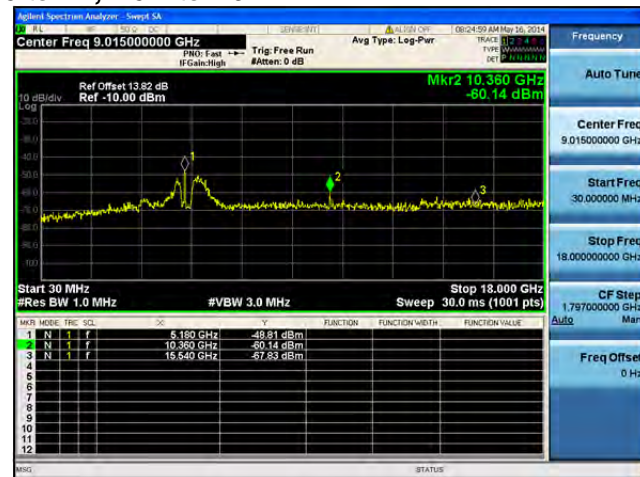
STATUS

This document is uncontrolled. Please refer to the electronic copy within EDCS for the most up to date version.  
Cisco Systems, Inc. Company Confidential

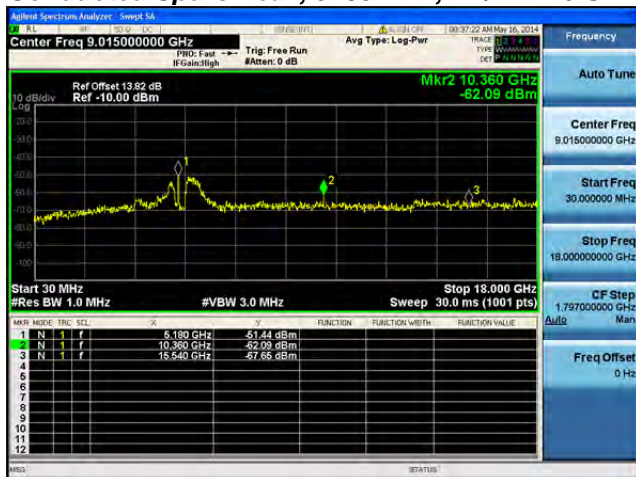
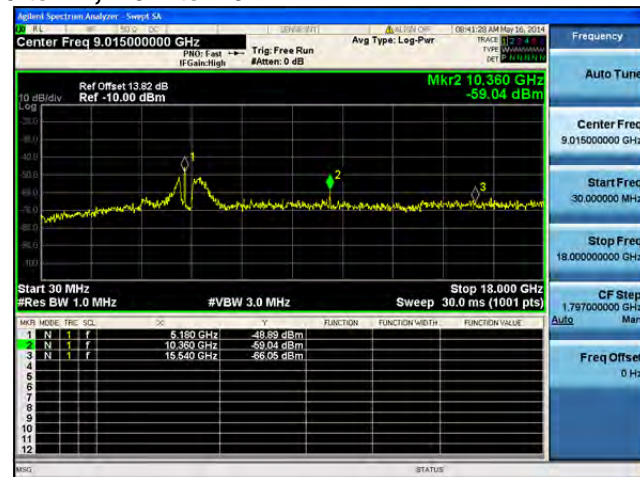
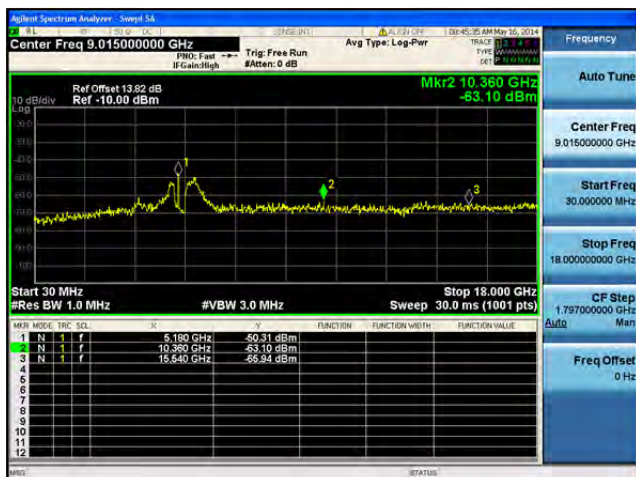
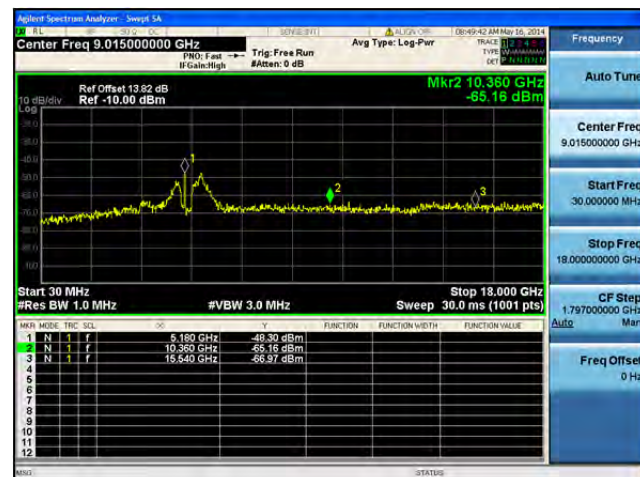


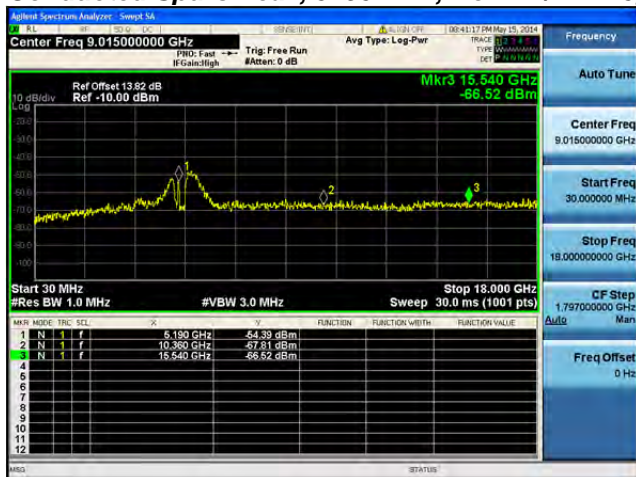
**Conducted Spurs Peak, 5180 MHz, HT/VHT20 Beam Forming, M16 to M23, M0.3 to M9.3****Antenna A****Antenna B****Antenna C****Antenna D**

**Conducted Spurs Peak, 5180 MHz, HT/VHT20 STBC, M0 to M7, M0.1 to M9.1****Antenna A****Antenna B**

**Conducted Spurs Peak, 5180 MHz, HT/VHT20 STBC, M0 to M7, M0.1 to M9.1****Antenna A****Antenna B****Antenna C**

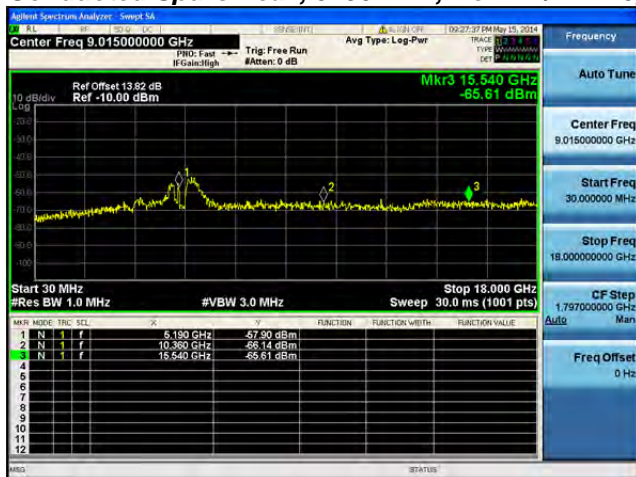
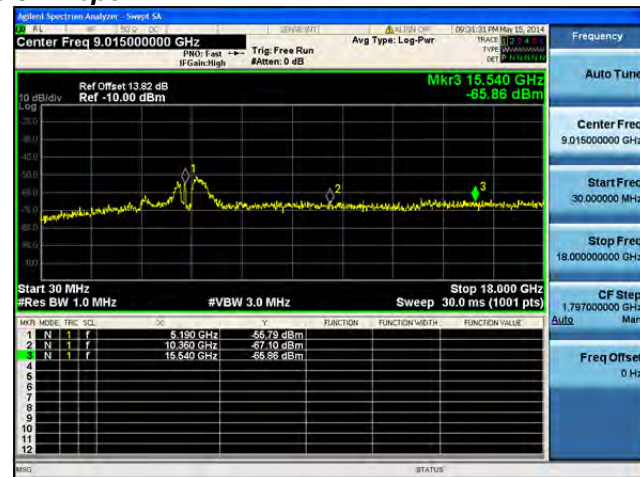
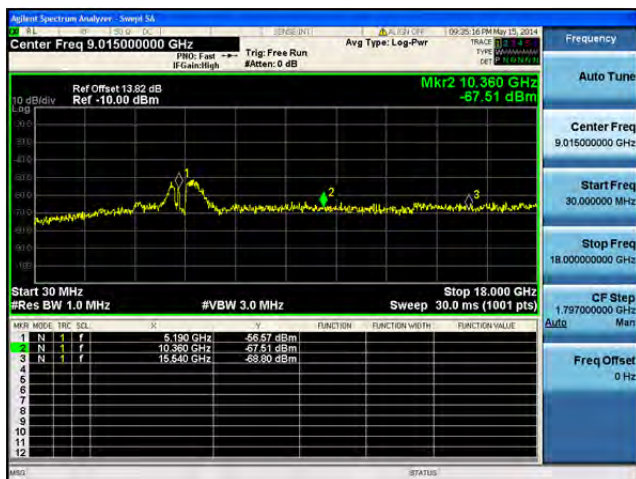


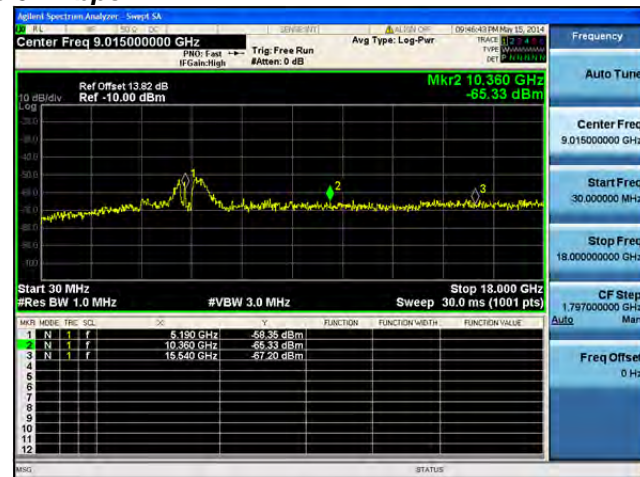
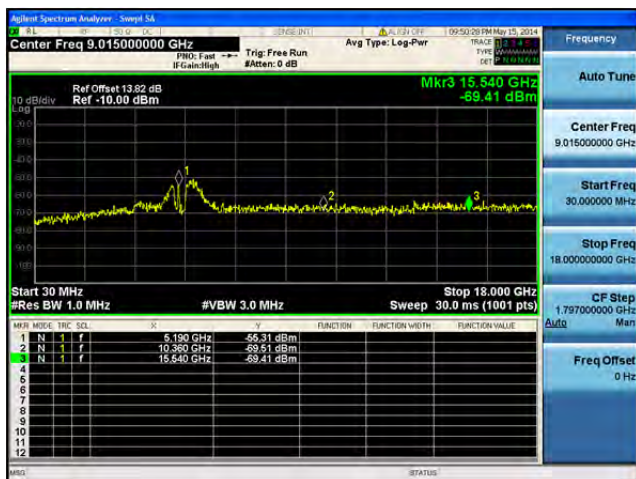
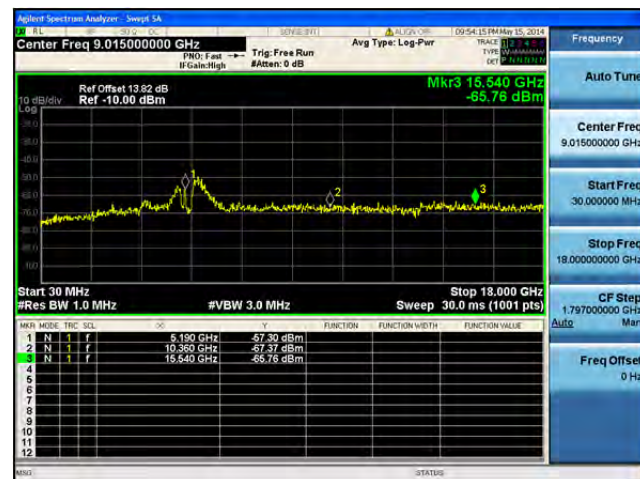
**Conducted Spurs Peak, 5180 MHz, HT/VHT20 STBC, M0 to M7, M0.1 to M9.1****Antenna A****Antenna B****Antenna C****Antenna D**

**Conducted Spurs Peak, 5190 MHz, Non HT/VHT40, 6 to 54 Mbps****Antenna A**

**Conducted Spurs Peak, 5190 MHz, Non HT/VHT40, 6 to 54 Mbps****Antenna A****Antenna B**

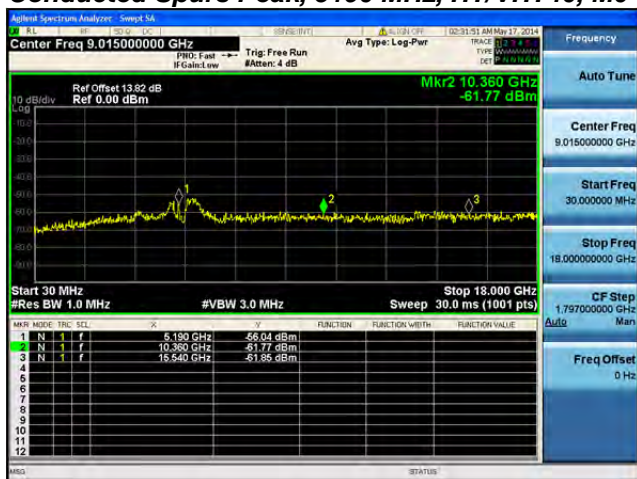
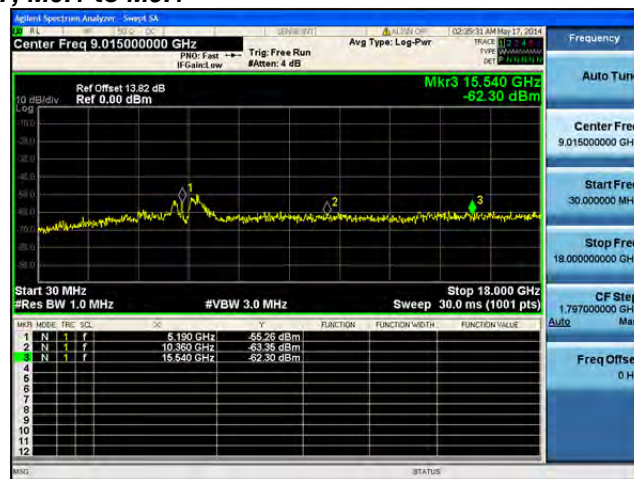


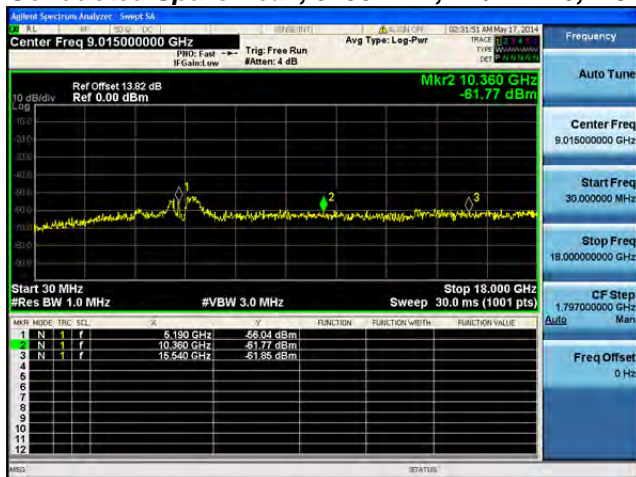
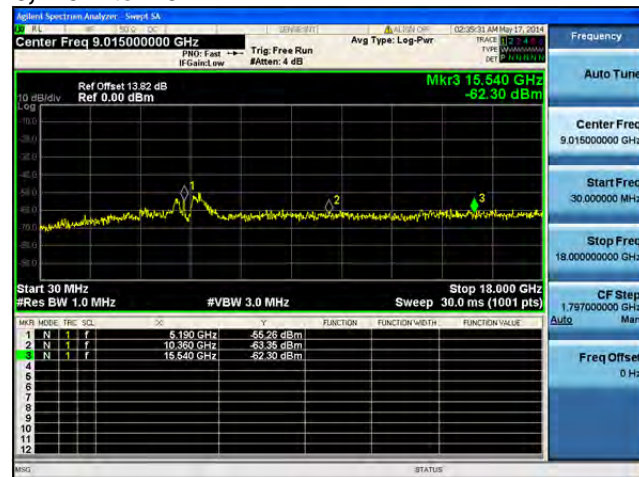
**Conducted Spurs Peak, 5190 MHz, Non HT/VHT40, 6 to 54 Mbps****Antenna A****Antenna B****Antenna C**

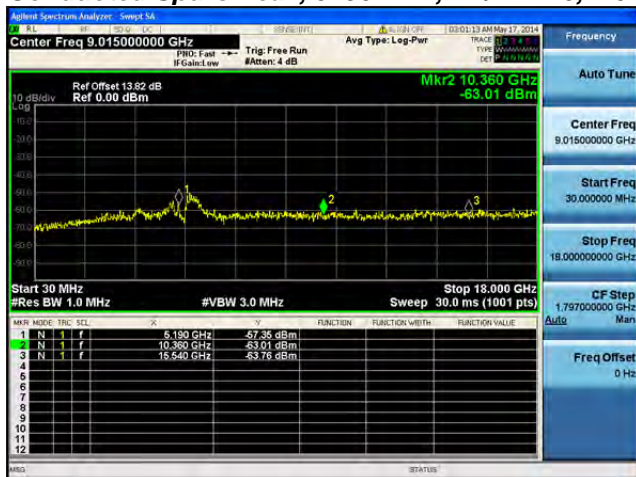
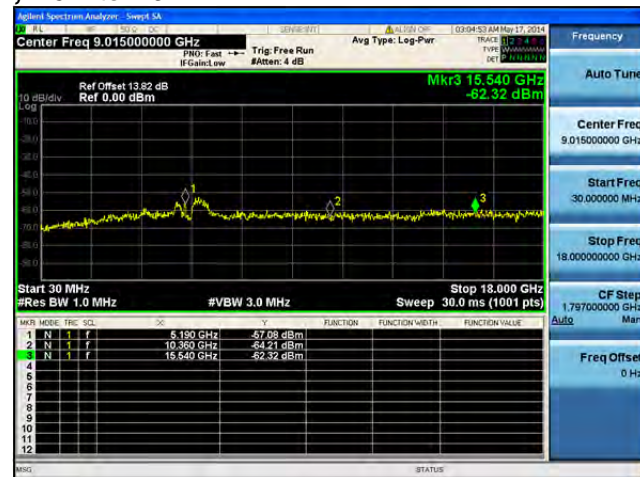
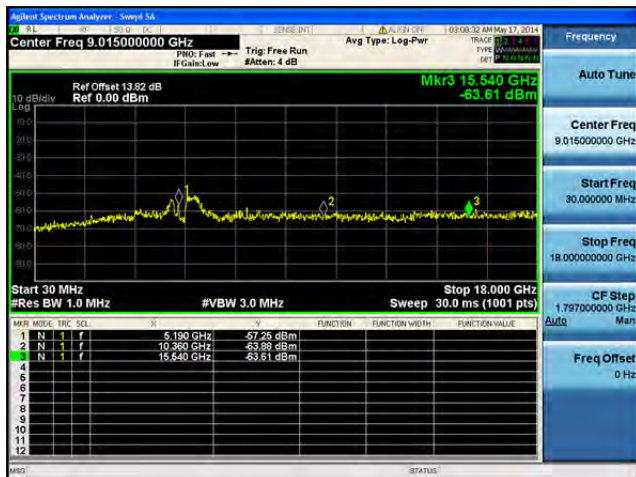
**Conducted Spurs Peak, 5190 MHz, Non HT/VHT40, 6 to 54 Mbps****Antenna A****Antenna B****Antenna C****Antenna D**

**Conducted Spurs Peak, 5190 MHz, HT/VHT40, M0 to M7, M0.1 to M9.1****Antenna A**

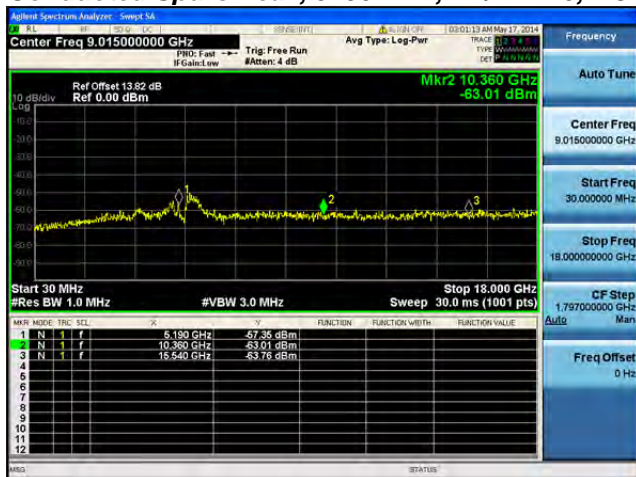
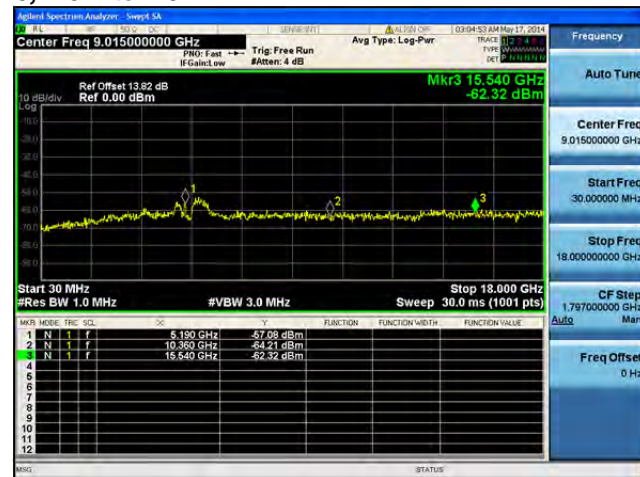
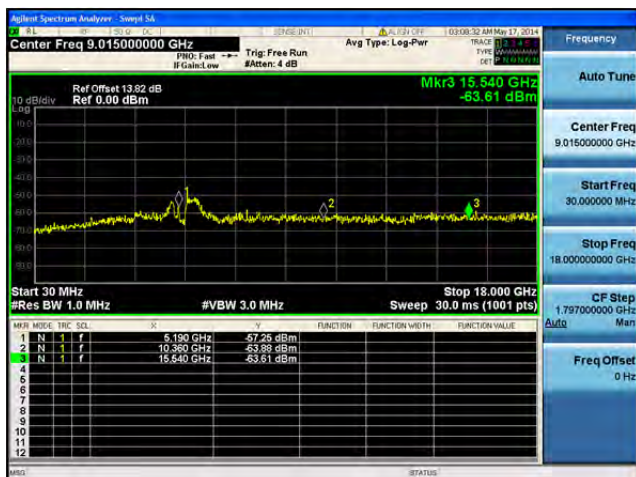


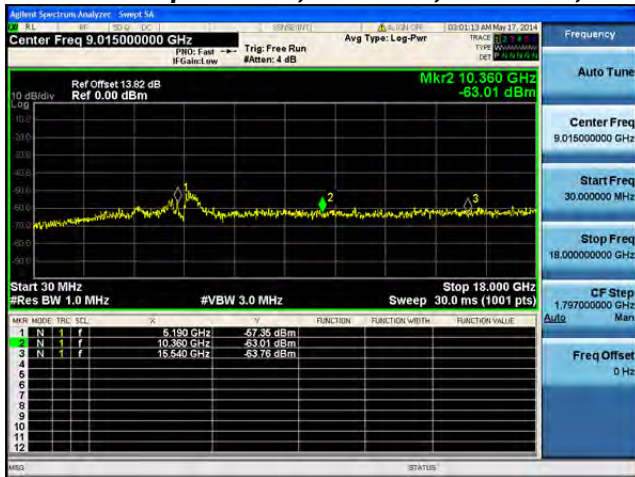
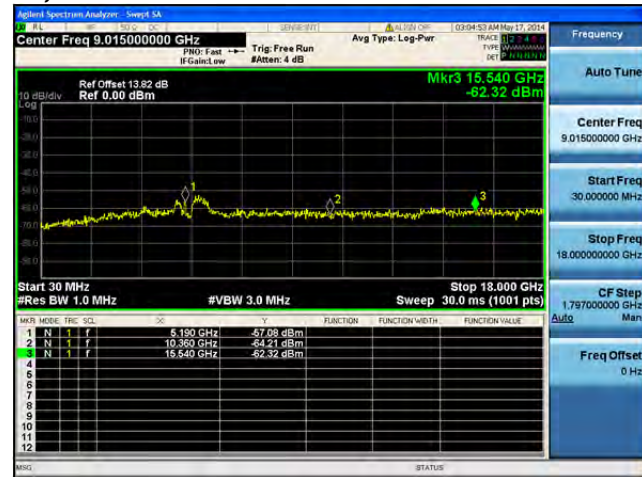
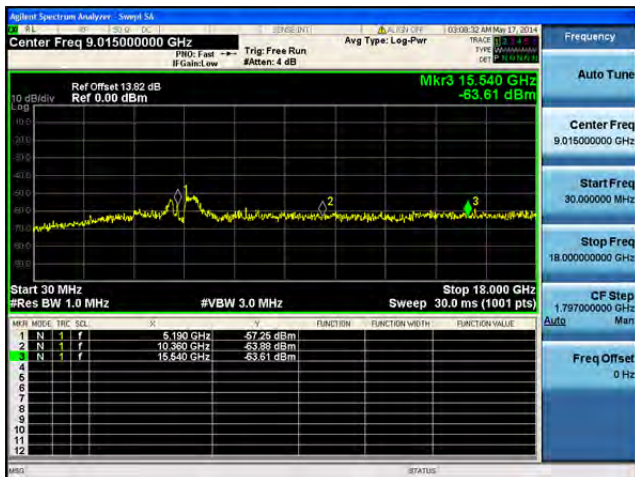
**Conducted Spurs Peak, 5190 MHz, HT/VHT40, M0 to M7, M0.1 to M9.1****Antenna A****Antenna B**

**Conducted Spurs Peak, 5190 MHz, HT/VHT40, M8 to M15, M0.2 to M9.2****Antenna A****Antenna B**

**Conducted Spurs Peak, 5190 MHz, HT/VHT40, M0 to M7, M0.1 to M9.1****Antenna A****Antenna B****Antenna C**



**Conducted Spurs Peak, 5190 MHz, HT/VHT40, M8 to M15, M0.2 to M9.2****Antenna A****Antenna B****Antenna C**

**Conducted Spurs Peak, 5190 MHz, HT/VHT40, M16 to M23, M0.3 to M9.3****Antenna A****Antenna B****Antenna C**

Spectrum Analyzer - Smet 44

REF OFF: 13.82 dB

Center Freq 9.015000000 GHz

PRIO: Fast → Trg: Free Run  
#Gain: low #Attenu: 4 dB

Avg Type: Log-Pwr

TRACE [0] 1 1  
TYPE WWHM  
DET 2.0/16.0

Mkr3 16.540 GHz  
-63.20 dBm

10 dB/div

Ref 0.00 dBm

Start 30 MHz  
#Res BW 1.0 MHz

#VBW 3.0 MHz

Stop 18.000 GHz  
Sweep 30.0 ms (1001 pts)

MARK	MODE	FREQ	LEVEL	FUNCTION	FUNCTION WITH	FUNCTION VALUE
1	N	f	9.0150 GHz	-56.68 dBm		
2	N	f	10.380 GHz	-64.97 dBm		
3	N	f	16.540 GHz	-63.20 dBm		

Frequency

Auto Tune

Center Freq  
9.015000000 GHz

Start Freq  
30.000000 MHz

Stop Freq  
18.000000000 GHz

CF Step  
1.797000000 GHz

Freq Offset  
0 Hz

[illegible]

Rohde & Schwarz Spectrum Analyzer, Swept 54

Center Freq 9.015000000 GHz

PRIO: Fast #Gain: Low Trig: Free Run #Atten: 4 dB

Avg Type: Log-Pwr

09:29:12 AM May 17, 2014

Ref Offset 13.92 dB Ref 0.00 dBm

Mkr3 15.540 GHz -63.55 dBm

Start 30 MHz #Res BW 1.0 MHz #VBW 3.0 MHz Stop 18.000 GHz Sweep 30.0 ms (1001 pts)

Mkr	Mode	Freq	SCL	dBm	FUNCTION	FUNCTION WIDTH	FUNCTION VALUE
1	N	1	f	5.190 GHz			-57.47 dBm
2	N	1	f	10.350 GHz			-64.44 dBm
3	N	1	f	15.540 GHz			-63.55 dBm

Frequency

Auto Tune

Center Freq 9.015000000 GHz

Start Freq 30.000000 MHz

Stop Freq 18.000000000 GHz

CF Stop 1.797000000 GHz

Auto Man

Freq Offset 0 Hz

STATUS

Agilent Spectrum Analyzer - Sweet 2A

Center Freq 9.015000000 GHz

PRO: Fast Trig: Free Run #Aber: 4 dB

Avg Type: Log-Pwr

TRACE 0 0.000000  
TYPE: W/SPAN  
DEC: 10.000000

Ref Offset 13.82 dB  
Ref 0.00 dBm

Mkr3 15.540 GHz  
-63.35 dBm

Start 30 MHz  
#Res BW 1.0 MHz  
#VBW 3.0 MHz  
Sweep 30.0 ms (1001 pts)

MARK	MODE	TRIG	SEL	Q	F	FUNCTION	FUNCTION WIDTH	FUNCTION VALUE
1	N	1	f		5.180 GHz	-68.69 dBm		
2	N	1	f		10.360 GHz	-64.62 dBm		
3	N	1	f		15.540 GHz	-63.35 dBm		
4								
5								
6								
7								
8								
9								
10								
11								
12								

Stop 18.000 GHz

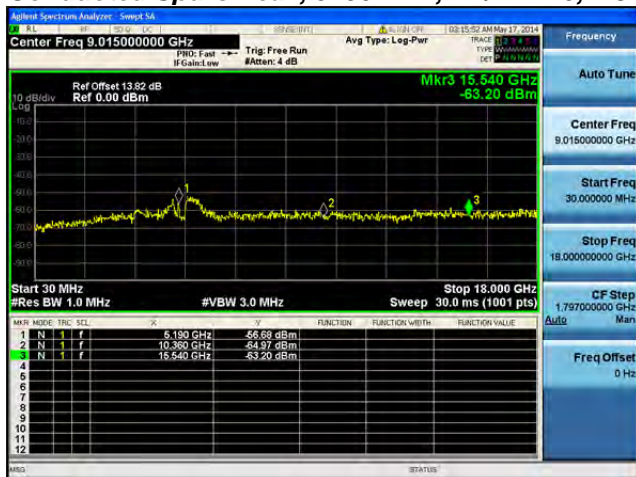
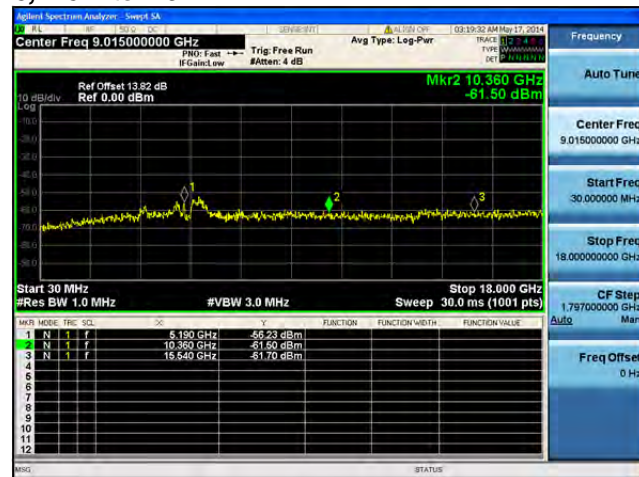
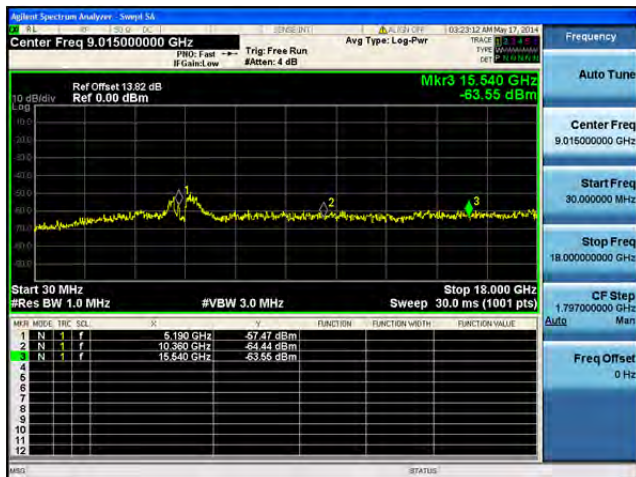
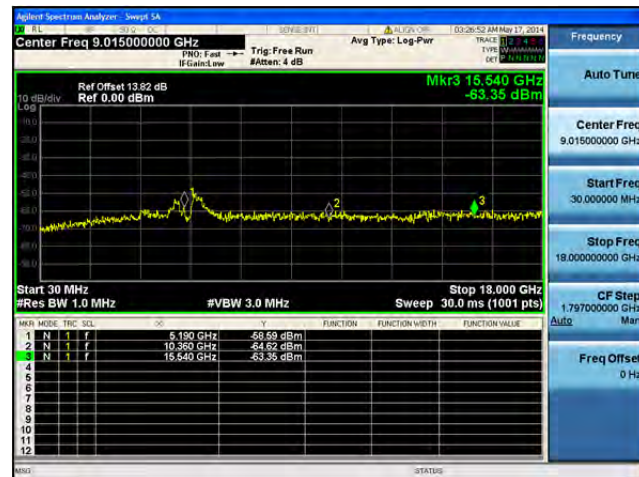
CF Stop 1.797000000 GHz

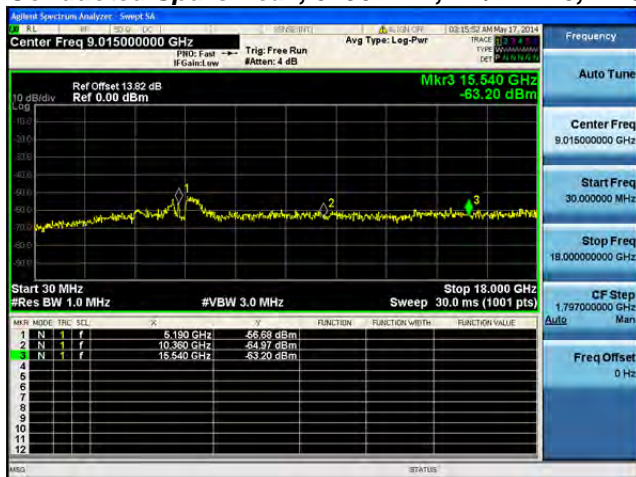
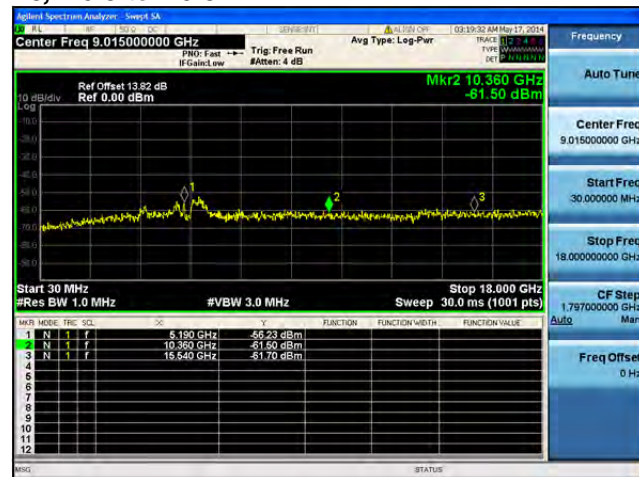
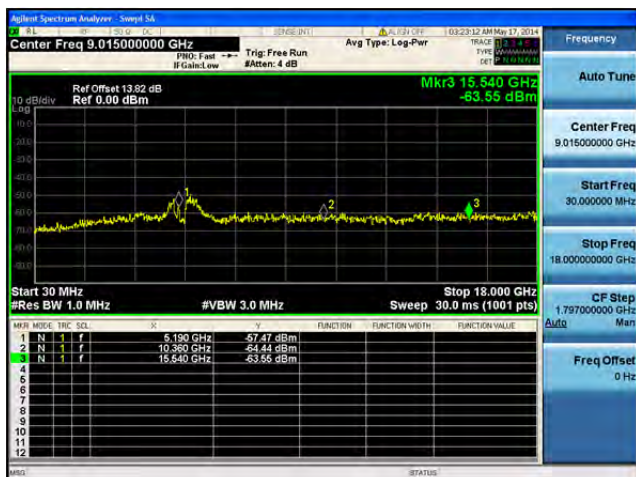
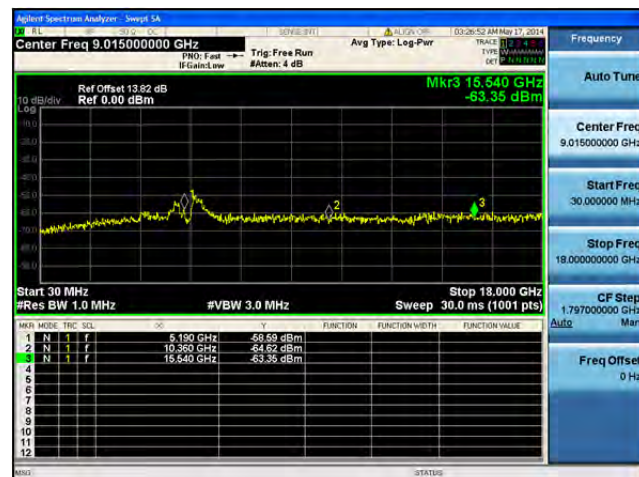
Auto

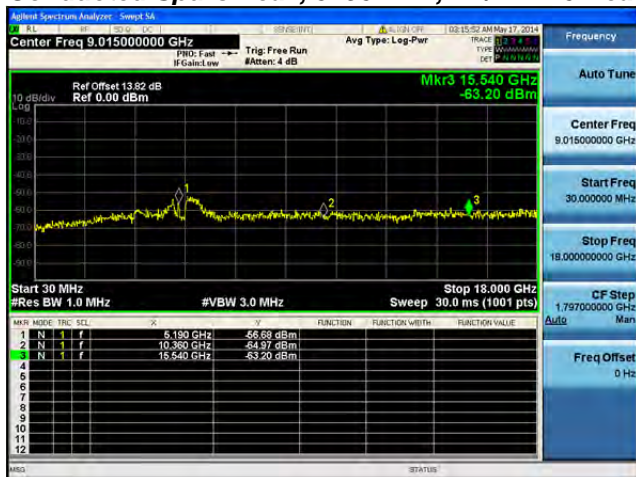
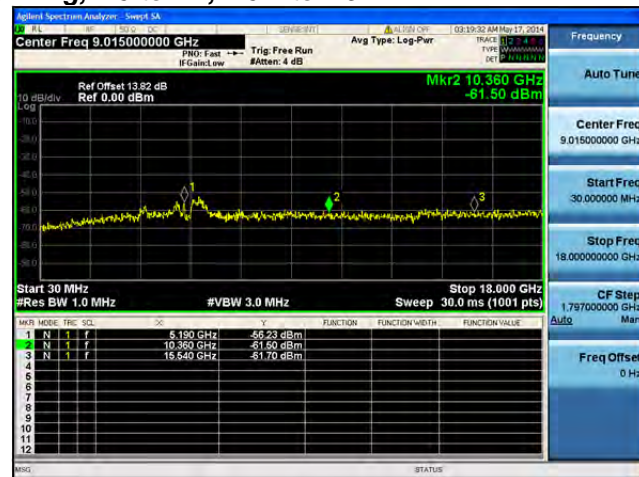
Freq Offset 0.000000 MHz

This document is uncontrolled. Please refer to the electronic copy within EDCS for the most up to date version.  
Cisco Systems, Inc. Company Confidential

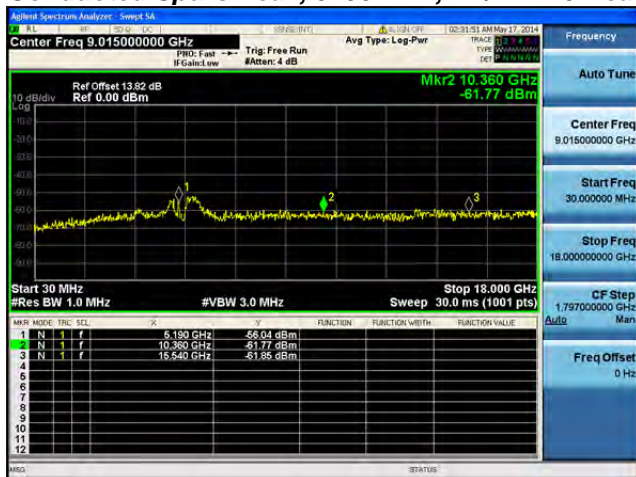
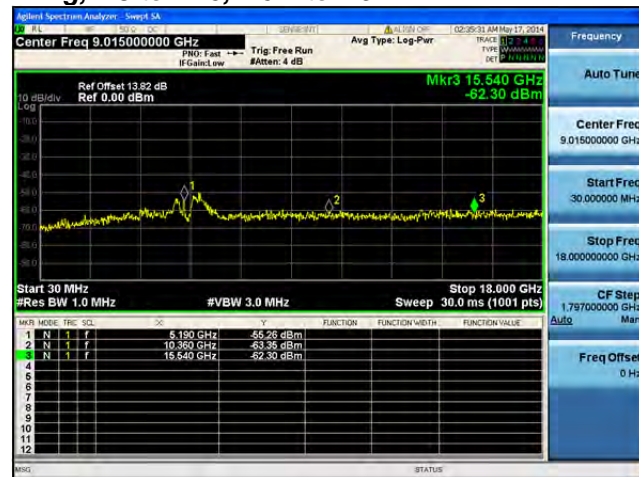


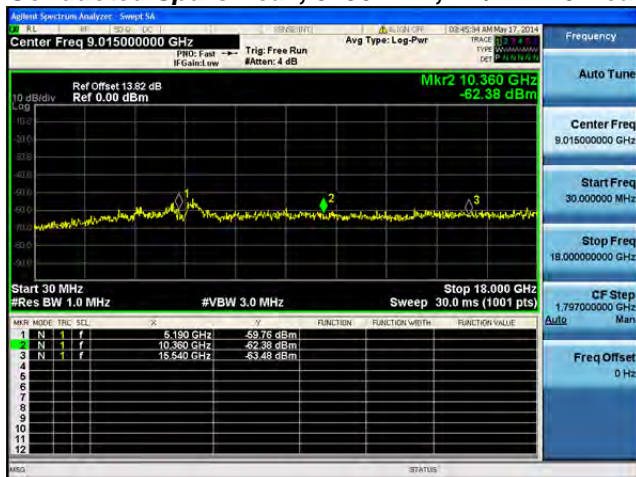
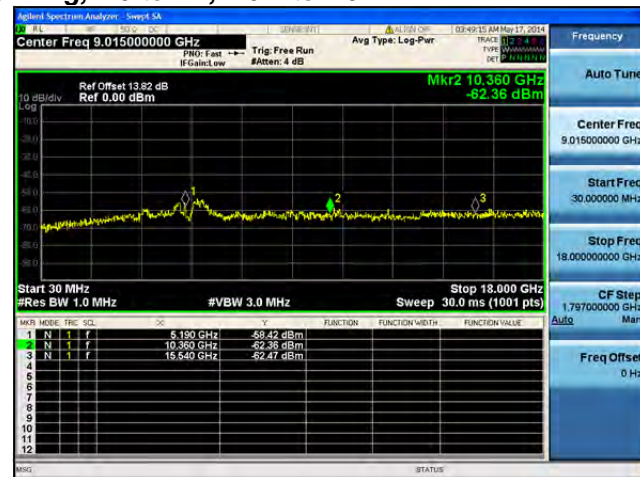
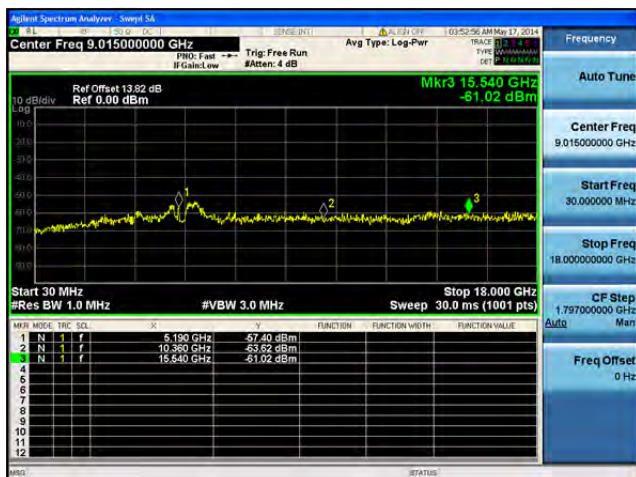
**Conducted Spurs Peak, 5190 MHz, HT/VHT40, M8 to M15, M0.2 to M9.2****Antenna A****Antenna B****Antenna C****Antenna D**

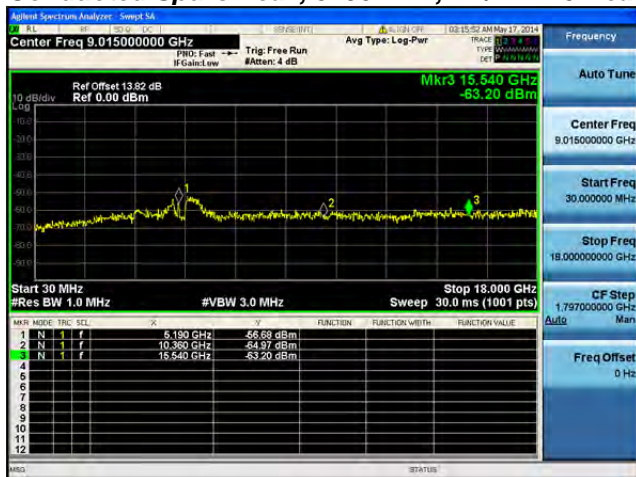
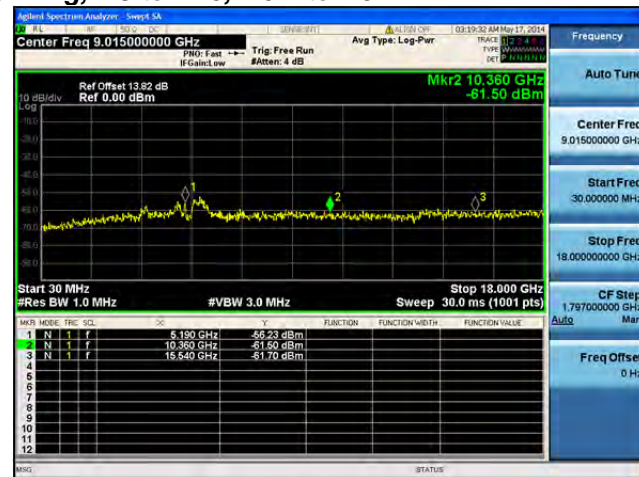
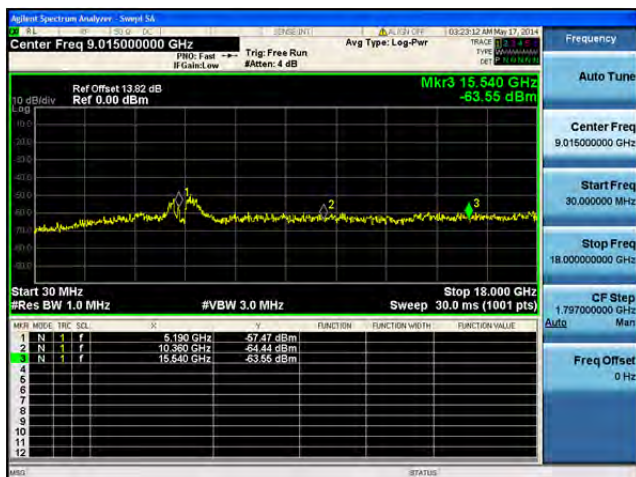
**Conducted Spurs Peak, 5190 MHz, HT/VHT40, M16 to M23, M0.3 to M9.3****Antenna A****Antenna B****Antenna C****Antenna D**

**Conducted Spurs Peak, 5190 MHz, HT/VHT40 Beam Forming, M0 to M7, M0.1 to M9.1****Antenna A****Antenna B**

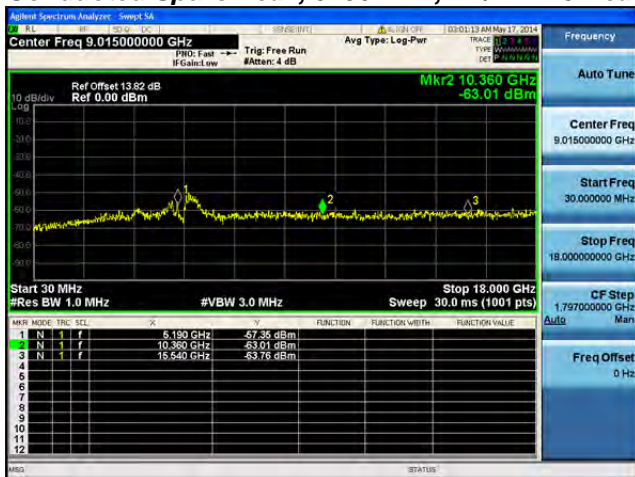
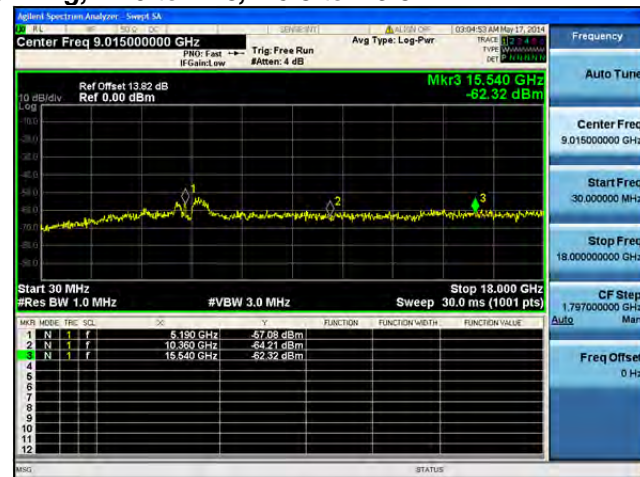
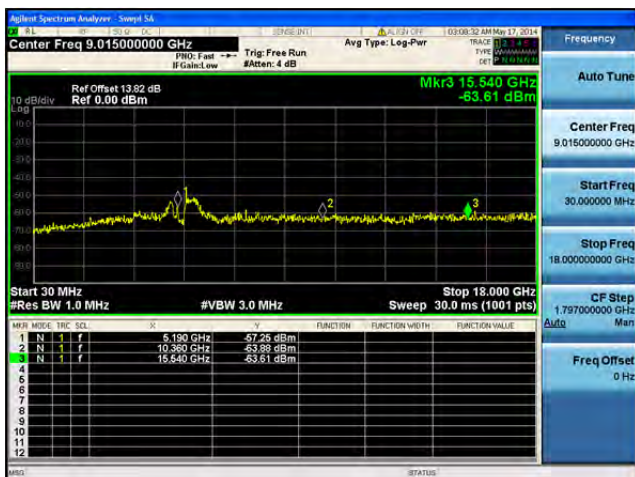


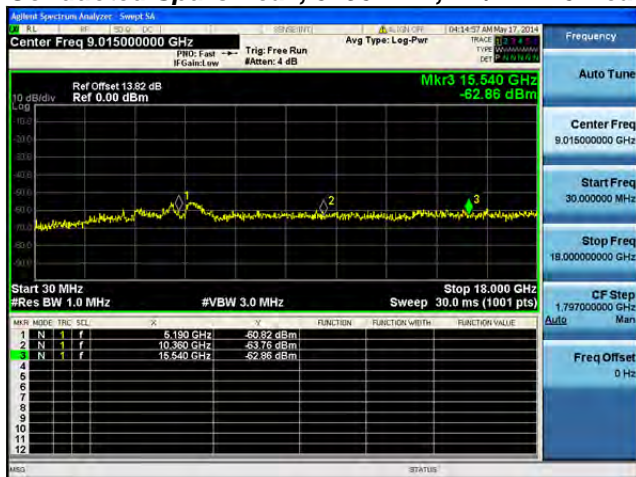
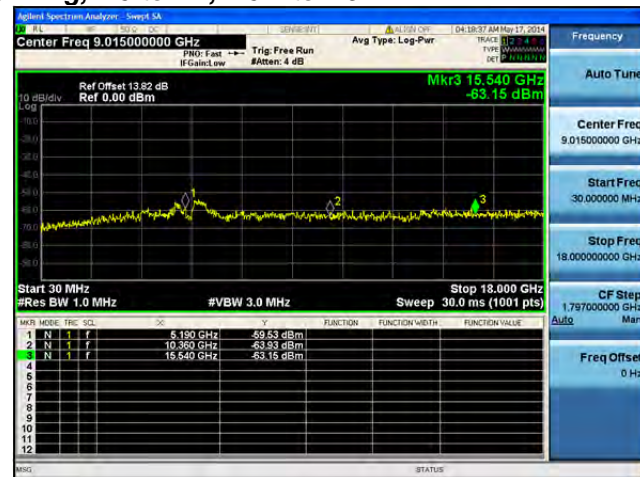
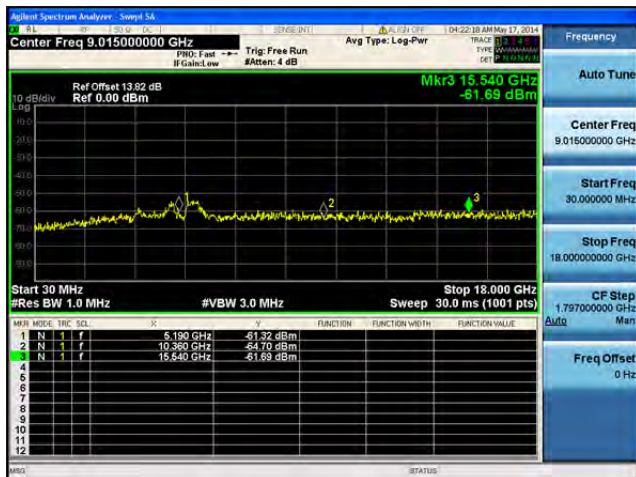
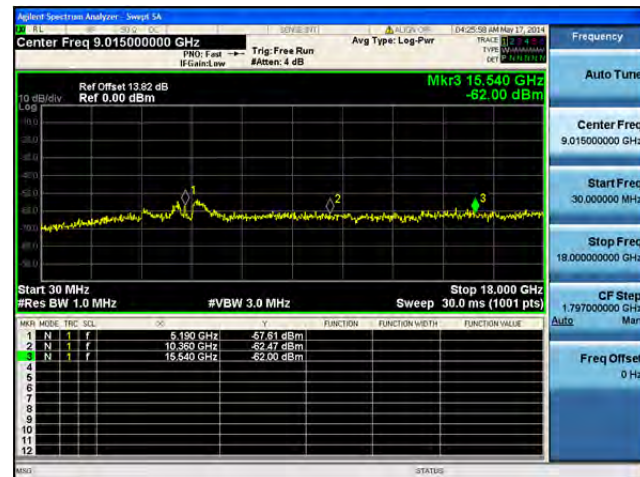
**Conducted Spurs Peak, 5190 MHz, HT/VHT40 Beam Forming, M8 to M15, M0.2 to M9.2****Antenna A****Antenna B**

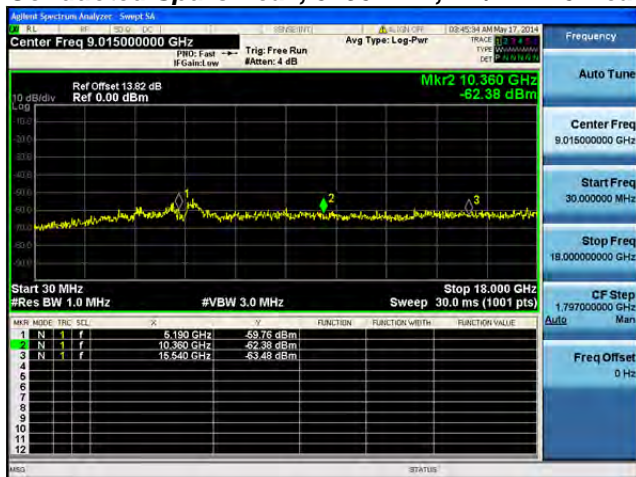
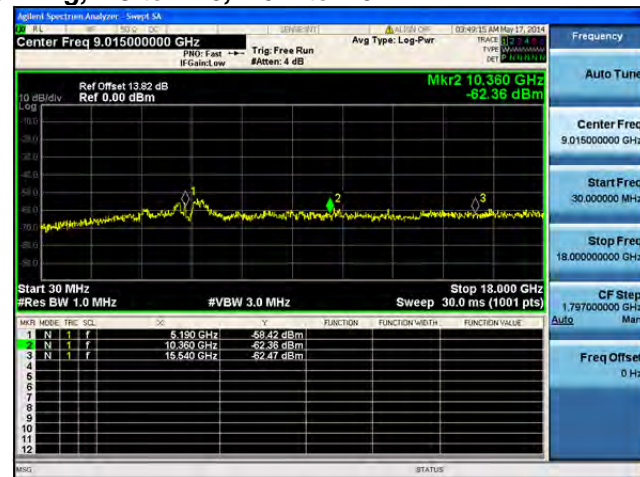
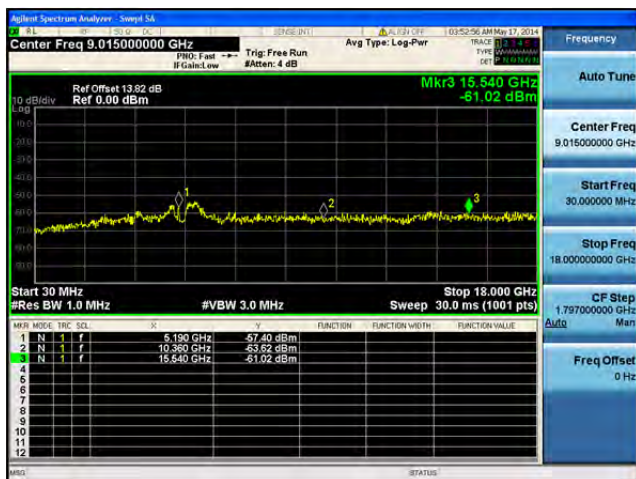
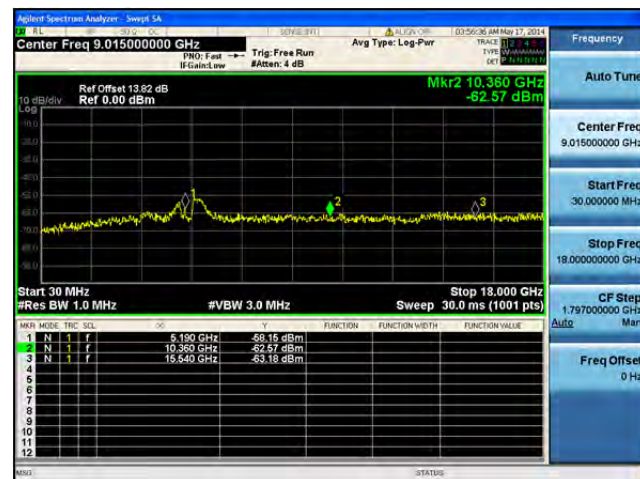
**Conducted Spurs Peak, 5190 MHz, HT/VHT40 Beam Forming, M0 to M7, M0.1 to M9.1****Antenna A****Antenna B****Antenna C**

**Conducted Spurs Peak, 5190 MHz, HT/VHT40 Beam Forming, M8 to M15, M0.2 to M9.2****Antenna A****Antenna B****Antenna C**



**Conducted Spurs Peak, 5190 MHz, HT/VHT40 Beam Forming, M16 to M23, M0.3 to M9.3****Antenna A****Antenna B****Antenna C**

**Conducted Spurs Peak, 5190 MHz, HT/VHT40 Beam Forming, M0 to M7, M0.1 to M9.1****Antenna A****Antenna B****Antenna C****Antenna D**

**Conducted Spurs Peak, 5190 MHz, HT/VHT40 Beam Forming, M8 to M15, M0.2 to M9.2****Antenna A****Antenna B****Antenna C****Antenna D**



**Signal Spectrum Analyzer - Smp154**

Center Freq 9.015000000 GHz

Ref Offset 13.82 dB  
Ref 0.00 dBm

Mkr3 15.540 GHz  
-61.21 dBm

Start 30 MHz  
#Res BW 1.0 MHz

#VBW 3.0 MHz

Stop 18.000 GHz  
Sweep 30.0 ms (1001 pts)

MARK	MODE	FREQ	FLC	dBm	FUNCTION	FUNCTION WITH	FUNCTION VALUE
1	N	6.190 GHz	f	-59.18 dBm			
2	N	10.380 GHz	f	-63.40 dBm			
3	N	15.540 GHz	f	-61.21 dBm			

Agilent Spectrum Analyzer - Swept 1A

Center Freq 9.015000000 GHz

Ref Offset 13.82 dB  
Ref 0.00 dBm

Mkr3 15.540 GHz  
-61.33 dBm

Start 30 MHz  
#Res BW 1.0 MHz

#VBW 3.0 MHz

Sweep 30.0 ms (1001 pts)

Frequency

Auto Tune

Center Freq  
9.015000000 GHz

Start Freq  
30.000000 MHz

Stop Freq  
18.000000000 GHz

CF Stop  
1.787000000 GHz

Freq Offset  
0 Hz

MKR	MODE	FREQ	SCA	dB	Y	FUNCTION	FUNCTION WIDTH	FUNCTION VALUE
1	N	9.190 GHz	f	-57.51 dBm				
2	N	10.360 GHz	f	-63.14 dBm				
3	N	15.540 GHz	f	-61.33 dBm				

Spectrum Analyzer - View 54

Center Freq 9.015000000 GHz

Ref Offset 13.92 dB  
Ref 0.00 dBm

Mkr2 10.360 GHz  
-63.38 dBm

Start 30 MHz  
#Res BW 1.0 MHz

#VBW 3.0 MHz

Stop 18.000 GHz  
Sweep 30.0 ms (1001 pts)

MNR	MODE	TRC	SCN	F	V	FUNCTION	FUNCTION WIDTH	FUNCTION VALUE
1	N	1	f	5.190 GHz	-57.10 dBm			
2	N	1	f	10.360 GHz	-63.38 dBm			
3	N	1	f	15.640 GHz	-66.14 dBm			

**Agilent Spectrum Analyzer - Swept SA**

File Edit View Options Help | 103-61-55 AM Nov 19 2014

**Center Freq 9.015000000 GHz** Avg Type: Log-Pwr

PBW: Fast Trig: Free Run  
IF Gain: Low #Aver: 4 dB

TRACE 1 4 +  
TYPE SPAN  
REF 10.00000000

**Mkr2 10.360 GHz  
-80.76 dBm**

Ref Offset 13.82 dB  
Ref 0.00 dBm

10 dB/div

Start 30 MHz Stop 18.000 GHz  
#Res BW 1.0 MHz #VBW 3.0 MHz Sweep 30.0 ms (1001 pts)

MNR	MODE	FREQ	SCL	dB	UNIT	FUNCTION	FUNCTION WIDTH	FUNCTION VALUE
1	N	9.190 GHz	-56.36	dBm				
2	N	10.360 GHz	-80.76	dBm				
3	N	15.540 GHz	-63.23	dBm				

Frequency Auto Tune

Center Freq 9.015000000 GHz

Start Freq 30.000000 GHz

Stop Freq 18.000000000 GHz

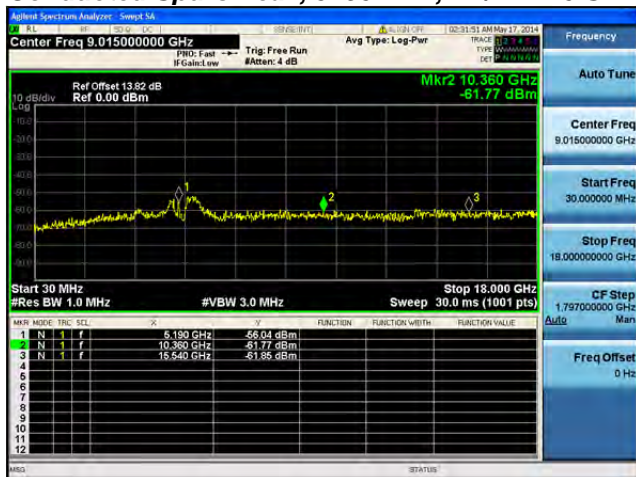
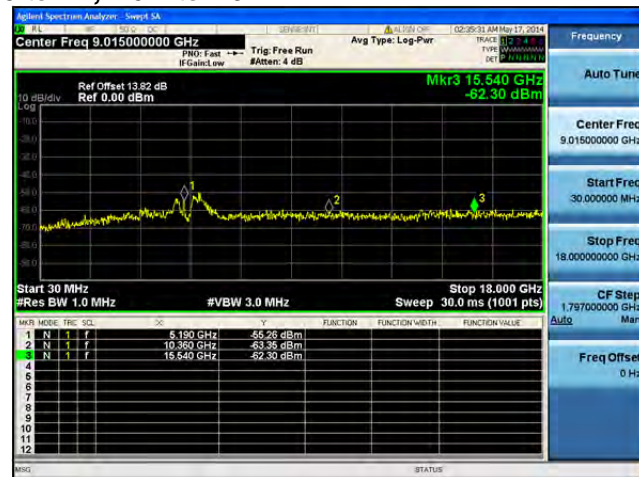
CF Step 1.797000000 GHz

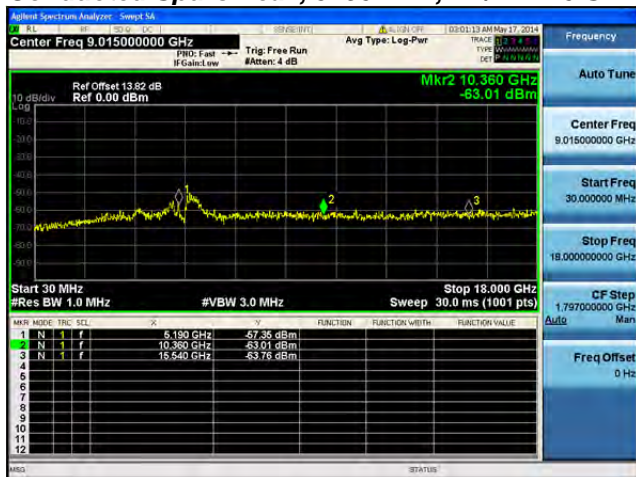
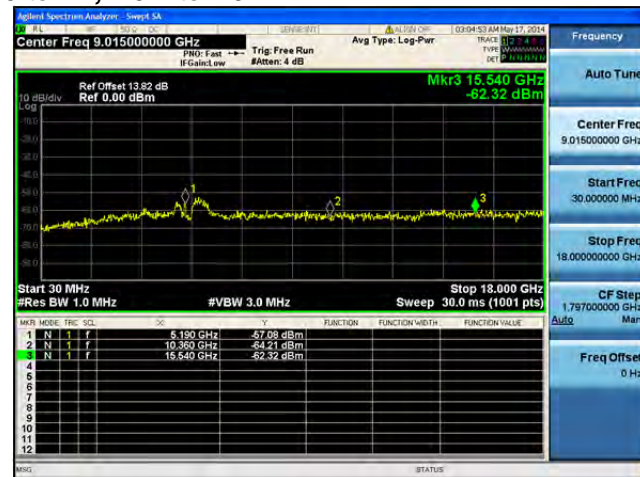
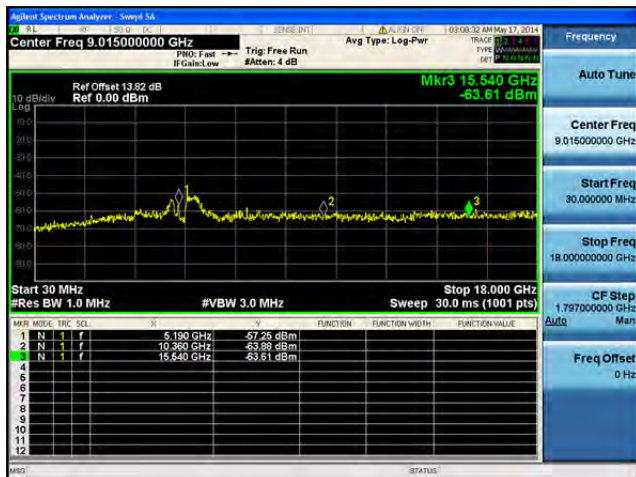
Autz Man

Freq Offset 0 Hz

MSO STATUS

This document is uncontrolled. Please refer to the electronic copy within EDCS for the most up to date version.  
Cisco Systems, Inc. Company Confidential

**Conducted Spurs Peak, 5190 MHz, HT/VHT40 STBC, M0 to M7, M0.1 to M9.1****Antenna A****Antenna B**

**Conducted Spurs Peak, 5190 MHz, HT/VHT40 STBC, M0 to M7, M0.1 to M9.1****Antenna A****Antenna B****Antenna C**



Center Freq 9.015000000 GHz

Ref Offset 13.82 dB  
Ref 0.00 dBm

Mkr3 15.540 GHz  
-53.20 dBm

Start 30 MHz  
#Res BW 1.0 MHz

#VBW 3.0 MHz

Stop 18.000 GHz  
Sweep 30.0 ms (1001 pts)

Mkr	Mode	Freq	Power
1	N	1	f
2	N	1	f
3	N	1	f

[illegible]

Rohde & Schwarz Spectrum Analyzer, Swept 54

Center Freq 9.015000000 GHz

PRIO: Fast #Gain: Low Trig: Free Run #Atten: 4 dB

Avg Type: Log-Pwr

09:29:12 AM May 17, 2014

Ref Offset 13.92 dB Ref 0.00 dBm

Mkr3 15.540 GHz -63.55 dBm

Start 30 MHz #Res BW 1.0 MHz #VBW 3.0 MHz Stop 18.000 GHz Sweep 30.0 ms (1001 pts)

Mkr	Mode	Freq	SCL	Y	FUNCTION	FUNCTION WIDTH	FUNCTION VALUE
1	N	1	f	5.190 GHz			-57.47 dBm
2	N	1	f	10.350 GHz			-64.44 dBm
3	N	1	f	15.540 GHz			-63.55 dBm

Frequency

Auto Tune

Center Freq 9.015000000 GHz

Start Freq 30.000000 MHz

Stop Freq 18.000000000 GHz

CF Step 1.797000000 GHz

Auto Man

Freq Offset 0 Hz

STATUS

Agilent Spectrum Analyzer - Sweet 2A

Center Freq 9.015000000 GHz

PRO: Fast Trig: Free Run #Aber: 4 dB

Avg Type: Log-Pwr

TRACE 0 0.000000  
TYPE: W/SPAN  
DEC: 10.000000

Ref Offset 13.82 dB  
Ref 0.00 dBm

Mkr3 15.540 GHz  
-63.35 dBm

Start 30 MHz  
#Res BW 1.0 MHz  
#VBW 3.0 MHz  
Sweep 30.0 ms (1001 pts)

MARK	MODE	TRIG	SEL	Q	F	FUNCTION	FUNCTION WIDTH	FUNCTION VALUE
1	N	1	f		5.180 GHz	-68.69 dBm		
2	N	1	f		10.360 GHz	-64.62 dBm		
3	N	1	f		15.540 GHz	-63.35 dBm		
4								
5								
6								
7								
8								
9								
10								
11								
12								

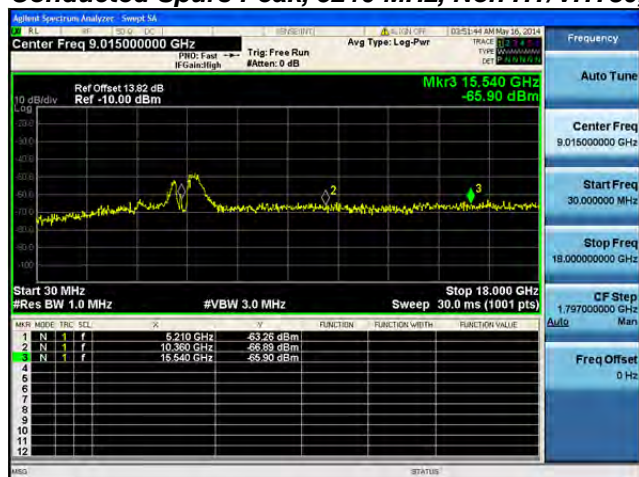
Stop 18.000 GHz

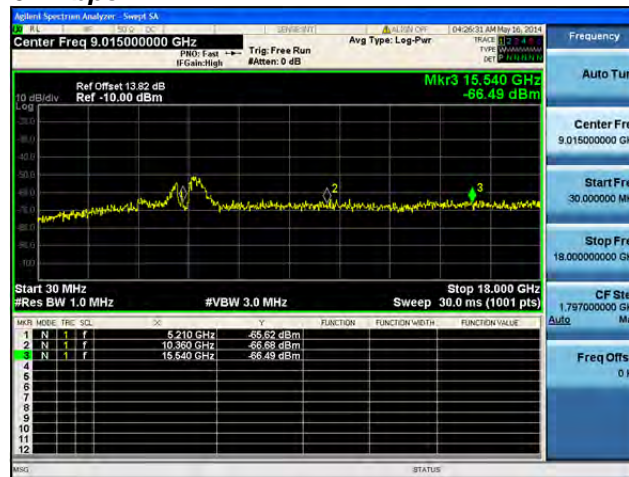
CF Stop 1.797000000 GHz

Auto

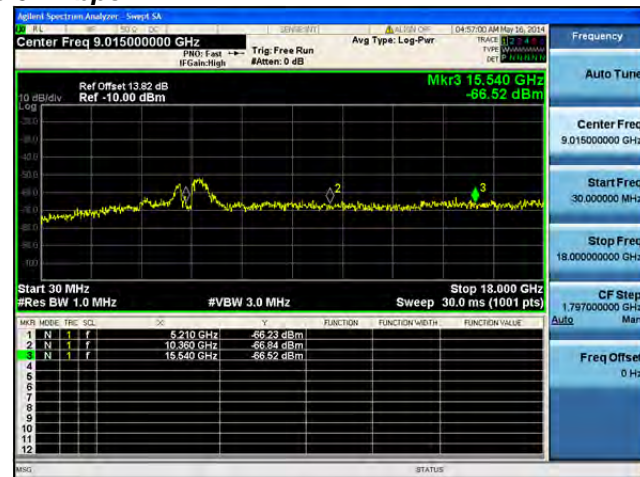
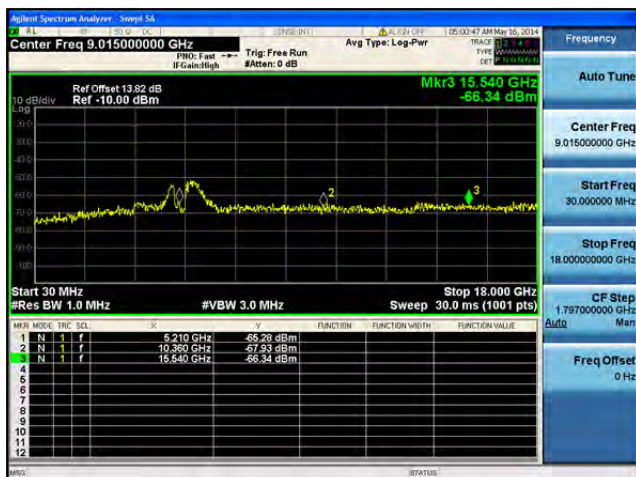
Freq Offset 0.000000 MHz

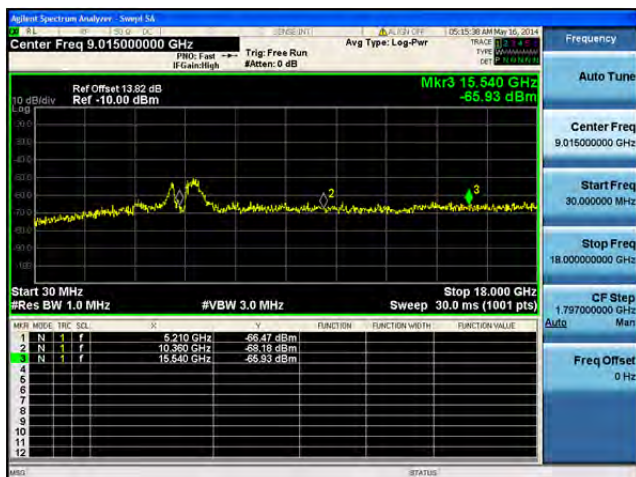
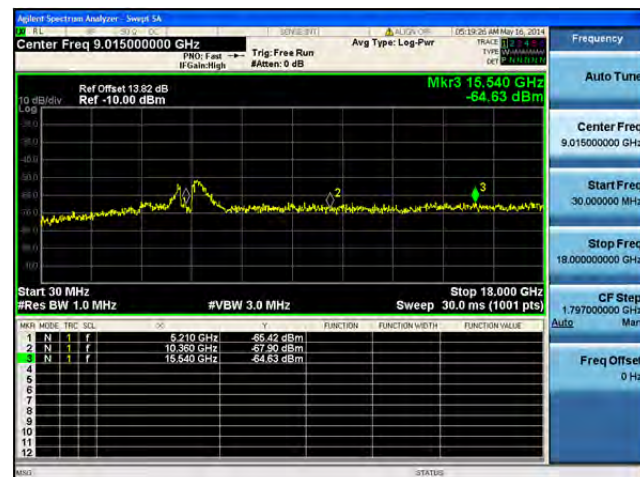
This document is uncontrolled. Please refer to the electronic copy within EDCS for the most up to date version.  
Cisco Systems, Inc. Company Confidential

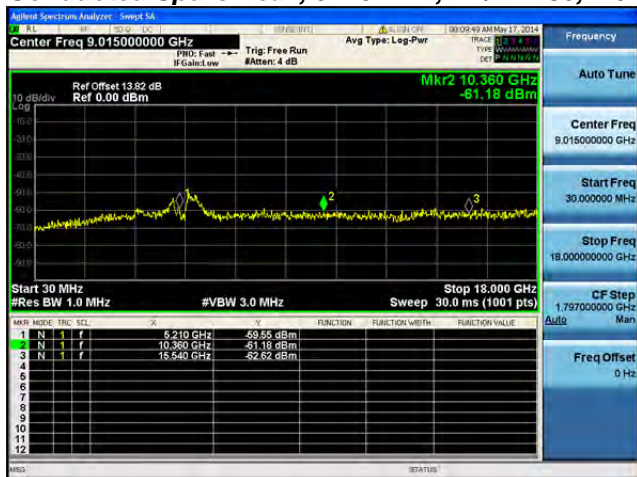
**Conducted Spurs Peak, 5210 MHz, Non HT/VHT80, 6 to 54 Mbps****Antenna A**

**Conducted Spurs Peak, 5210 MHz, Non HT/VHT80, 6 to 54 Mbps****Antenna A****Antenna B**

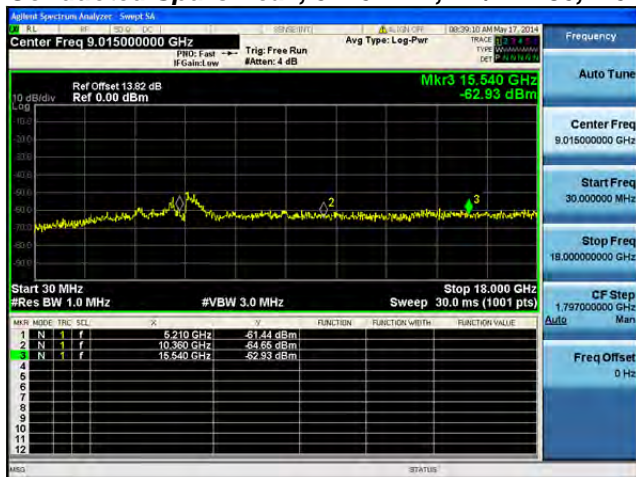
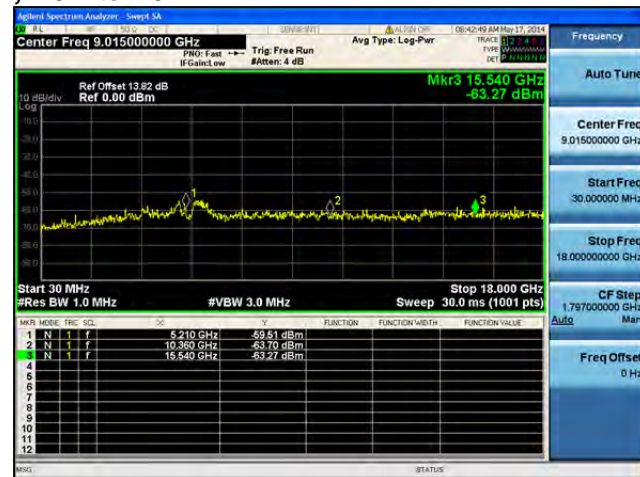


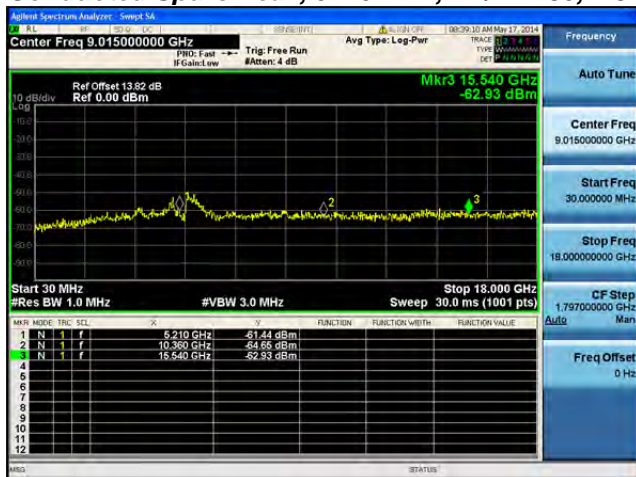
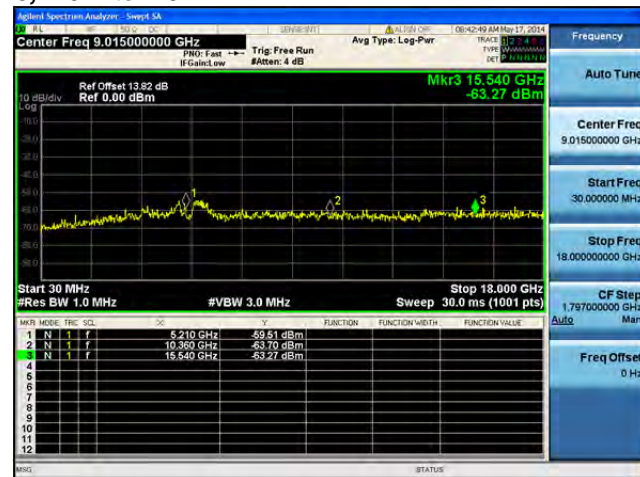
**Conducted Spurs Peak, 5210 MHz, Non HT/VHT80, 6 to 54 Mbps****Antenna A****Antenna B****Antenna C**

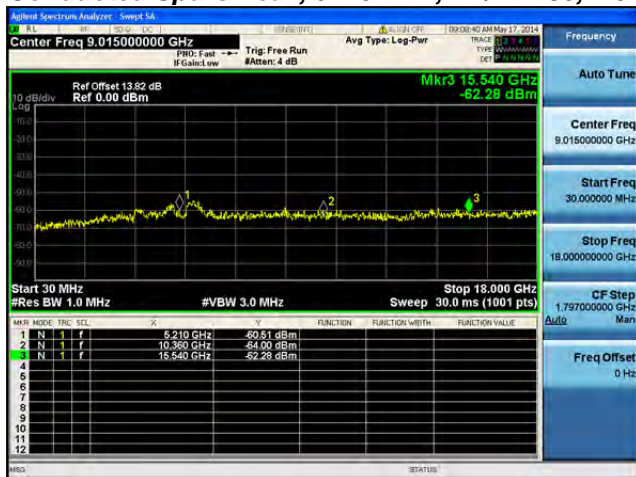
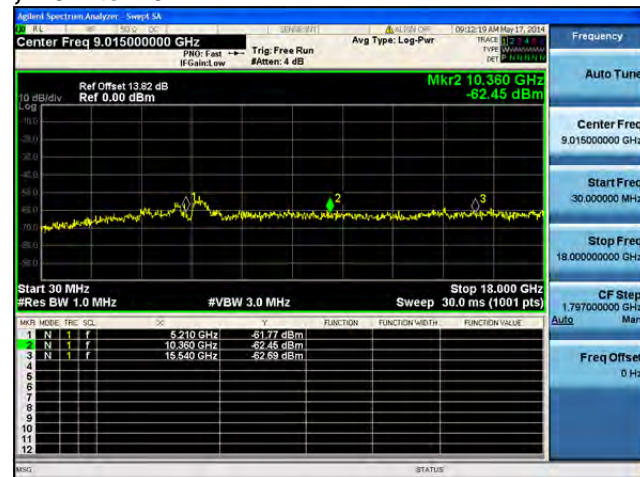
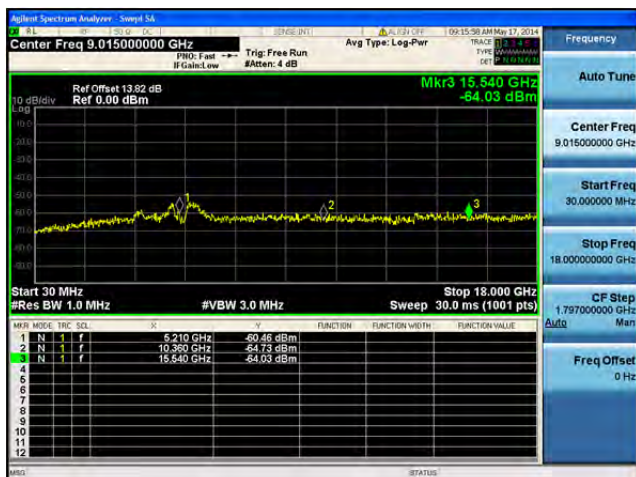
**Conducted Spurs Peak, 5210 MHz, Non HT/VHT80, 6 to 54 Mbps****Antenna A****Antenna B****Antenna C****Antenna D**

**Conducted Spurs Peak, 5210 MHz, HT/VHT80, M0 to M7, M0.1 to M9.1****Antenna A**

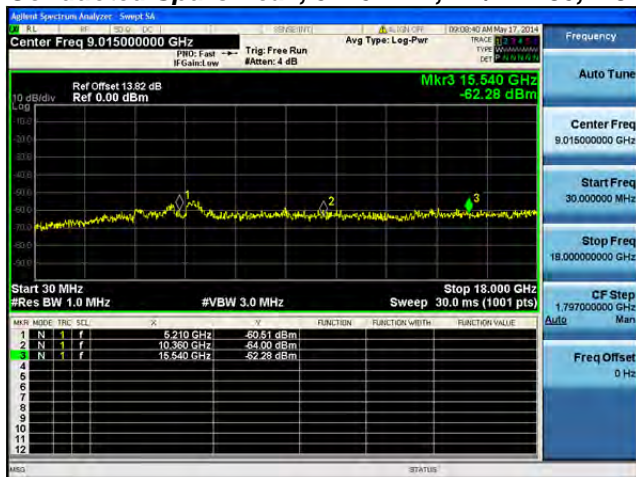
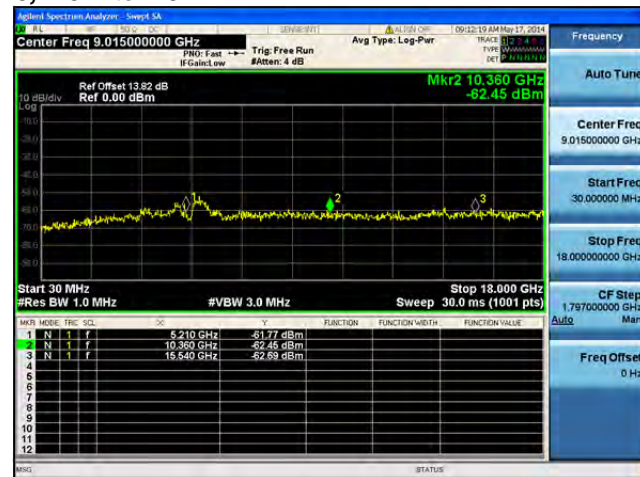
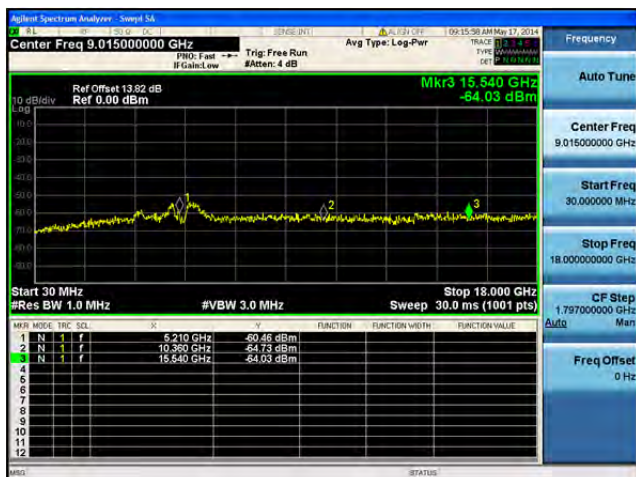


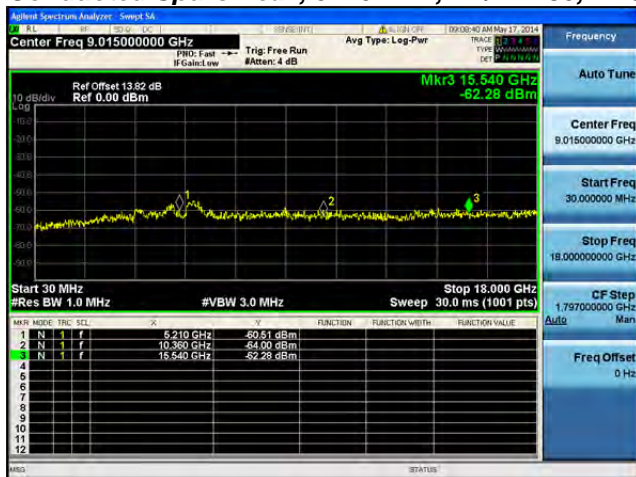
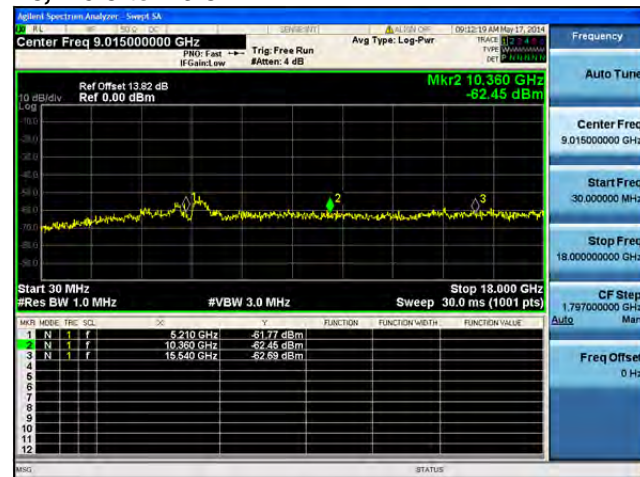
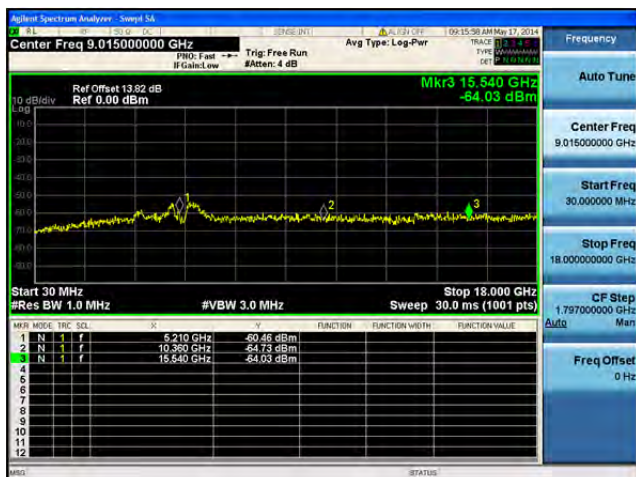
**Conducted Spurs Peak, 5210 MHz, HT/VHT80, M0 to M7, M0.1 to M9.1****Antenna A****Antenna B**

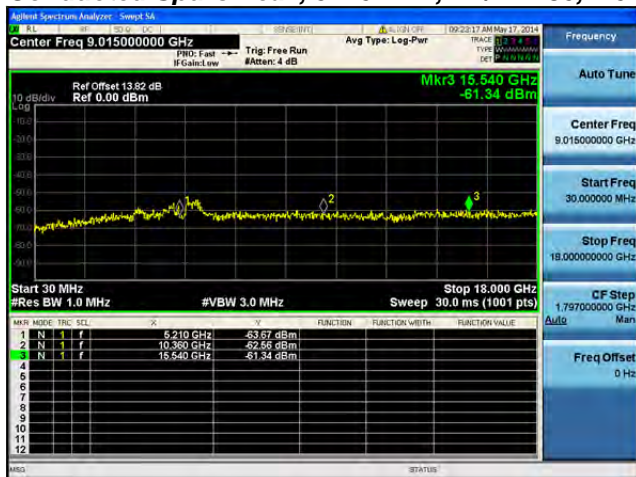
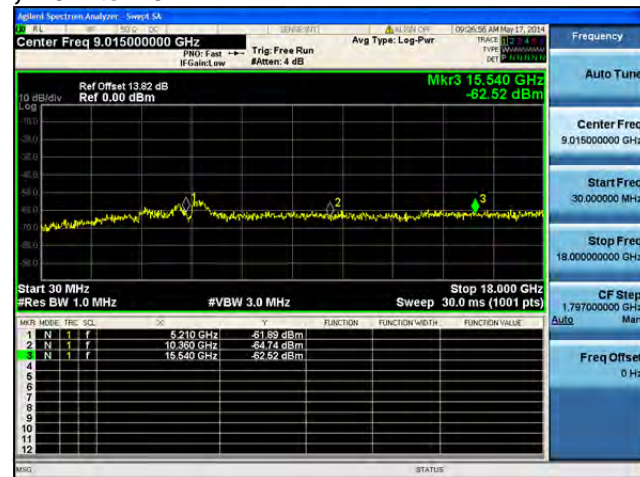
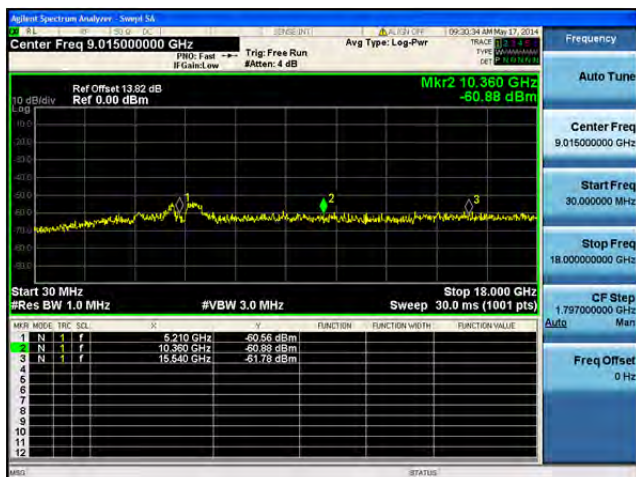
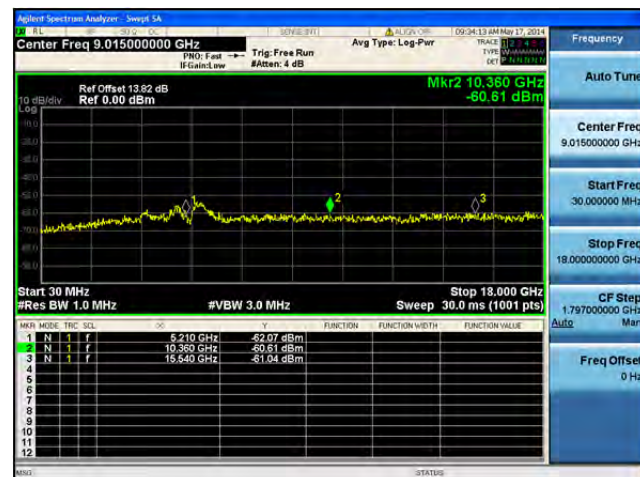
**Conducted Spurs Peak, 5210 MHz, HT/VHT80, M8 to M15, M0.2 to M9.2****Antenna A****Antenna B**

**Conducted Spurs Peak, 5210 MHz, HT/VHT80, M0 to M7, M0.1 to M9.1****Antenna A****Antenna B****Antenna C**

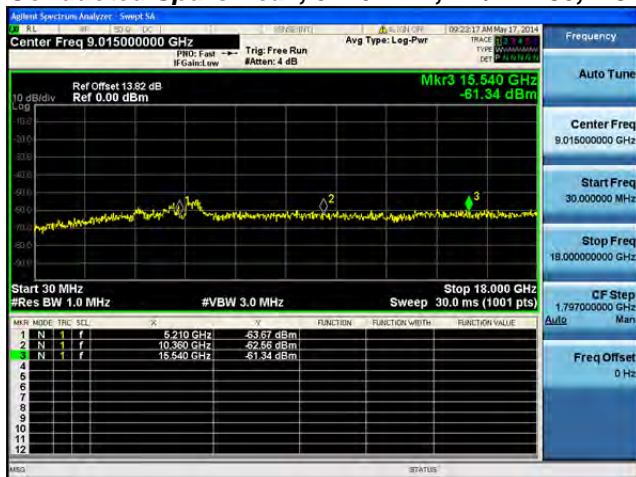
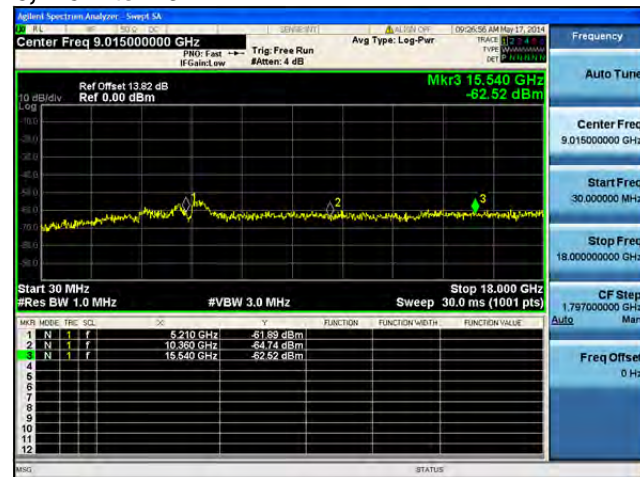
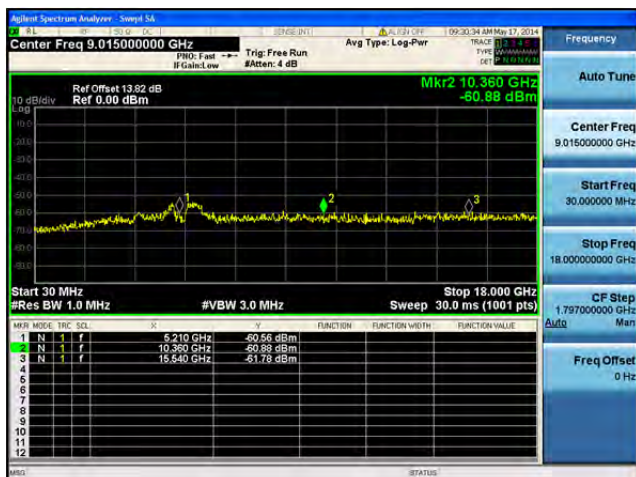
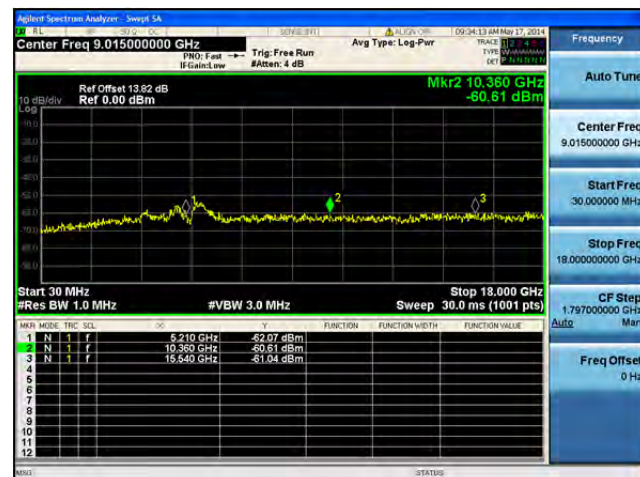


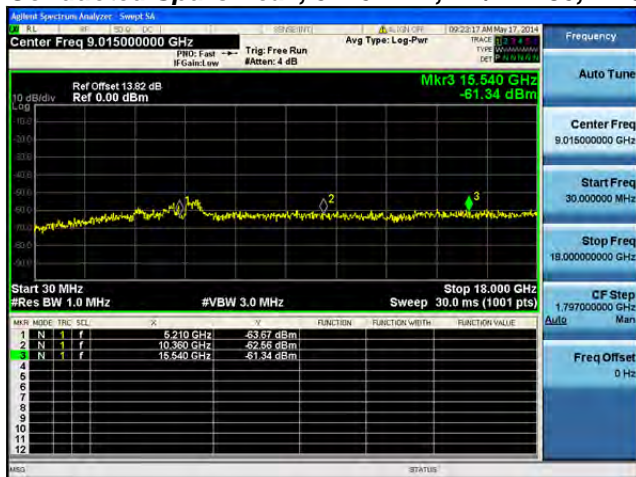
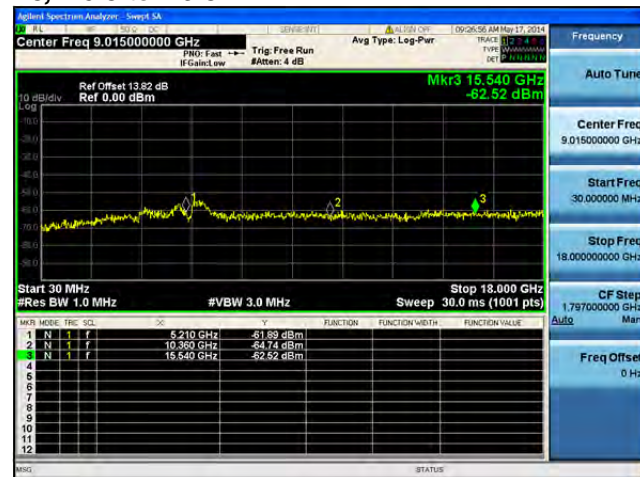
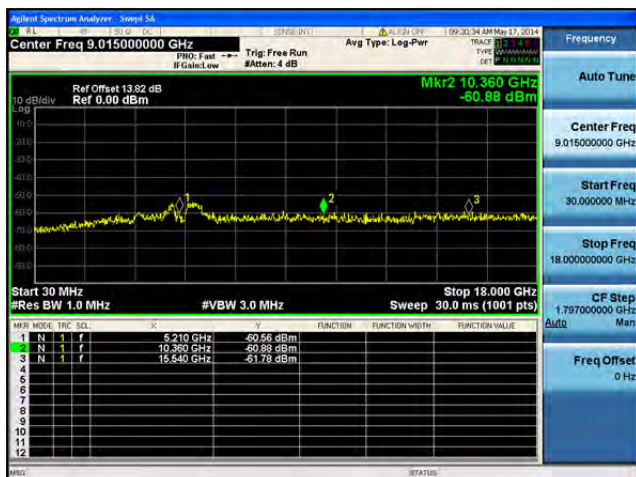
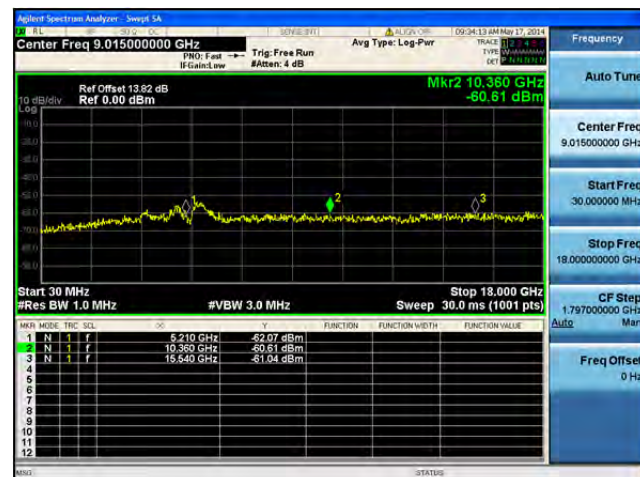
**Conducted Spurs Peak, 5210 MHz, HT/VHT80, M8 to M15, M0.2 to M9.2****Antenna A****Antenna B****Antenna C**

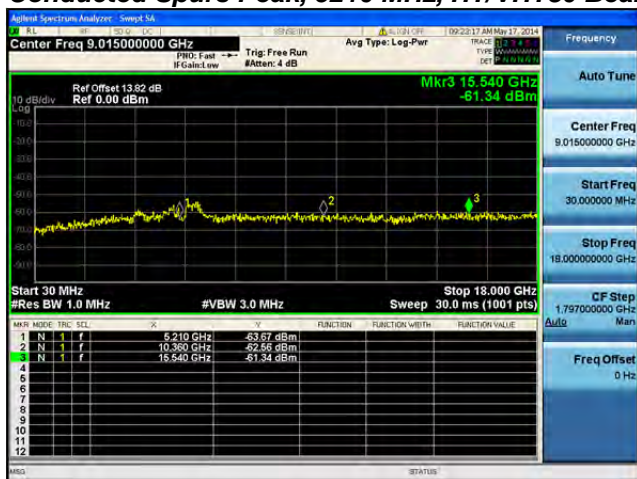
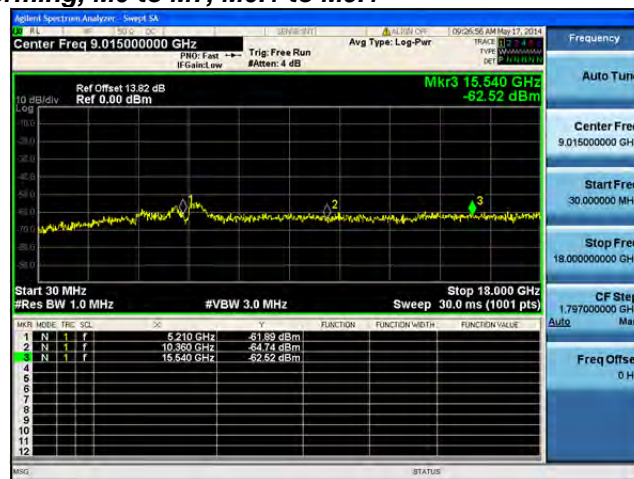
**Conducted Spurs Peak, 5210 MHz, HT/VHT80, M16 to M23, M0.3 to M9.3****Antenna A****Antenna B****Antenna C**

**Conducted Spurs Peak, 5210 MHz, HT/VHT80, M0 to M7, M0.1 to M9.1****Antenna A****Antenna B****Antenna C****Antenna D**

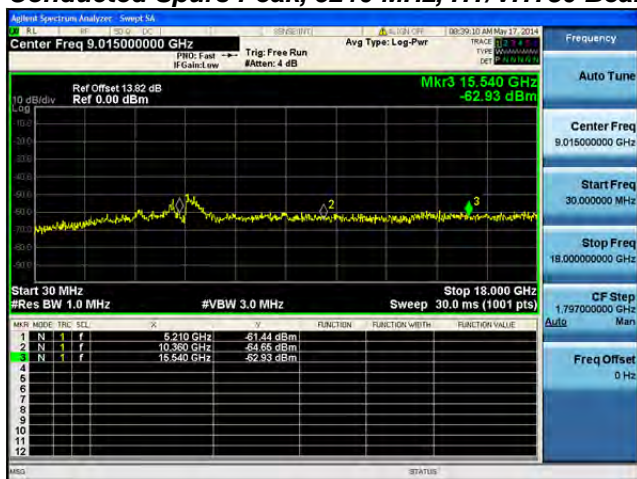
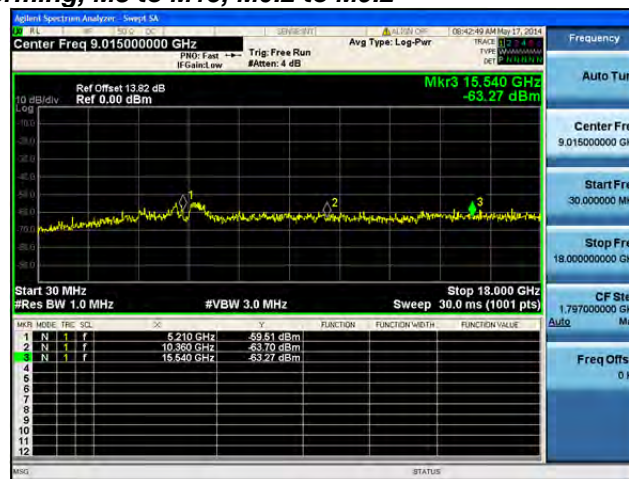


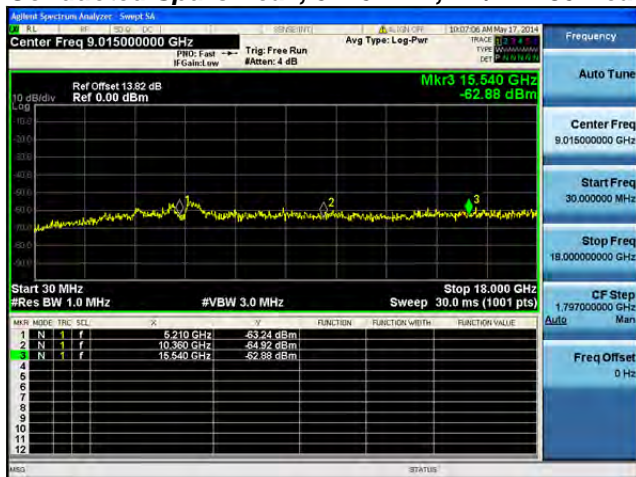
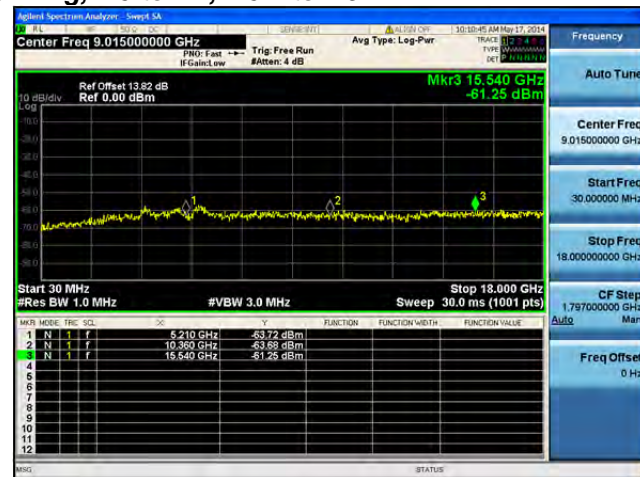
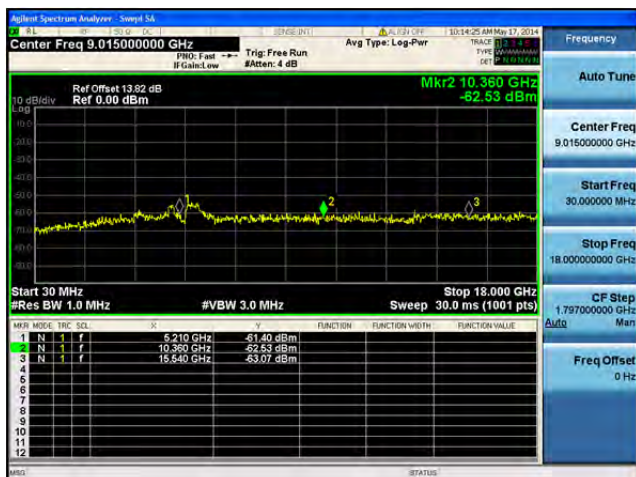
**Conducted Spurs Peak, 5210 MHz, HT/VHT80, M8 to M15, M0.2 to M9.2****Antenna A****Antenna B****Antenna C****Antenna D**

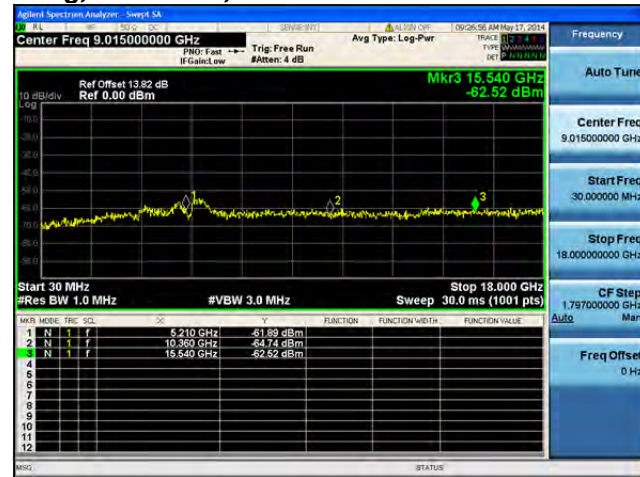
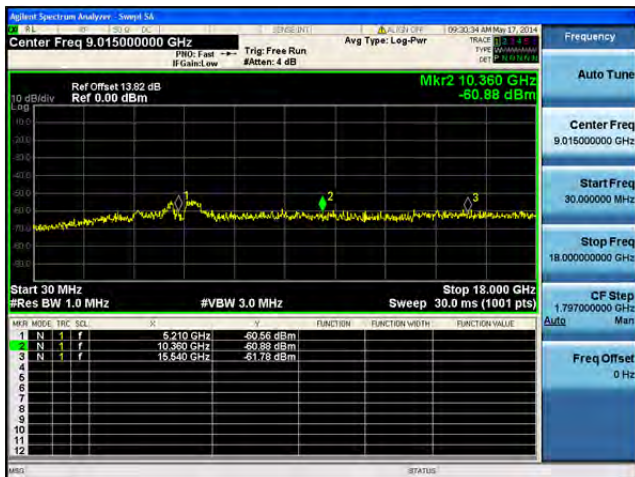
**Conducted Spurs Peak, 5210 MHz, HT/VHT80, M16 to M23, M0.3 to M9.3****Antenna A****Antenna B****Antenna C****Antenna D**

**Conducted Spurs Peak, 5210 MHz, HT/VHT80 Beam Forming, M0 to M7, M0.1 to M9.1****Antenna A****Antenna B**

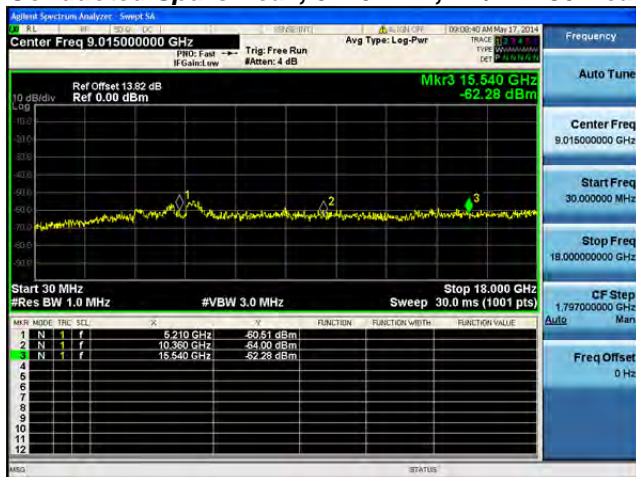
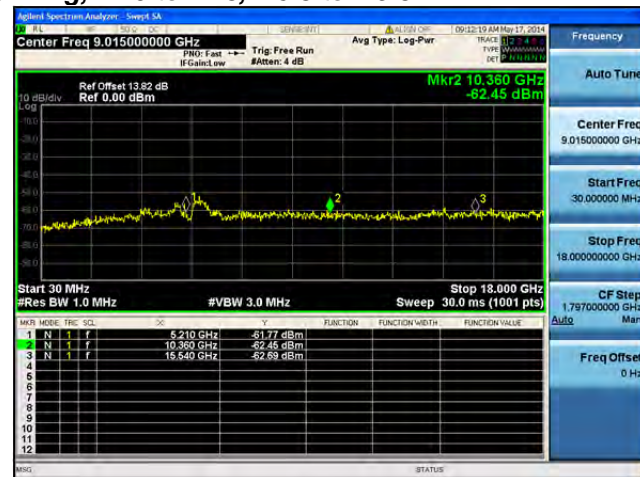
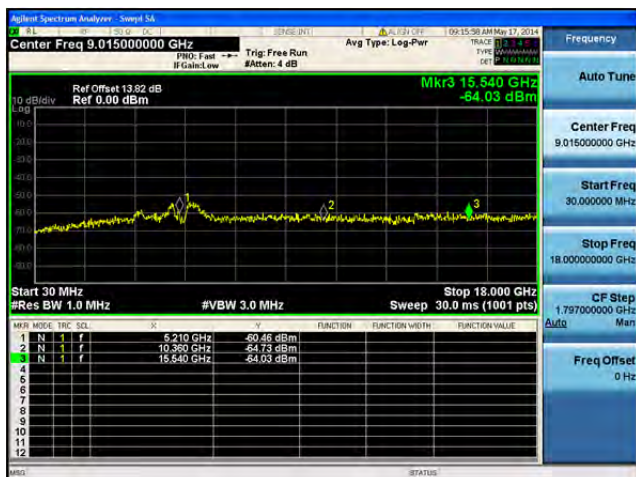


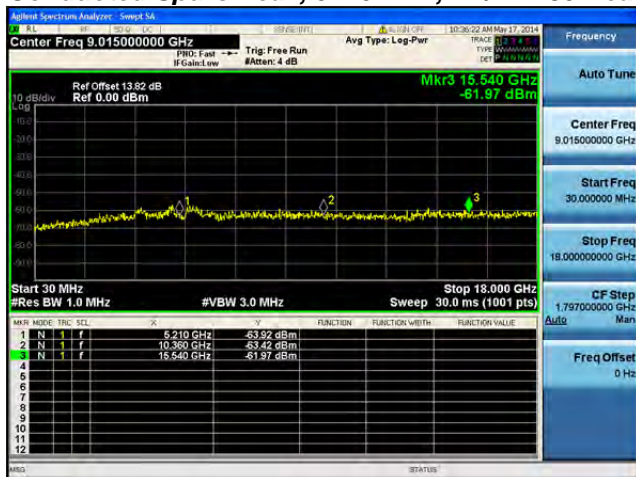
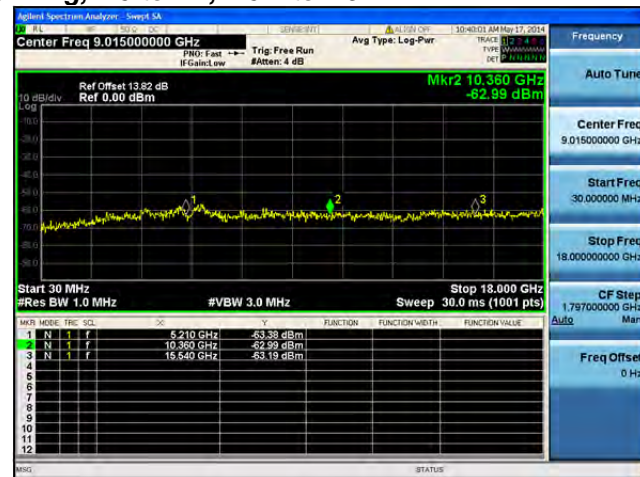
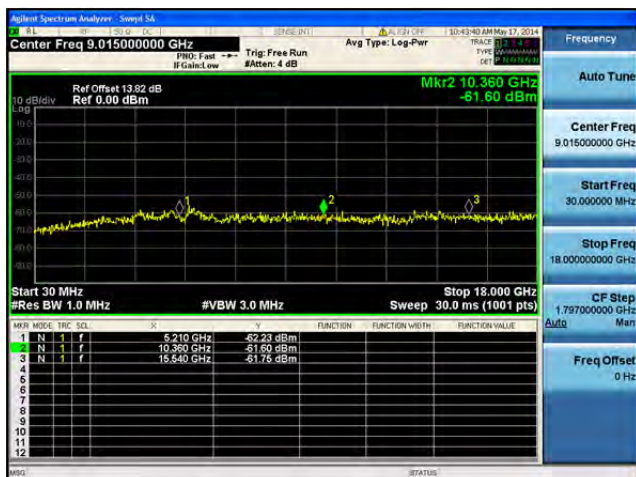
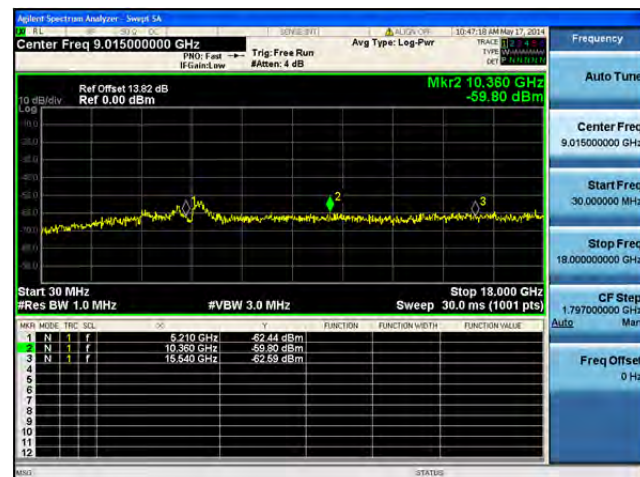
**Conducted Spurs Peak, 5210 MHz, HT/VHT80 Beam Forming, M8 to M15, M0.2 to M9.2****Antenna A****Antenna B**

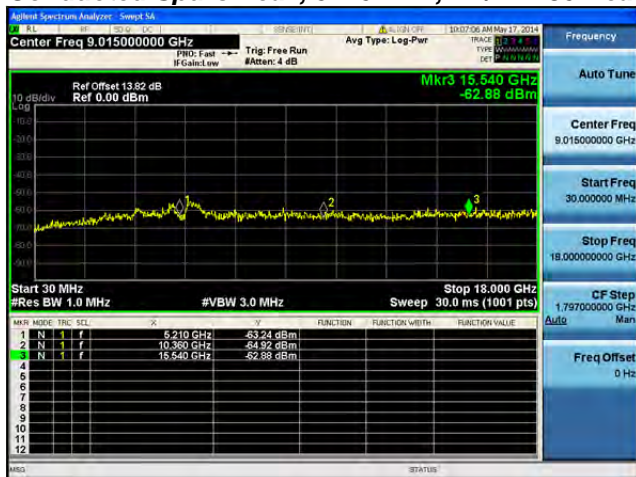
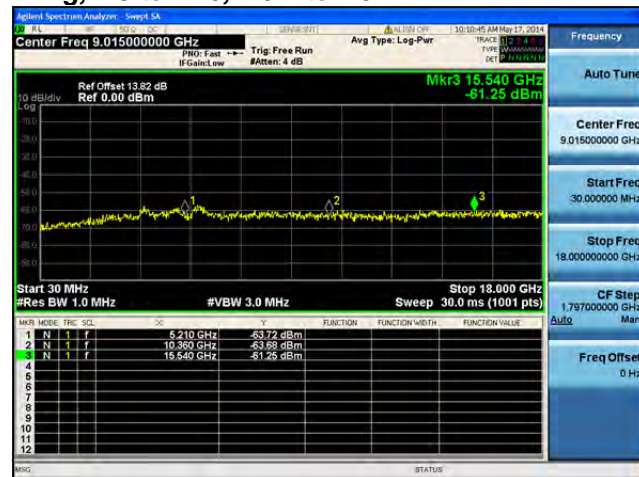
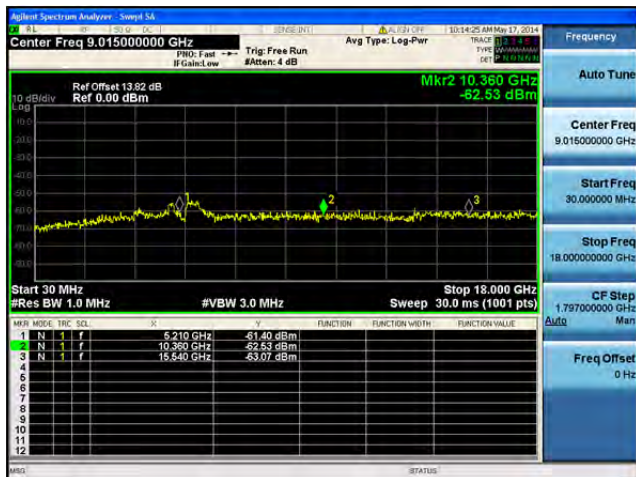
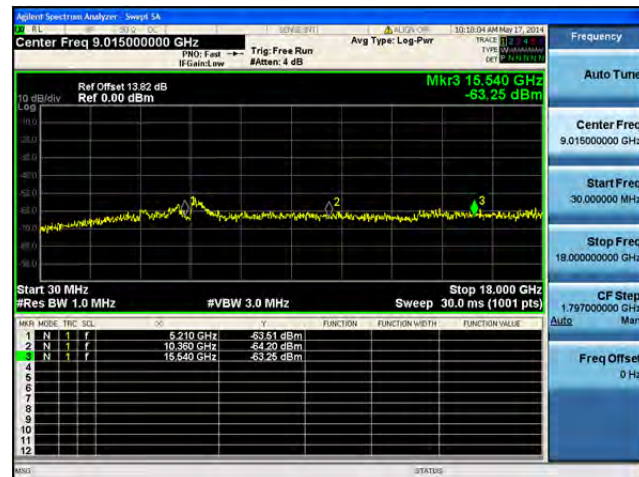
**Conducted Spurs Peak, 5210 MHz, HT/VHT80 Beam Forming, M0 to M7, M0.1 to M9.1****Antenna A****Antenna B****Antenna C**

**Conducted Spurs Peak, 5210 MHz, HT/VHT80 Beam Forming, M8 to M15, M0.2 to M9.2****Antenna A****Antenna B****Antenna C**

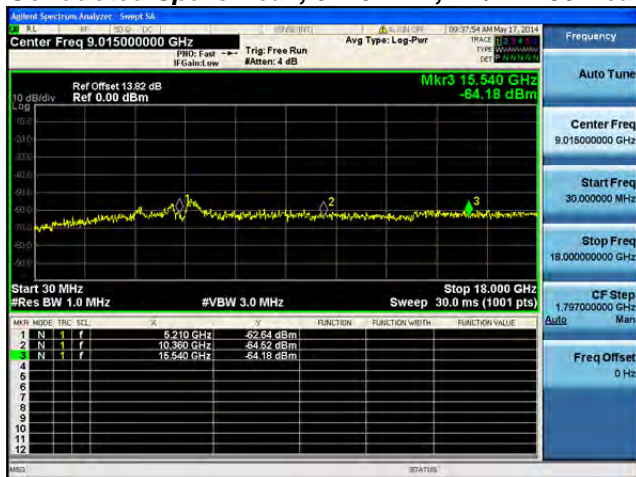
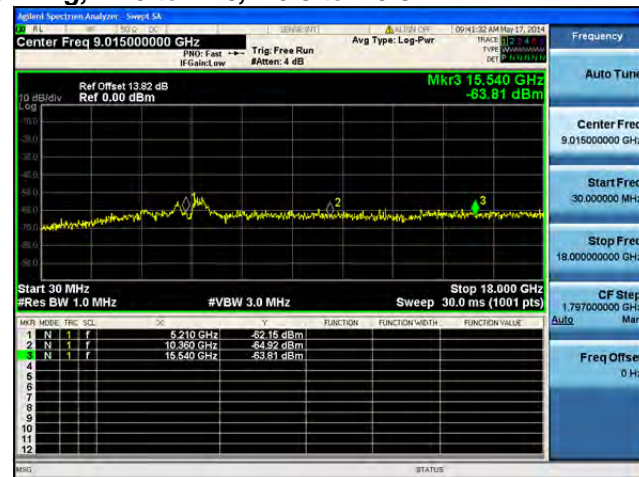
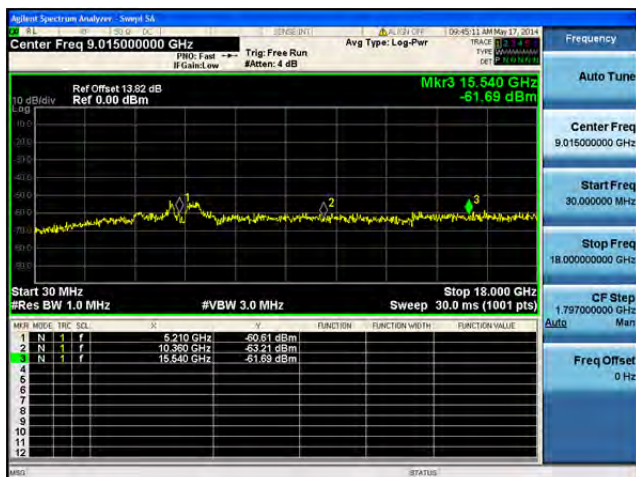
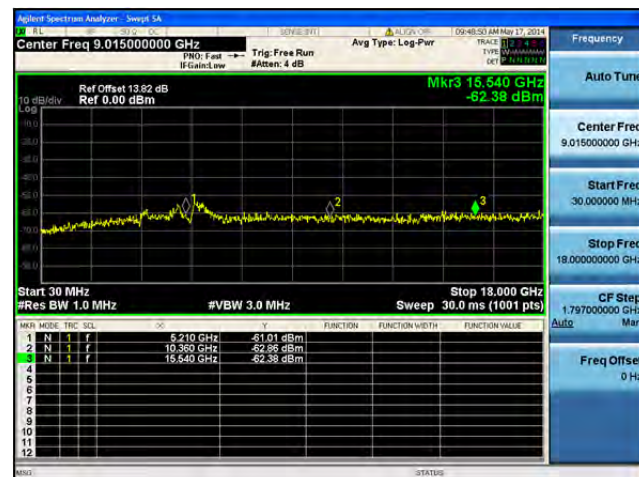


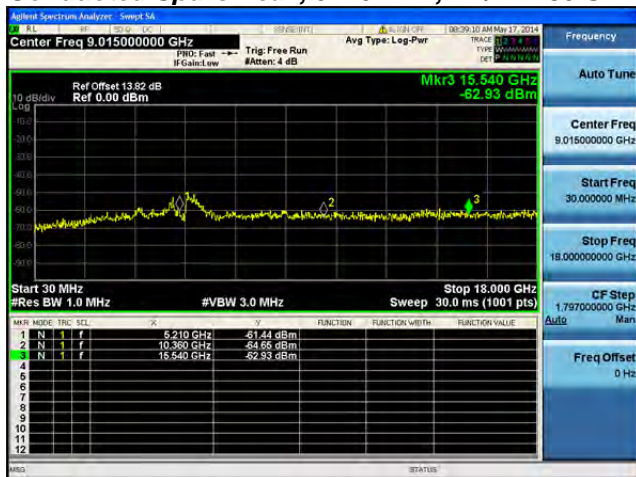
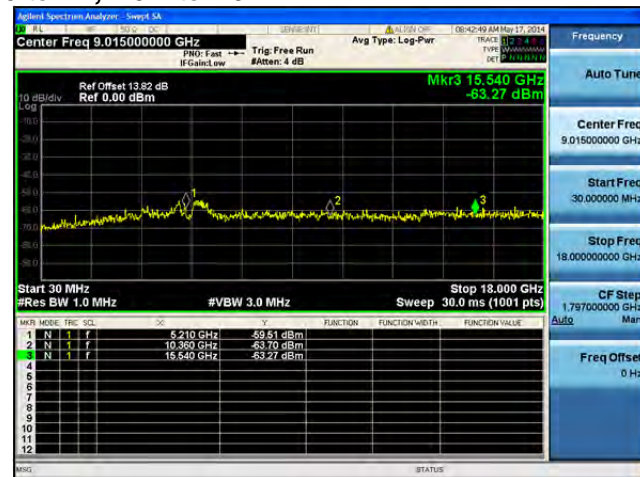
**Conducted Spurs Peak, 5210 MHz, HT/VHT80 Beam Forming, M16 to M23, M0.3 to M9.3****Antenna A****Antenna B****Antenna C**

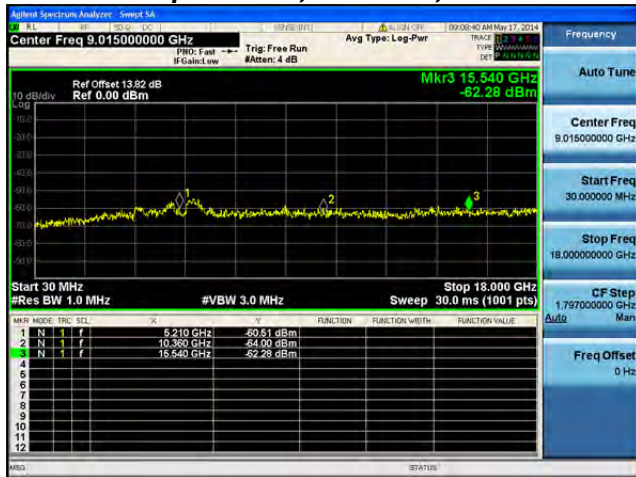
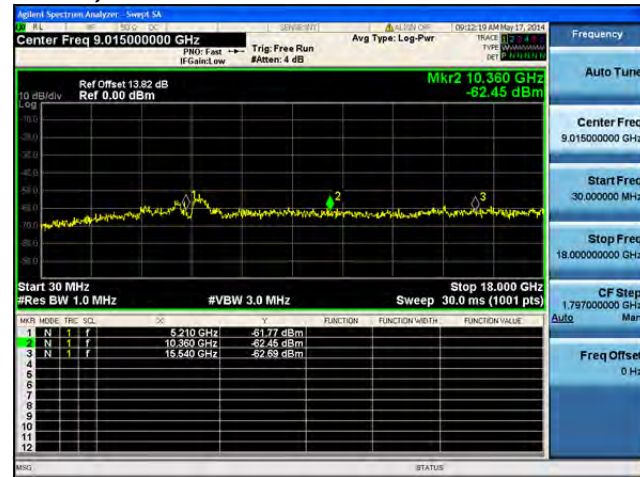
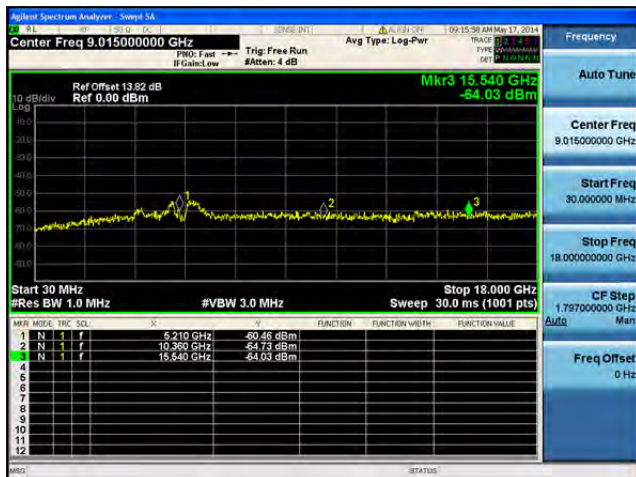
**Conducted Spurs Peak, 5210 MHz, HT/VHT80 Beam Forming, M0 to M7, M0.1 to M9.1****Antenna A****Antenna B****Antenna C****Antenna D**

**Conducted Spurs Peak, 5210 MHz, HT/VHT80 Beam Forming, M8 to M15, M0.2 to M9.2****Antenna A****Antenna B****Antenna C****Antenna D**

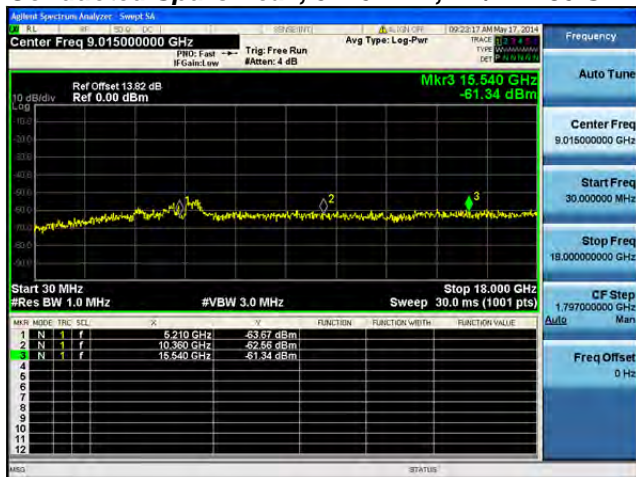
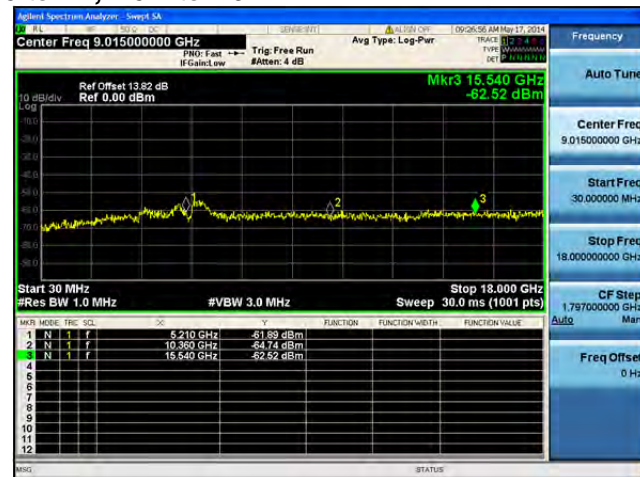
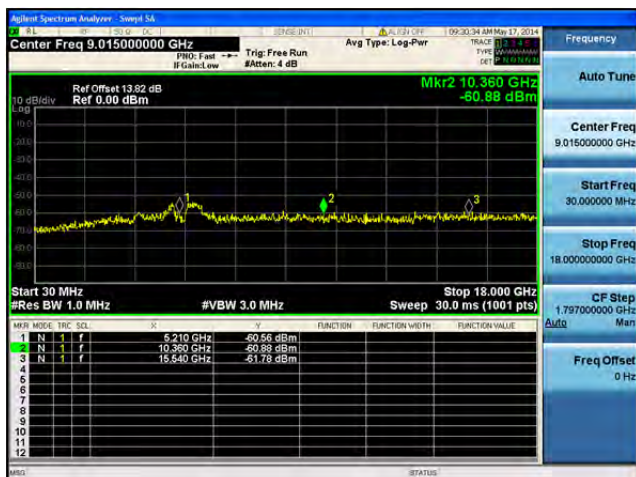
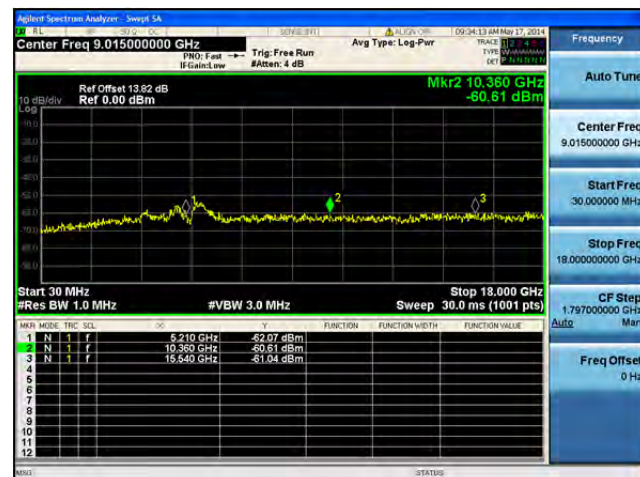


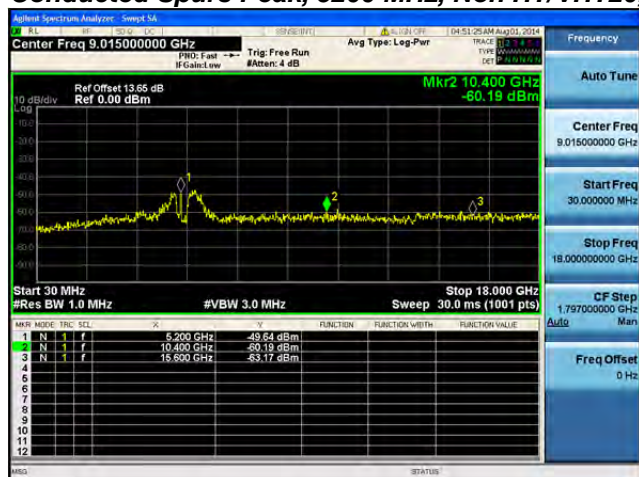
**Conducted Spurs Peak, 5210 MHz, HT/VHT80 Beam Forming, M16 to M23, M0.3 to M9.3****Antenna A****Antenna B****Antenna C****Antenna D**

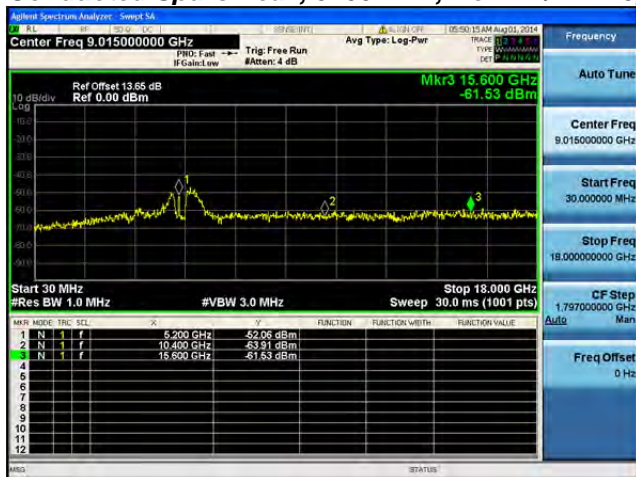
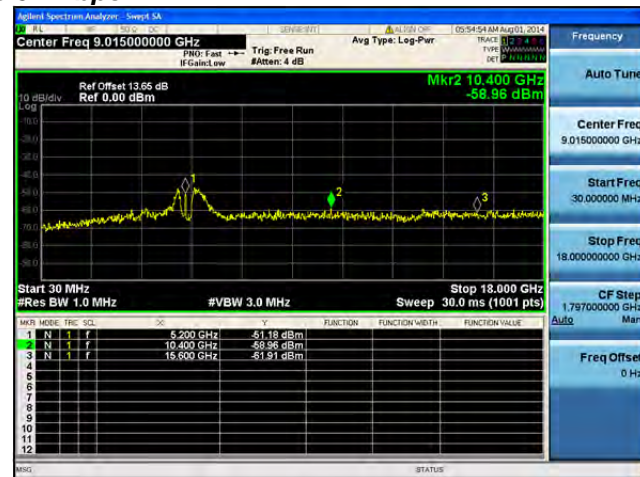
**Conducted Spurs Peak, 5210 MHz, HT/VHT80 STBC, M0 to M7, M0.1 to M9.1****Antenna A****Antenna B**

**Conducted Spurs Peak, 5210 MHz, HT/VHT80 STBC, M0 to M7, M0.1 to M9.1****Antenna A****Antenna B****Antenna C**

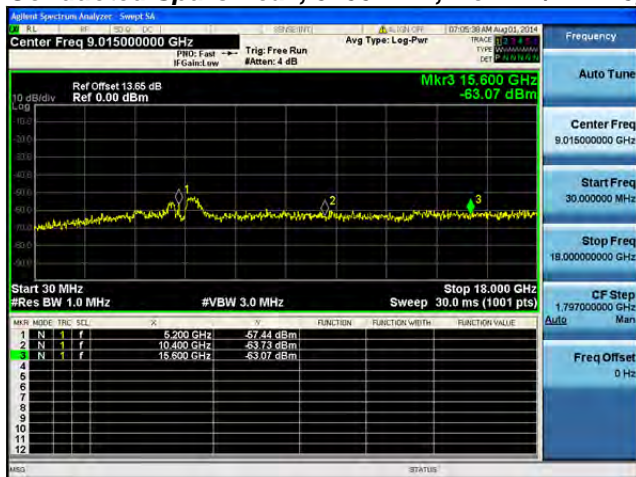
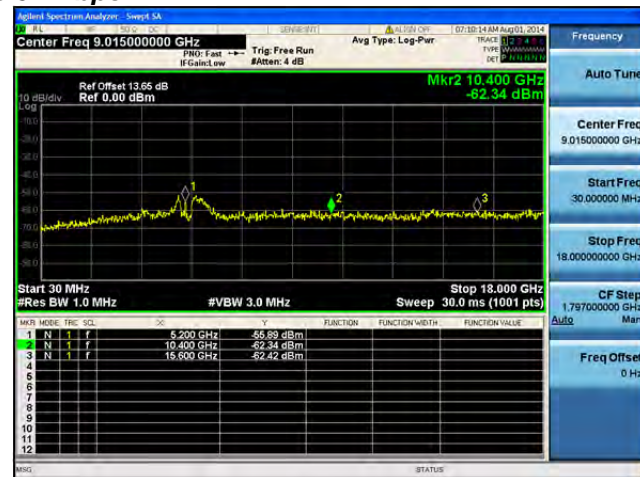
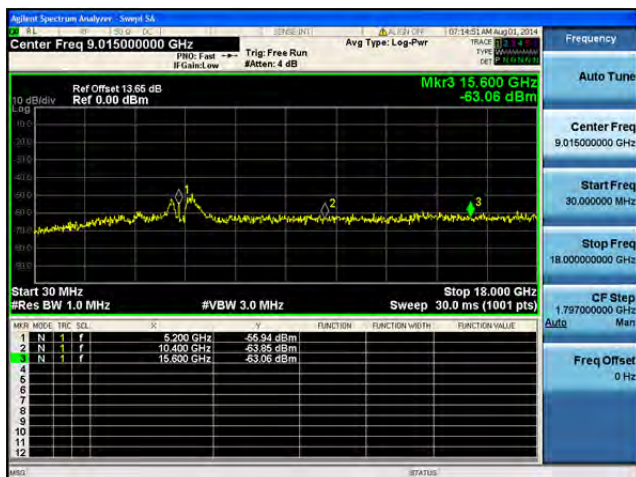


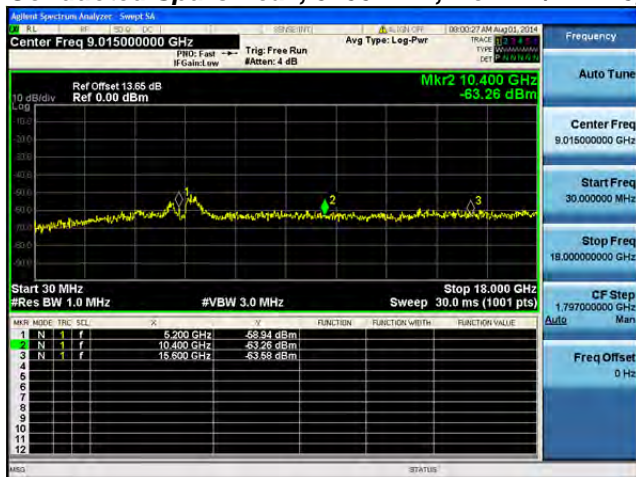
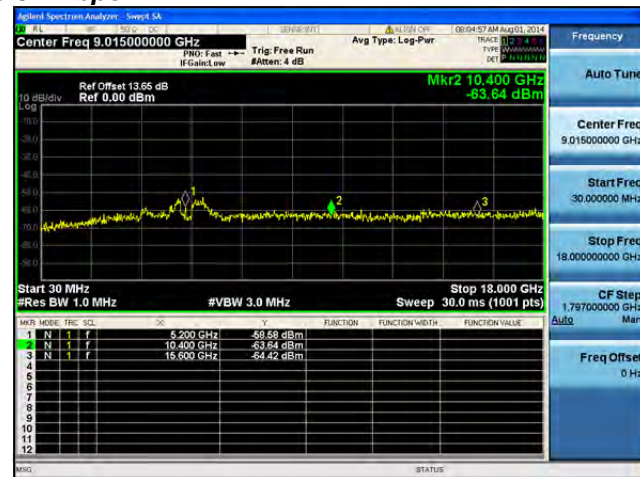
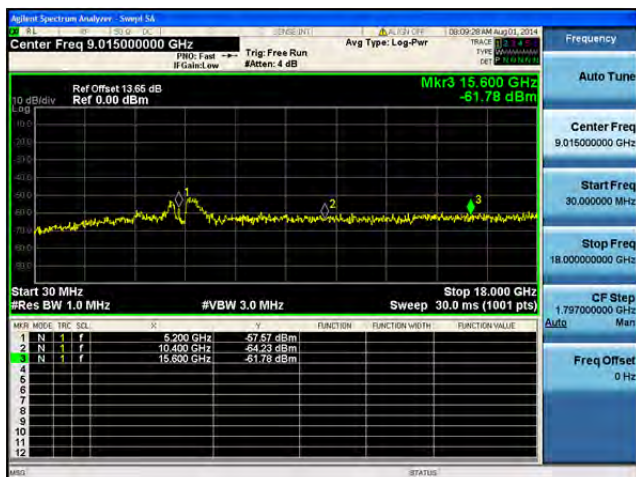
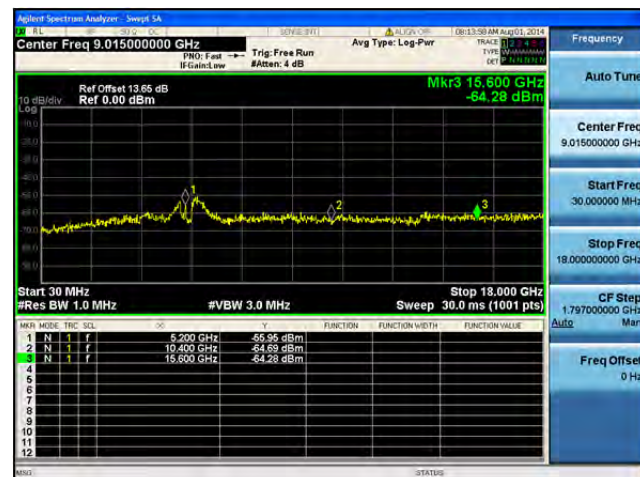
**Conducted Spurs Peak, 5210 MHz, HT/VHT80 STBC, M0 to M7, M0.1 to M9.1****Antenna A****Antenna B****Antenna C****Antenna D**

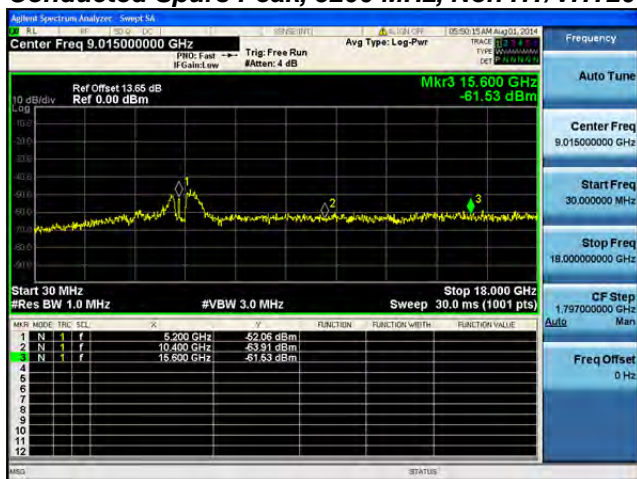
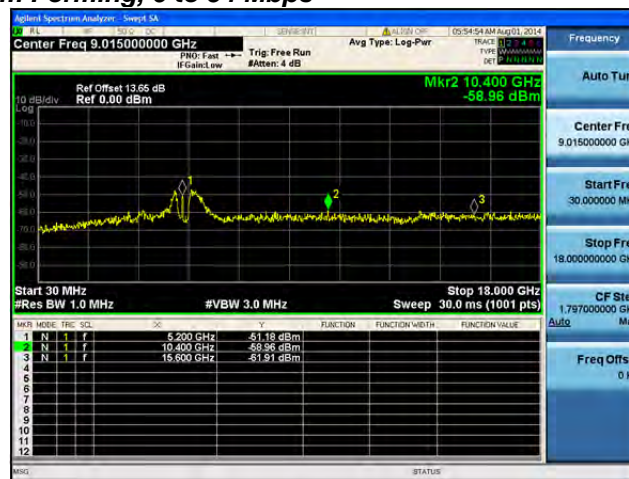
**Conducted Spurs Peak, 5200 MHz, Non HT/VHT20, 6 to 54 Mbps****Antenna A**

**Conducted Spurs Peak, 5200 MHz, Non HT/VHT20, 6 to 54 Mbps****Antenna A****Antenna B**

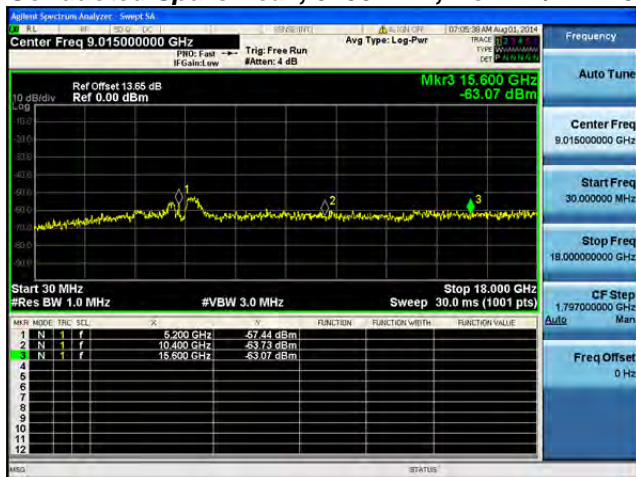
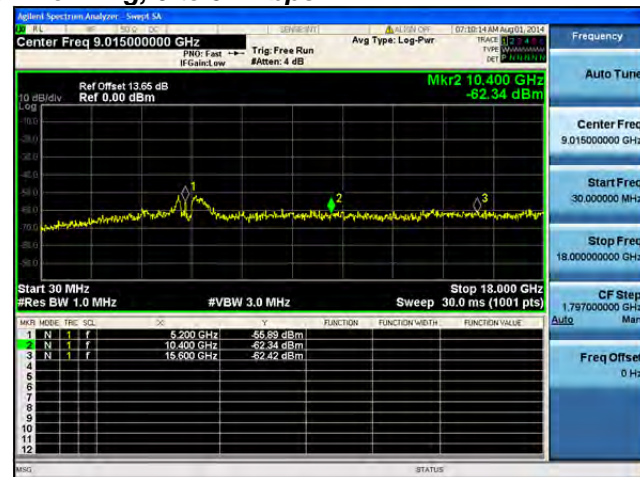
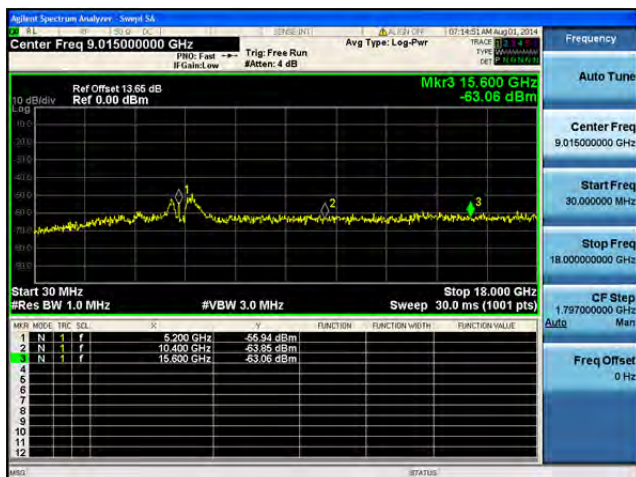


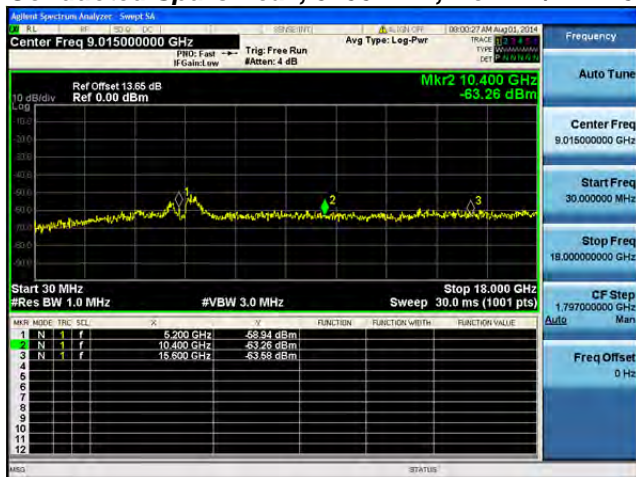
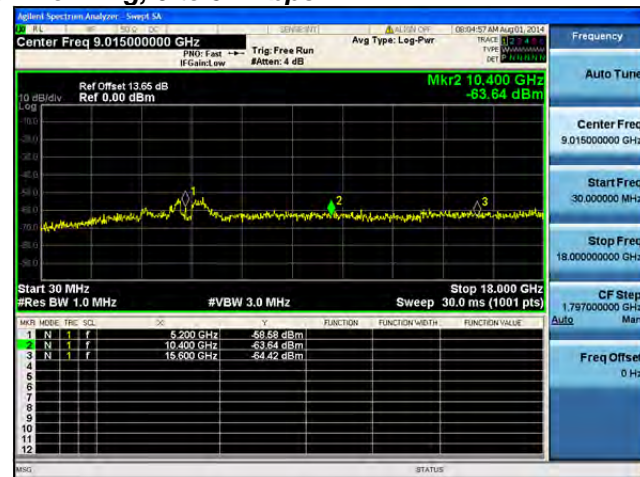
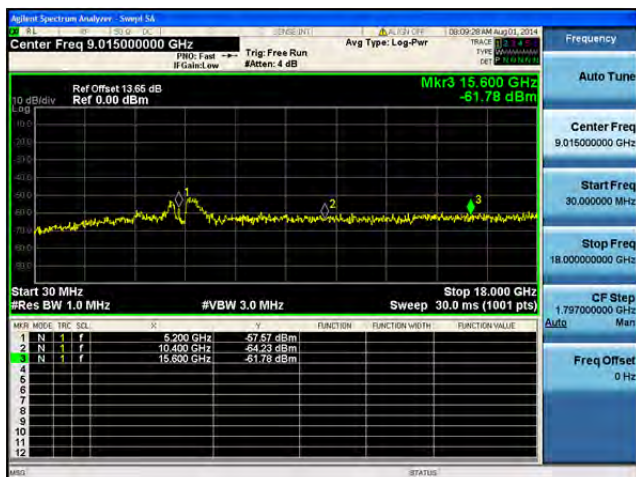
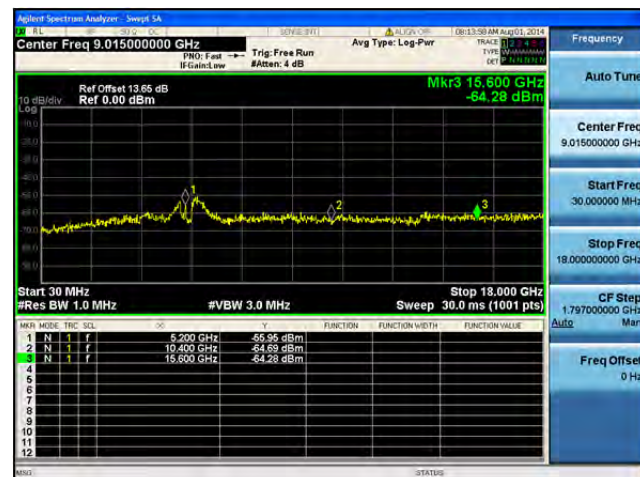
**Conducted Spurs Peak, 5200 MHz, Non HT/VHT20, 6 to 54 Mbps****Antenna A****Antenna B****Antenna C**

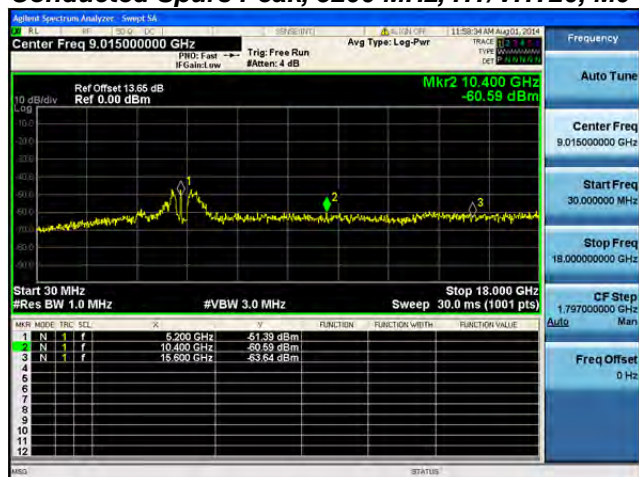
**Conducted Spurs Peak, 5200 MHz, Non HT/VHT20, 6 to 54 Mbps****Antenna A****Antenna B****Antenna C****Antenna D**

**Conducted Spurs Peak, 5200 MHz, Non HT/VHT20 Beam Forming, 6 to 54 Mbps****Antenna A****Antenna B**

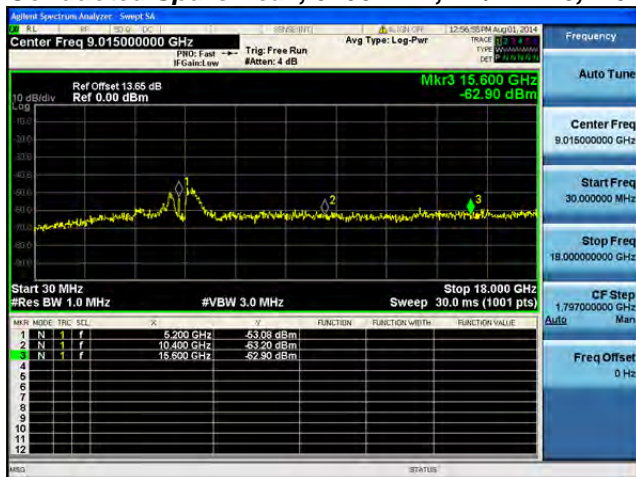
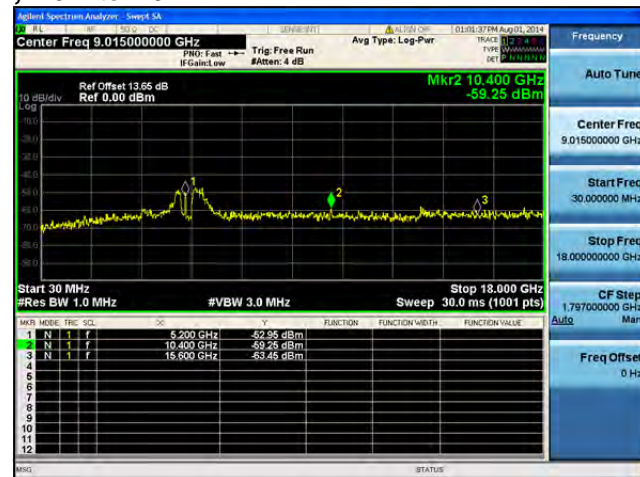


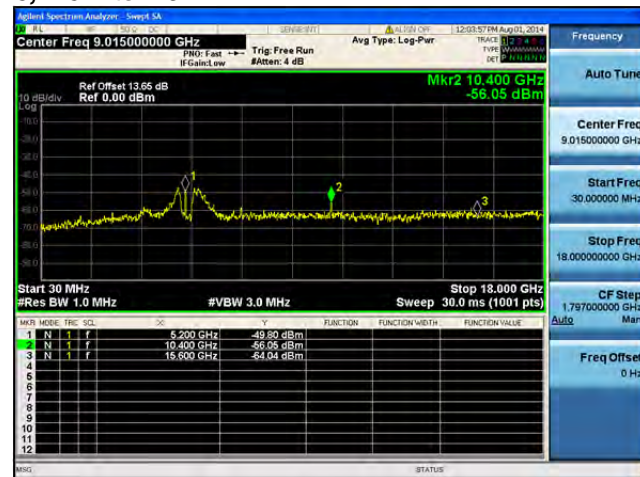
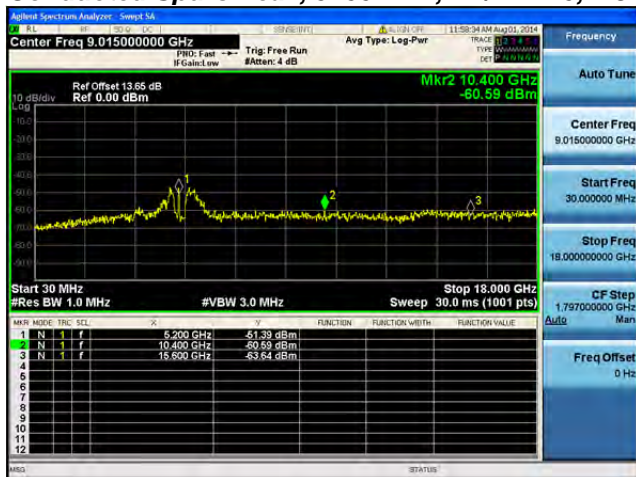
**Conducted Spurs Peak, 5200 MHz, Non HT/VHT20 Beam Forming, 6 to 54 Mbps****Antenna A****Antenna B****Antenna C**

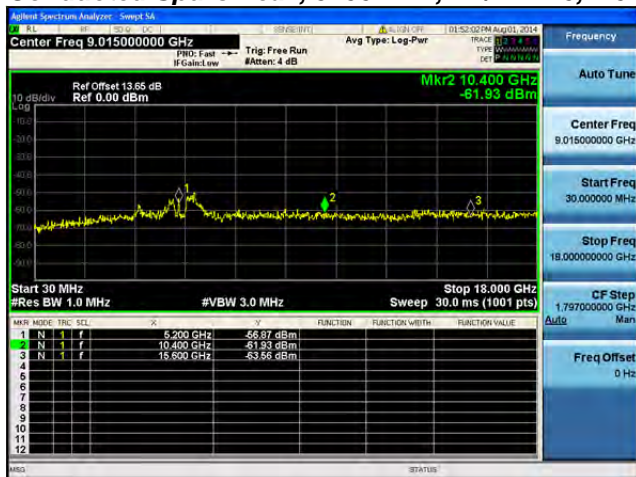
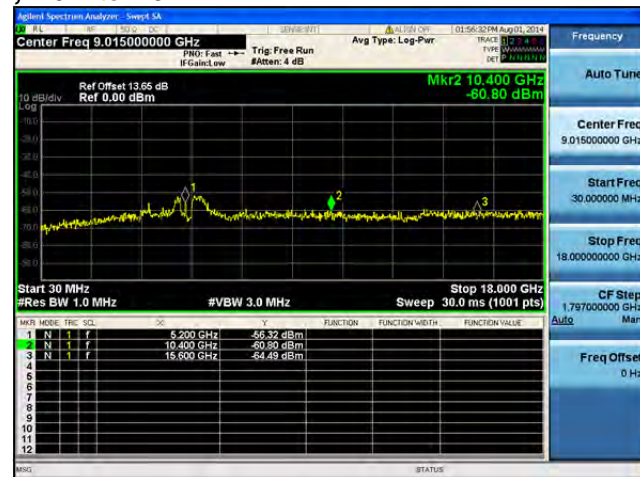
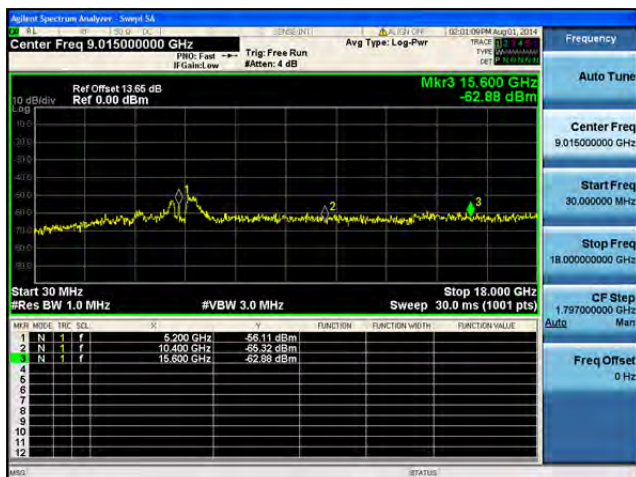
**Conducted Spurs Peak, 5200 MHz, Non HT/VHT20 Beam Forming, 6 to 54 Mbps****Antenna A****Antenna B****Antenna C****Antenna D**

**Conducted Spurs Peak, 5200 MHz, HT/VHT20, M0 to M7, M0.1 to M9.1****Antenna A**

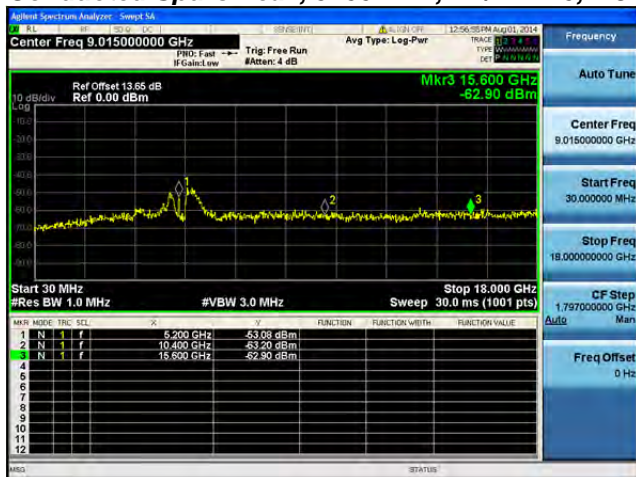
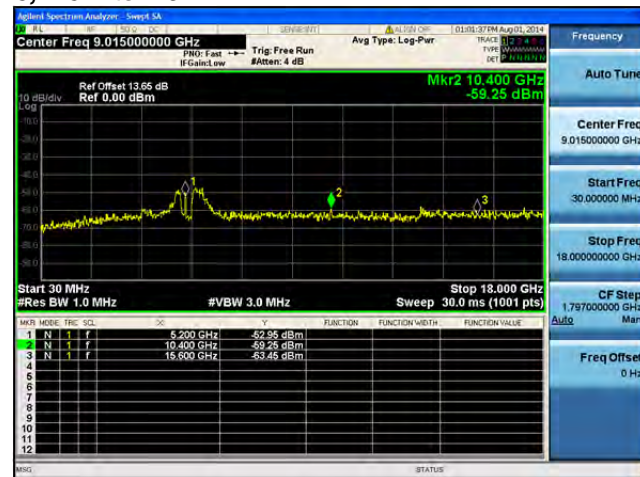
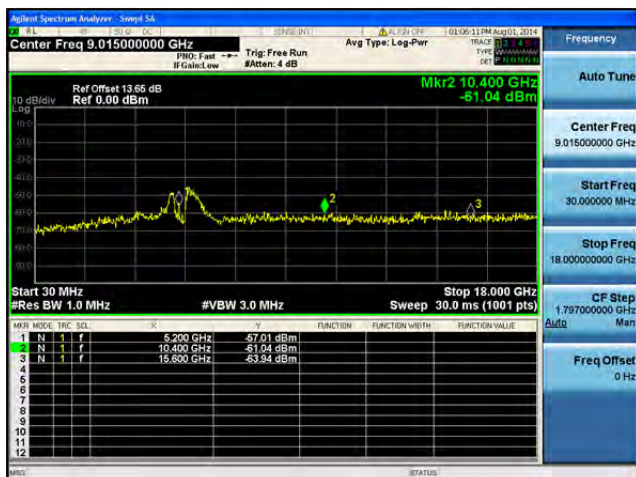


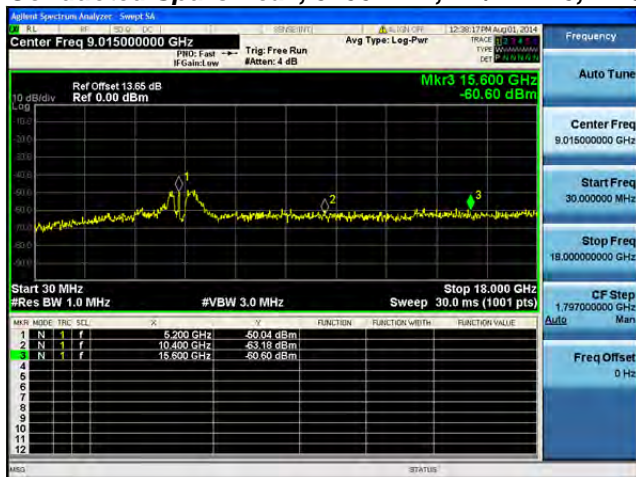
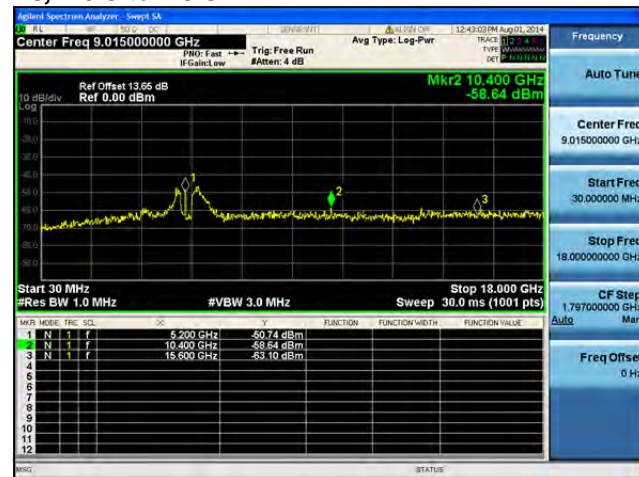
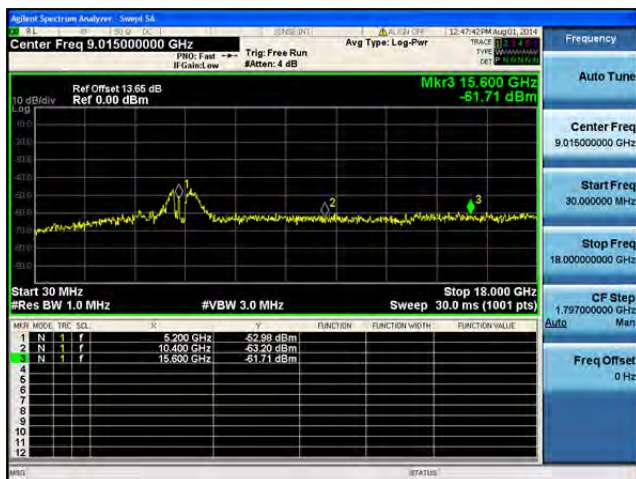
**Conducted Spurs Peak, 5200 MHz, HT/VHT20, M0 to M7, M0.1 to M9.1****Antenna A****Antenna B**

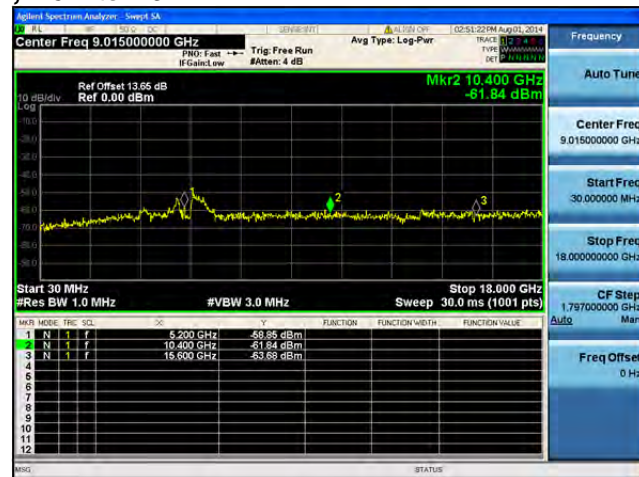
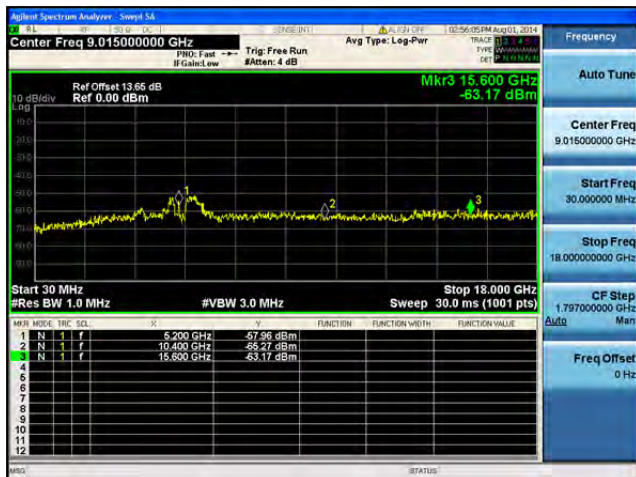
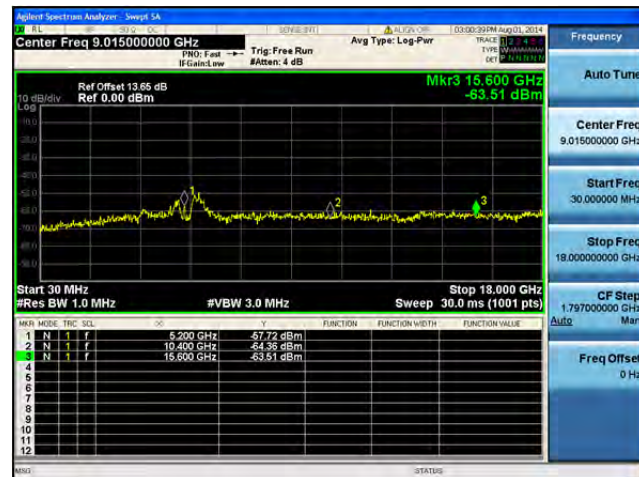
**Conducted Spurs Peak, 5200 MHz, HT/VHT20, M8 to M15, M0.2 to M9.2**

**Conducted Spurs Peak, 5200 MHz, HT/VHT20, M0 to M7, M0.1 to M9.1****Antenna A****Antenna B****Antenna C**



**Conducted Spurs Peak, 5200 MHz, HT/VHT20, M8 to M15, M0.2 to M9.2****Antenna A****Antenna B****Antenna C**

**Conducted Spurs Peak, 5200 MHz, HT/VHT20, M16 to M23, M0.3 to M9.3****Antenna A****Antenna B****Antenna C**

**Conducted Spurs Peak, 5200 MHz, HT/VHT20, M0 to M7, M0.1 to M9.1****Antenna A****Antenna B****Antenna C****Antenna D**



Ref Offset 13.65 dB  
Ref 0.00 dBm

Mkr2 10.400 GHz  
-61.93 dBm

Start 30 MHz  
#Res BW 1.0 MHz

#VBW 3.0 MHz

Stop 18.000 GHz  
Sweep 30.0 ms (1001 pts)

MARK	MODE	TRC	SL	F	Hz	dBm	FUNCTION WITH	FUNCTION VALUE
1	N	1	f		6.200 GHz	-56.87 dBm		
2	N	1	f		10.400 GHz	-61.93 dBm		
3	N	1	f		16.600 GHz	-63.56 dBm		

Agilent Spectrum Analyzer - Sweep 5A

Center Freq 9.015000000 GHz

PRB: Fast Trig: Free Run  
IF Filter: Low #Aver: 4 dB

Avg Type: Log-Pwr

TRACE 1 9.015000000 GHz  
TYPE: Spectrum  
DET: P

Frequency

Auto Tune

Center Freq 9.015000000 GHz

Start Freq 30.000000 MHz

Stop Freq 18.000000 GHz

CF Step 1.797700000 GHz

Auto Man

Freq Offset 0 Hz

Start 30 MHz Stop 18.000 GHz  
#Res BW 1.0 MHz #VBW 3.0 MHz Sweep 30.0 ms (1001 pts)

Ref Offset 13.65 dB  
Ref 0.00 dBm

Mkr2 10.400 GHz  
-60.80 dBm

Marker	Freq	Power	Function	Function Width	Function Value
1	9.015000 GHz	-60.82 dBm			
2	10.400000 GHz	-60.80 dBm			
3	15.600000 GHz	-64.49 dBm			

MSG STATUS

Signal Spectrum Analyzer - Sweep 54

Center Freq 9.015000000 GHz

Ref Offset 13.65 dB  
Ref 0.00 dBm

Mkr3 15.600 GHz  
-62.88 dBm

Start 30 MHz  
#Res BW 1.0 MHz

Stop 18.000 GHz  
#VBW 3.0 MHz

Sweep 30.0 ms (1001 pts)

Mkrs	Mode	Trc	SQL	F	FUNCTION	FUNCTION WIDTH	FUNCTION VALUE
1	N	1	f	6.200 GHz	-55.11 dBm		
2	N	1	f	10.400 GHz	-55.32 dBm		
3	N	1	f	15.600 GHz	-62.88 dBm		

Agilent Spectrum Analyzer - Sweep 5A

Center Freq 9.015000000 GHz

Avg Type: Log-Pwr

Ref Offset 13.65 dB

Ref 0.00 dBm

Mkr3 15.600 GHz

-62.72 dBm

Start 30 MHz

Stop 18,000 GHz

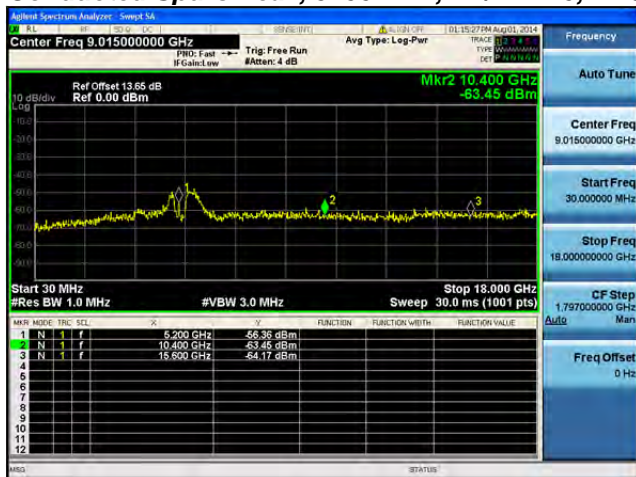
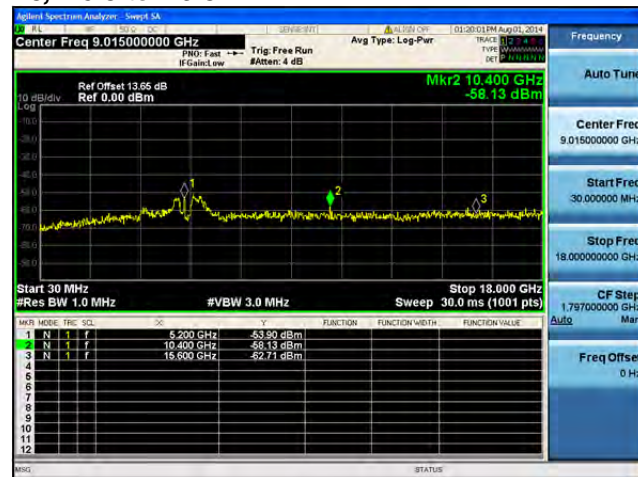
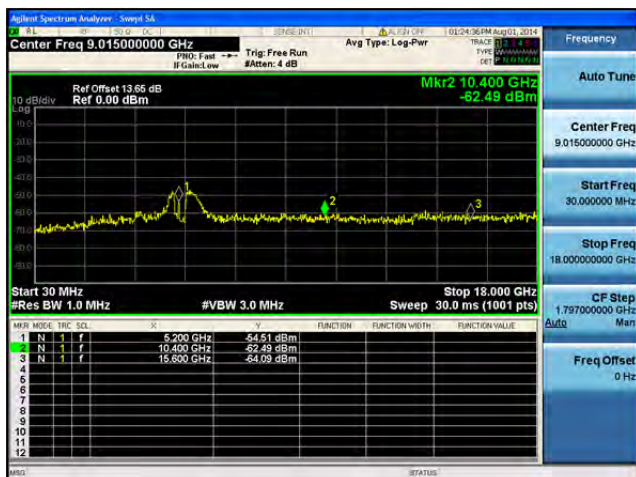
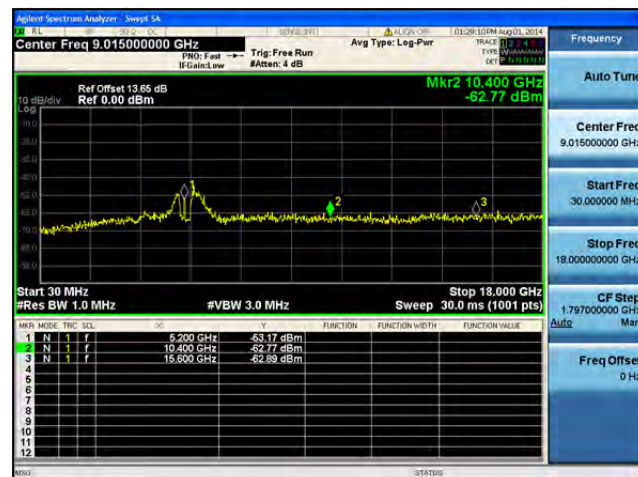
#Res BW 1.0 MHz

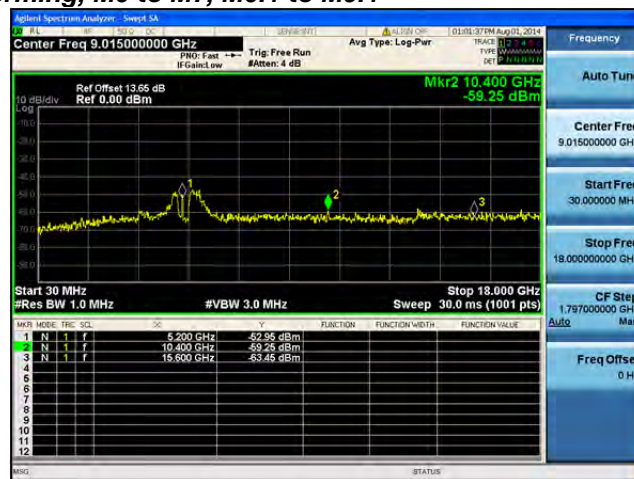
#VBW 3.0 MHz

Sweep 30.0 ms (1001 pts)

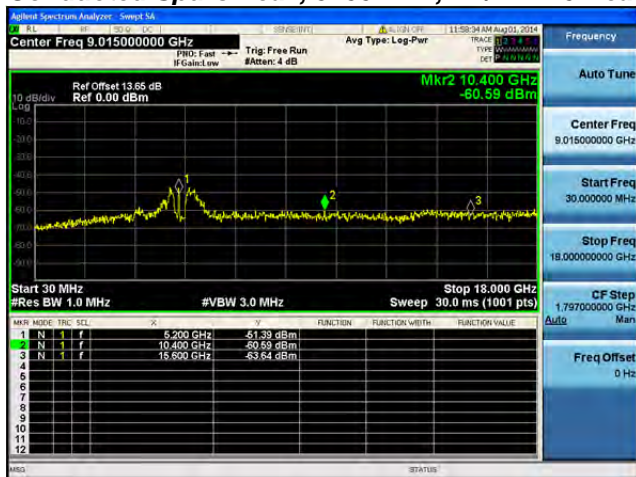
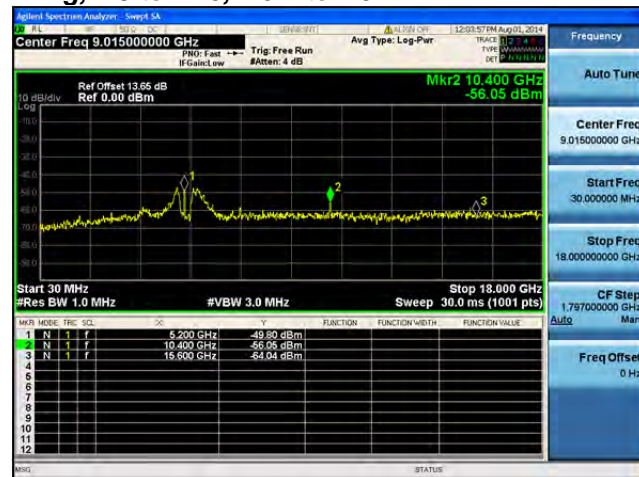
MR	MODE	TRF	SQL	OR	F	FUNCTION	FUNCTION WIDTH	FUNCTION VALUE
1	N	1	f		5.200 GHz	-63.96 dBm		
2	N	1	f		10.400 GHz	-62.97 dBm		
3	N	1	f		15.600 GHz	-62.72 dBm		

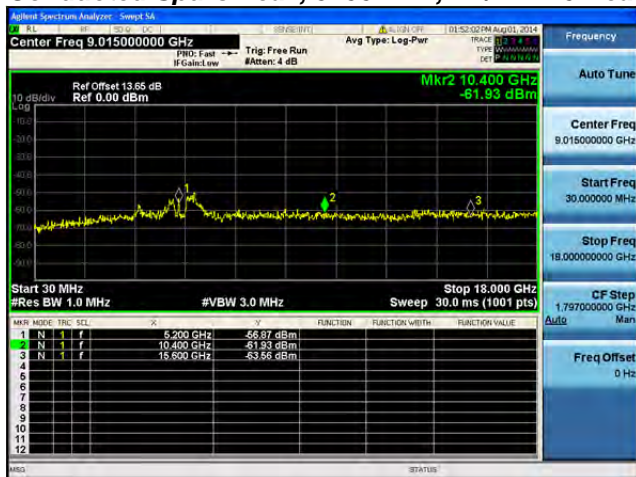
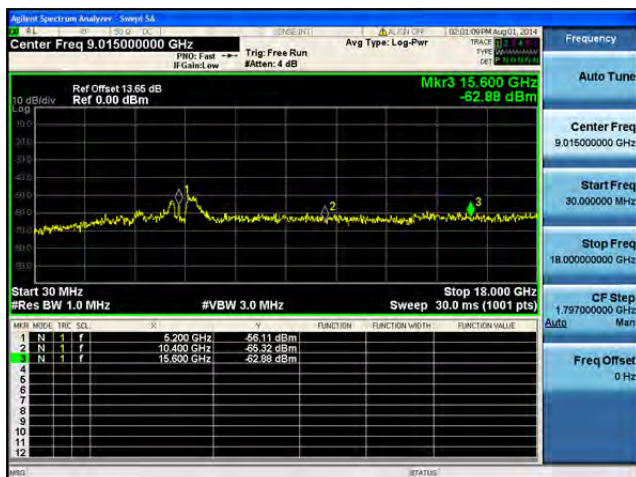
This document is uncontrolled. Please refer to the electronic copy within EDCS for the most up to date version.  
Cisco Systems, Inc. Company Confidential

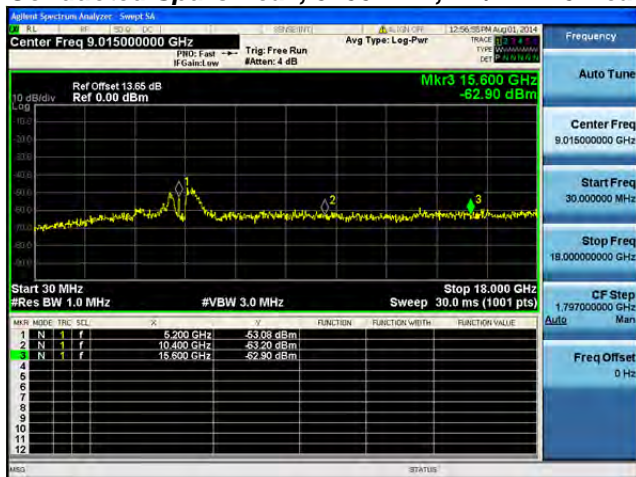
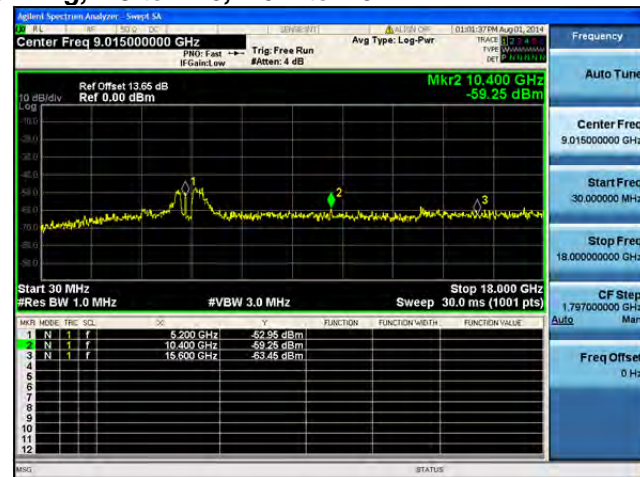
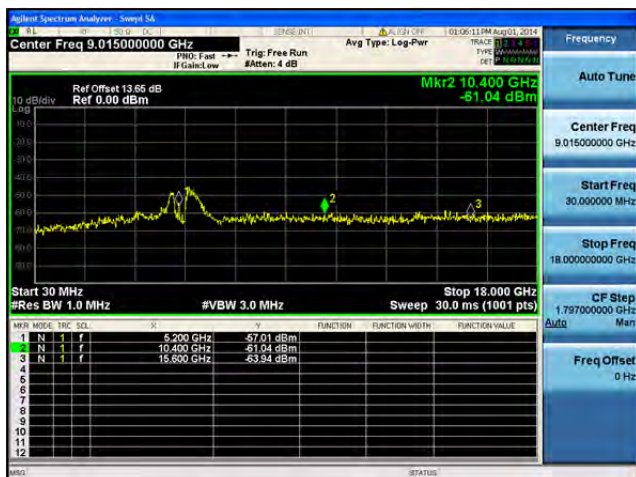
**Conducted Spurs Peak, 5200 MHz, HT/VHT20, M16 to M23, M0.3 to M9.3****Antenna A****Antenna B****Antenna C****Antenna D**

**Conducted Spurs Peak, 5200 MHz, HT/VHT20 Beam Forming, M0 to M7, M0.1 to M9.1****Antenna A****Antenna B**

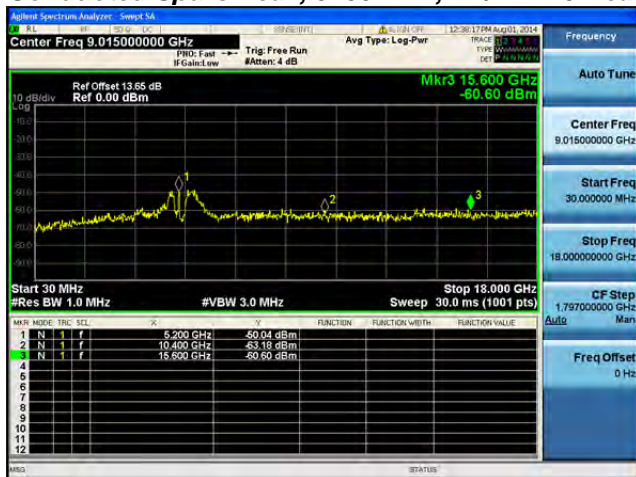
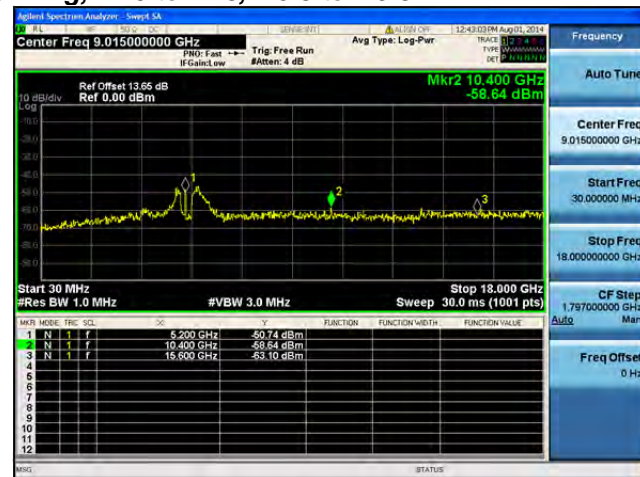
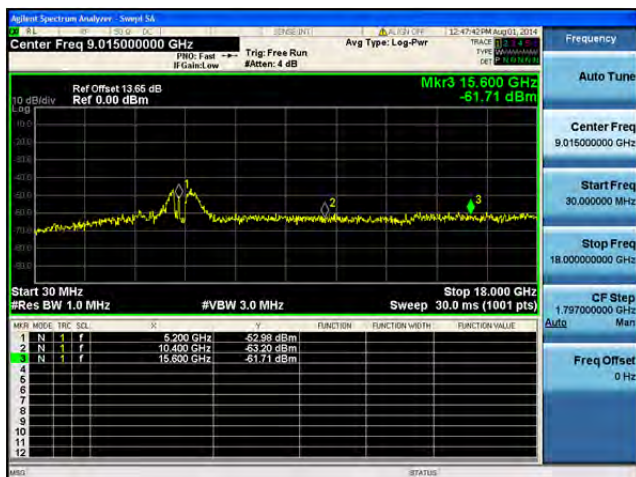


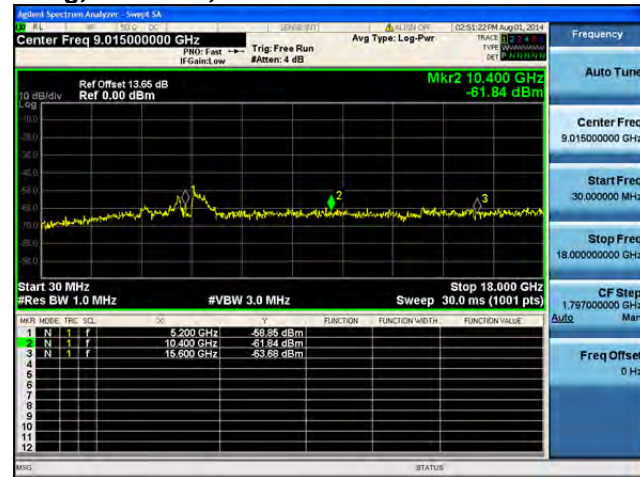
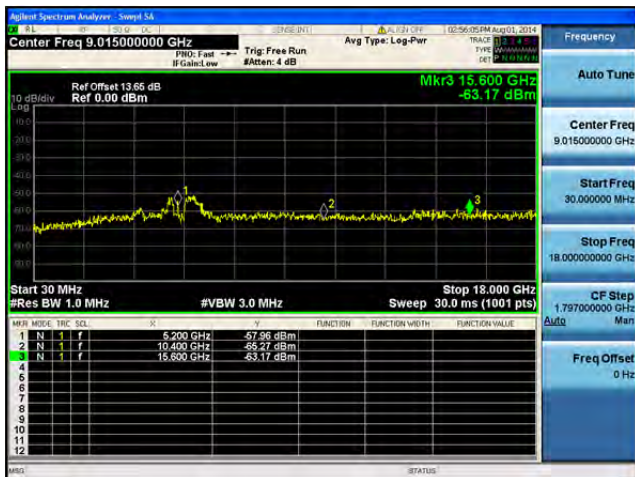
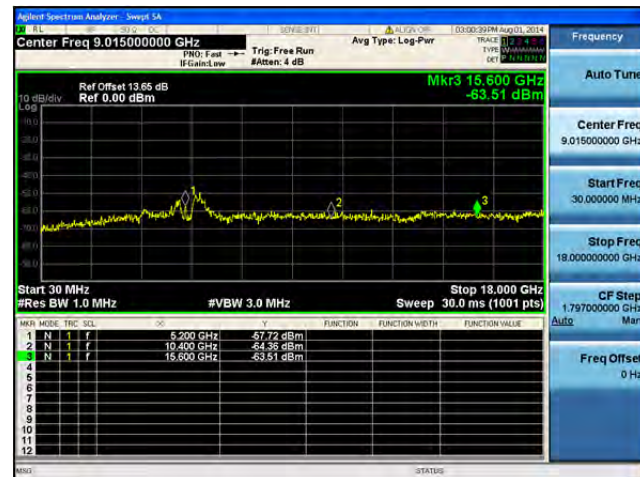
**Conducted Spurs Peak, 5200 MHz, HT/VHT20 Beam Forming, M8 to M15, M0.2 to M9.2****Antenna A****Antenna B**

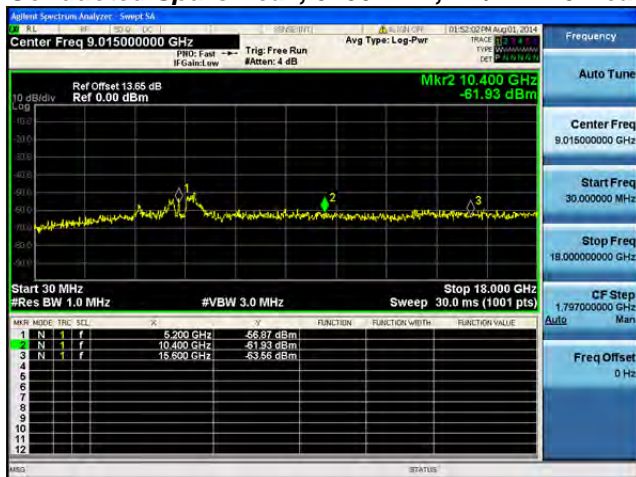
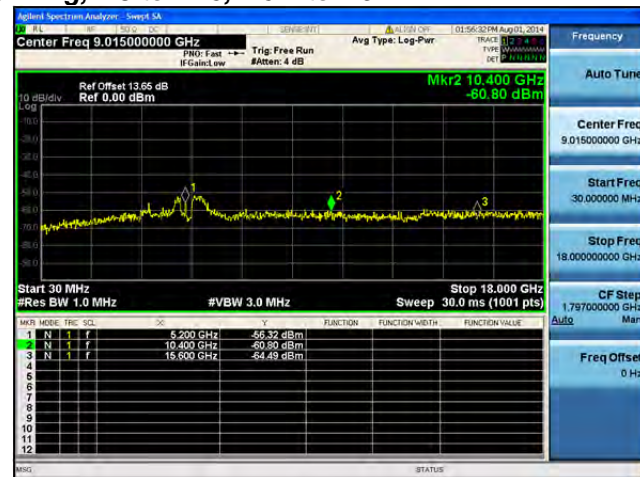
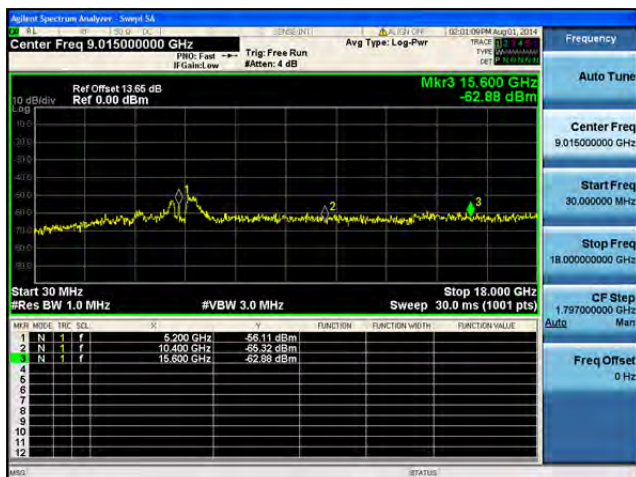
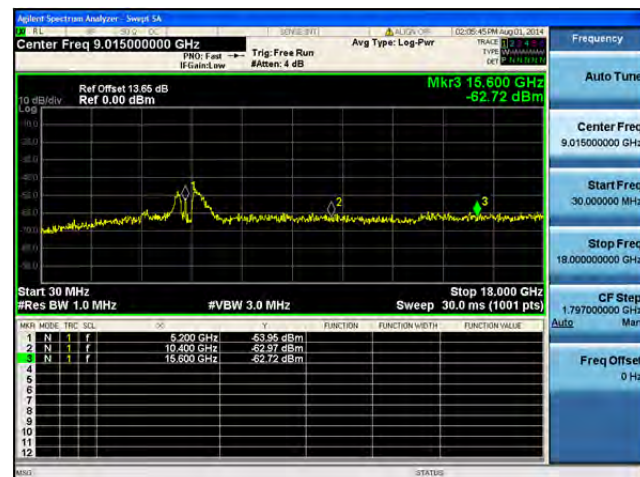
**Conducted Spurs Peak, 5200 MHz, HT/VHT20 Beam Forming, M0 to M7, M0.1 to M9.1****Antenna A****Antenna B****Antenna C**

**Conducted Spurs Peak, 5200 MHz, HT/VHT20 Beam Forming, M8 to M15, M0.2 to M9.2****Antenna A****Antenna B****Antenna C**

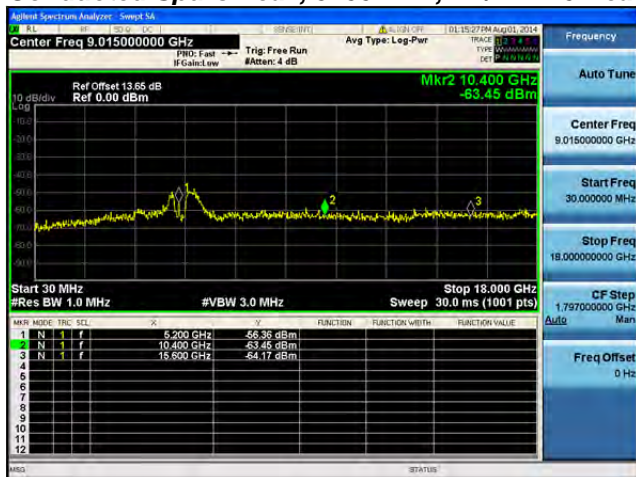
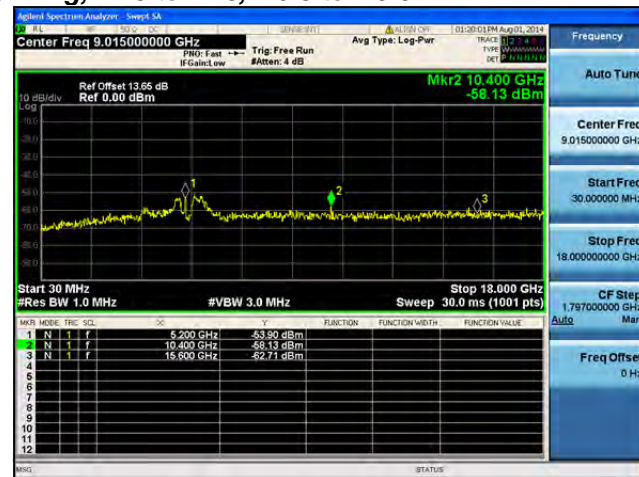
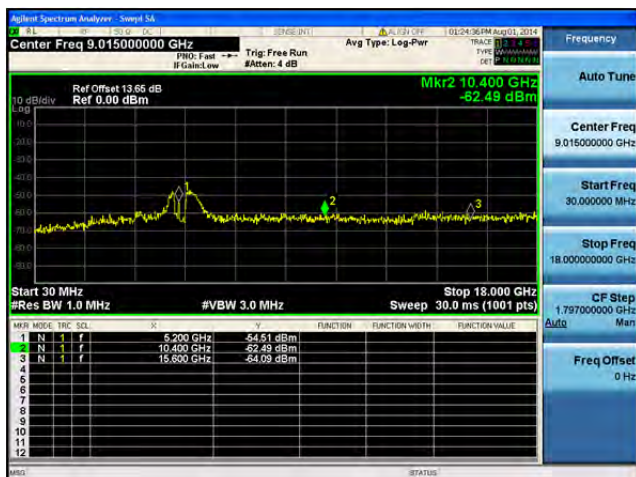
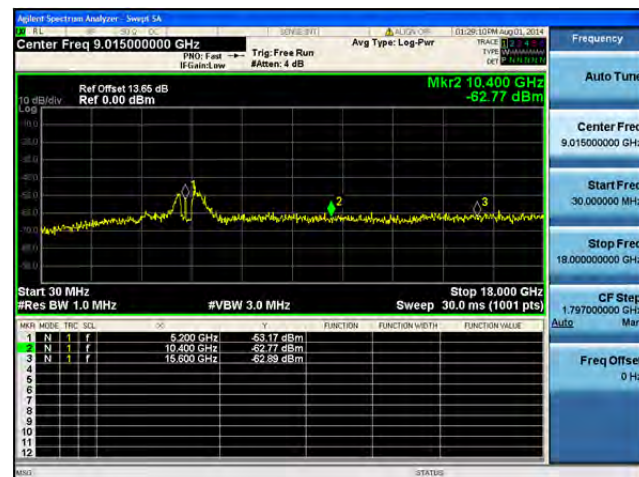


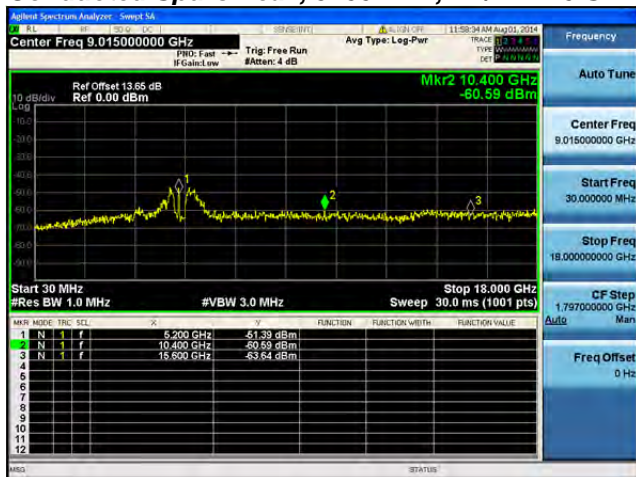
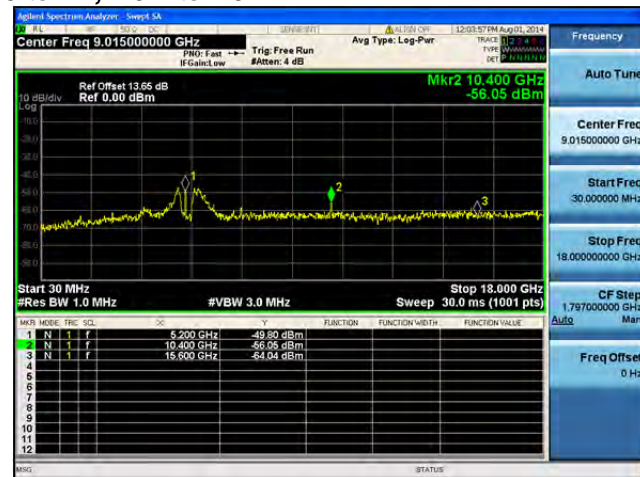
**Conducted Spurs Peak, 5200 MHz, HT/VHT20 Beam Forming, M16 to M23, M0.3 to M9.3****Antenna A****Antenna B****Antenna C**

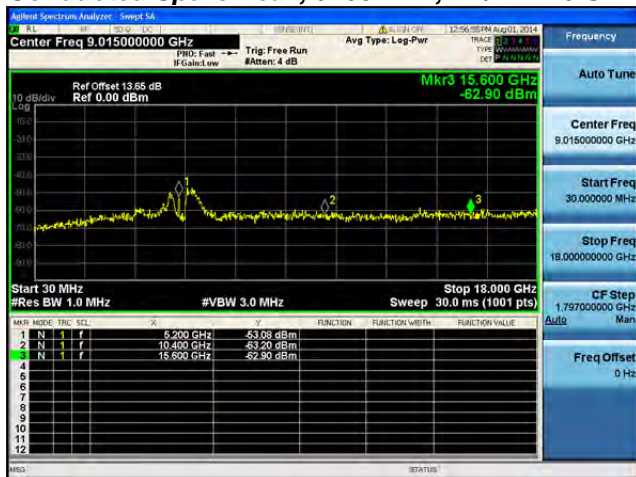
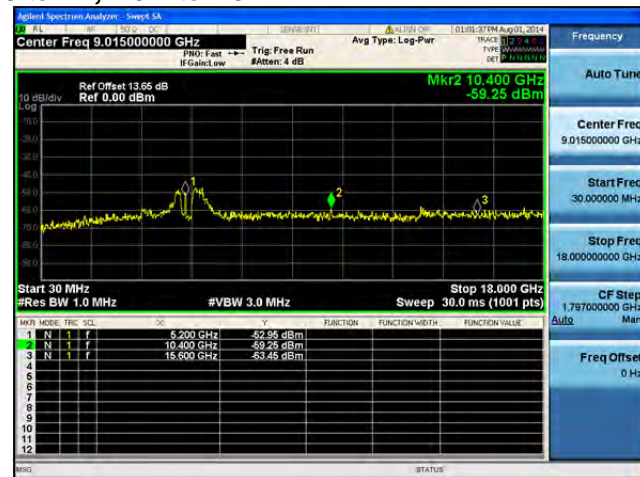
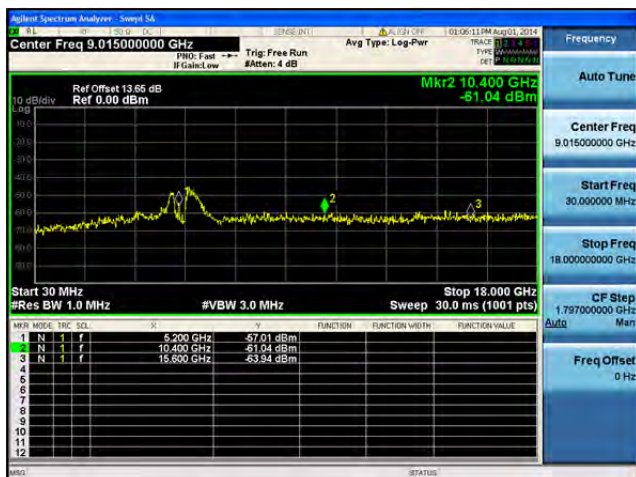
**Conducted Spurs Peak, 5200 MHz, HT/VHT20 Beam Forming, M0 to M7, M0.1 to M9.1****Antenna A****Antenna B****Antenna C****Antenna D**

**Conducted Spurs Peak, 5200 MHz, HT/VHT20 Beam Forming, M8 to M15, M0.2 to M9.2****Antenna A****Antenna B****Antenna C****Antenna D**



**Conducted Spurs Peak, 5200 MHz, HT/VHT20 Beam Forming, M16 to M23, M0.3 to M9.3****Antenna A****Antenna B****Antenna C****Antenna D**

**Conducted Spurs Peak, 5200 MHz, HT/VHT20 STBC, M0 to M7, M0.1 to M9.1****Antenna A****Antenna B**

**Conducted Spurs Peak, 5200 MHz, HT/VHT20 STBC, M0 to M7, M0.1 to M9.1****Antenna A****Antenna B****Antenna C**