

8. SETUP PHOTOS

RADIATED EMISSION FOR PORTABLE CONFIGURATION


PORTABLE CONFIGURATION – X ORIENTATION



PORTABLE CONFIGURATION – Y ORIENTATION



PORTABLE CONFIGURATION – Z ORIENTATION




RADIATED EMISSION BELOW 30 MHz

RADIATED EMISSIONS BELOW 30MHz (FRONT)



RADIATED EMISSIONS BELOW 30MHz (BACK)




RADIATED EMISSION ABOVE 30 MHz


RADIATED EMISSIONS ABOVE 30 MHz (FRONT)



RADIATED EMISSIONS ABOVE 30 MHz (BACK)



RADIATED EMISSION ABOVE 1 GHz



END OF REPORT