




Remote Control Manual

Model: 5042344600

1. Turn the main power source off to begin the learning process.
2. Return the power to the unit.
3. Within 10 seconds of turning the fan's AC power ON,
Press and hold the learning button for 3 seconds to enter the learning function.
4. Once the receiver has detected the set frequency, the light kit of your fan, will blink.

	Button	Operating instructions
		Fan button Press button to turn on the fan power Again press button to turn off the fan power
		Speed control button Press number button to fan speed
		Lighting button Press button to turn on the lighting power Again press button to turn off the lighting power
		Lighting control button Press - or + button to adjust light level
		Reverse button Press button to reverse or forward

Specifications

Information on the equipment

Brand	Delta
Manufacturer	Delta Electronics Incorporated
Equipment type	<input checked="" type="checkbox"/> Transmitter
Carrier frequency	433.92 MHZ \pm 150KHZ
Transmission output	> -10 dBm
Key quantity	12
Battery quantity	2
Battery type	AAA
Operation voltage	2.3V-3.3V
Operation current	key press <25mA

FCC ID : H795042344600

Federal Communication Commission Interference Statement

This equipment has been tested and found to comply with the limits for a Class B digital device, pursuant to Part 15 of the FCC Rules. These limits are designed to provide reasonable protection against harmful interference in a residential installation. This equipment generates, uses and can radiate radio frequency energy and, if not installed and used in accordance with the instructions, may cause harmful interference to radio communications. However, there is no guarantee that interference will not occur in a particular installation. If this equipment does cause harmful interference to radio or television reception, which can be determined by turning the equipment off and on, the user is encouraged to try to correct the interference by one or more of the following measures:

- Reorient or relocate the receiving antenna.
- Increase the separation between the equipment and receiver.
- Connect the equipment into an outlet on a circuit different from that to which the receiver is connected.
- Consult the dealer or an experienced radio/TV technician for help.

FCC Caution: Any changes or modifications not expressly approved by the party responsible for compliance could void the user's authority to operate this equipment.

This device complies with Part 15 of the FCC Rules. Operation is subject to the following two conditions: (1) This device may not cause harmful interference, and (2) this device must accept any interference received, including interference that may cause undesired operation.

This device and its antenna(s) must not be co-located or operating in conjunction with any other antenna or transmitter.

IMPORTANT NOTE:

FCC Radiation Exposure Statement:

This equipment complies with FCC radiation exposure limits set forth for an uncontrolled environment.