


Appendix D. Photographs of EUT and Setup

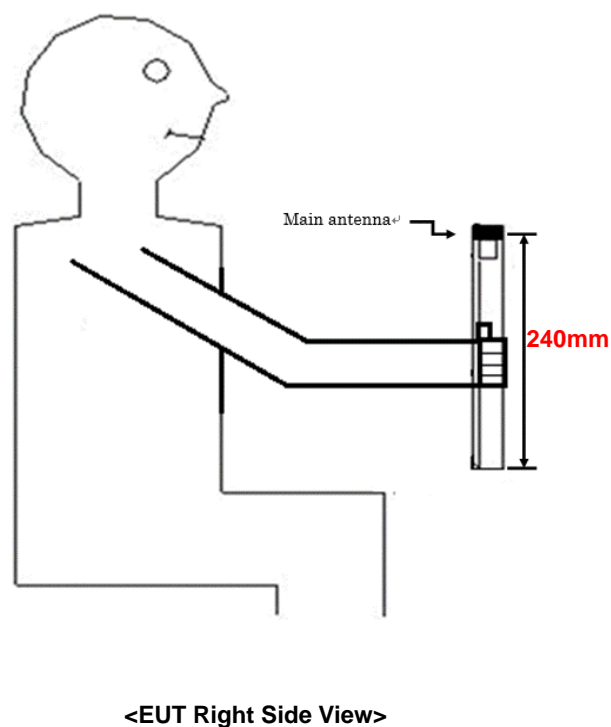
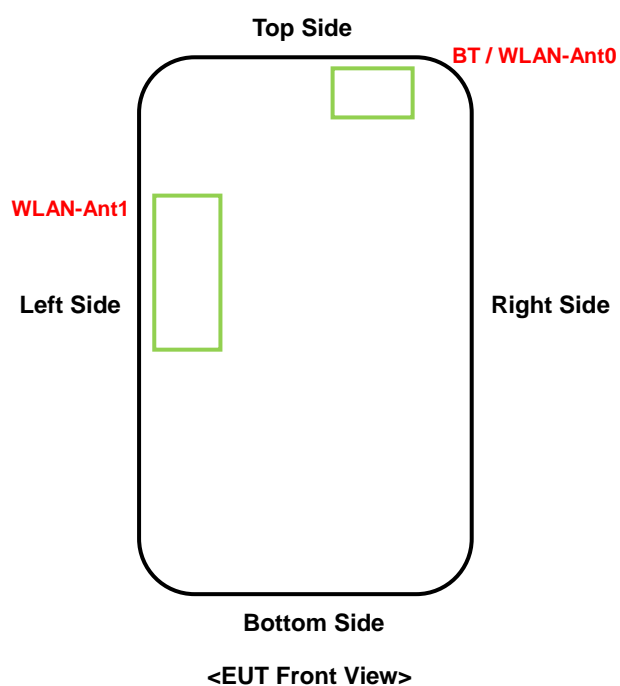
The setup photographs for SAR testing are shown as follows.

FCC SAR Test Report

<Photographs of EUT>



<Antenna Location>




The separation distance for antenna to edge:


Antenna	To Top Side (mm)	To Bottom Side (mm)	To Left Side (mm)	To Right Side (mm)
BT / WLAN-Ant0	2.6	225.6	99.1	43.1
WLAN-Ant1	126.2	82.2	2.4	161.8

FCC SAR Test Report


<Photographs of SAR Setup>



Body - Rear Face of EUT at 0 mm



Body - Left Side of EUT at 0 mm



Body - Right Side of EUT at 0 mm



Body - Top Side of EUT at 0 mm