Acknowledgement

SPECIFICATION FOR APPROVAL

CUSTOMER NAME: 360

PRODUCT NAME: 2.4G 3.54dBiInternalantenna

CUSTOMER P/N:

Ren Feng P/N: U00T02S000N02806 REV: A

Internal structure: FPC

	MANUFACTURER SIGNATURE	CUSTOMER SIGNATURE
CHECKED BY:	Zhou Rongchuang	
AUDITOR BY:	Xiao-Lin Liu	
APPROVED BY:	Yao Dingjun	
DATE:	2023-02-21	

Resume

Edition No.	Modify chapter	Modify Page	Effective date	File and data changes	Change recorder
A			2023.02.21		Liu Xiaolin

Contents

Description ***Page***

1、Cover ---------- 1

2、Resume ---------- 2

3、Contents---------- 3

4、Specifications sheets ---------- 4

5、End product chart ----------5

6、Testing report ---------- 6 -8

7、Material description ---------- 9

Main technical specifications

Main technical specifications		Main technical specifications	
Frequency Range（MHZ）	2400-2500MHz	Frequency Range (MHZ)	2400-2500
Impedance(Ω)	50	Impedance(Ω)	50
Gain(dBi)	3.54	Gain(dBi)	3.54
Return Loss(dB)	≤-9.5	Return Loss(dB)	≤-9.5
VSWR	≤2.0	VSWR	≤2.0
Polarization	Linear, Vertical	Polarization	Linear, Vertical
Radiation	Omni-directional	Radiation	Omni-directional
Connector Type	terminal	Connector Type	terminal
Physical Properties		Physical Properties	
AntennaBase	FPC	Antenna Base	FPC
Operating Temp	-20℃~+70℃	Operating Temp	-20℃~+70℃
Storage Temp	-20℃~+70℃	Storage Temp	-20℃~+70℃

REV	DATE	DESCRIPTION
A	2023-02-20	NEW ISSUE

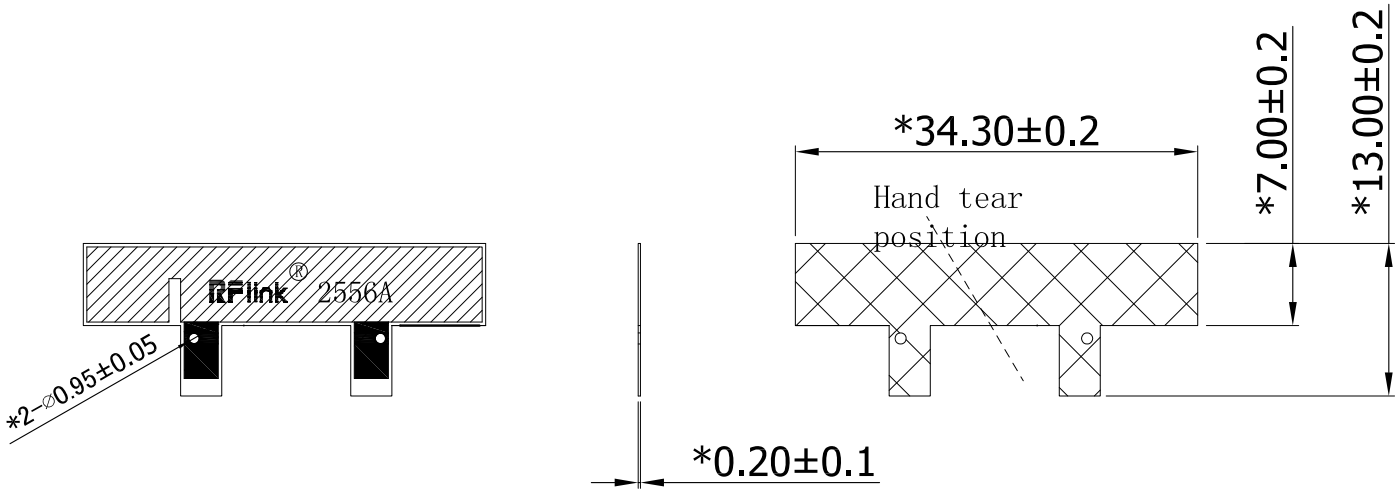

Note:
1 Remove all raw edges.
2. Max. C0.15mm for all edges and chamfer angles.
3. Material: half and half. Thickness: 0.2mm; Dielectric constant: 4.6.
4. The area is FPC substrate printing black ink; The area is copper foil

Line surface printing black ink; The area is copper berth area.
5. The tolerance of unmarked dimensions is 0.15mm.
6. Back glue 3M300
7. Screen printing font: Song typeface, height 2.0mm; The trademark "R" is 1.0mm in height and 1.5mm in diameter of the outer ring

1	FPC;	1	PI;Black

产品符合环保RoHS 2.0之要求
带公差尺寸为检验尺寸

XXX.	±2.0	APPROVED
XX.	±1.0	
X.	±0.5	CHECKED
.X	±0.2	
.XX	±0.1	DRAWING

COSTOMER:
PART NO :
PARTNAME :
R.F P/NO : U00T02S000N02806

REV	UNIT	SCALE	SIZE	SHEET
A	mm	1:1	A4	1OF1

RFlink
东莞市仁丰电子科技有限公司
RenFeng Electronic technology Co., LTD.

Antenna assembly diagram

External WIFI antenna

Antenna assembly diagram

Horizontal plane: XY plane



6. Testing report

6.1Network anal yzer test report

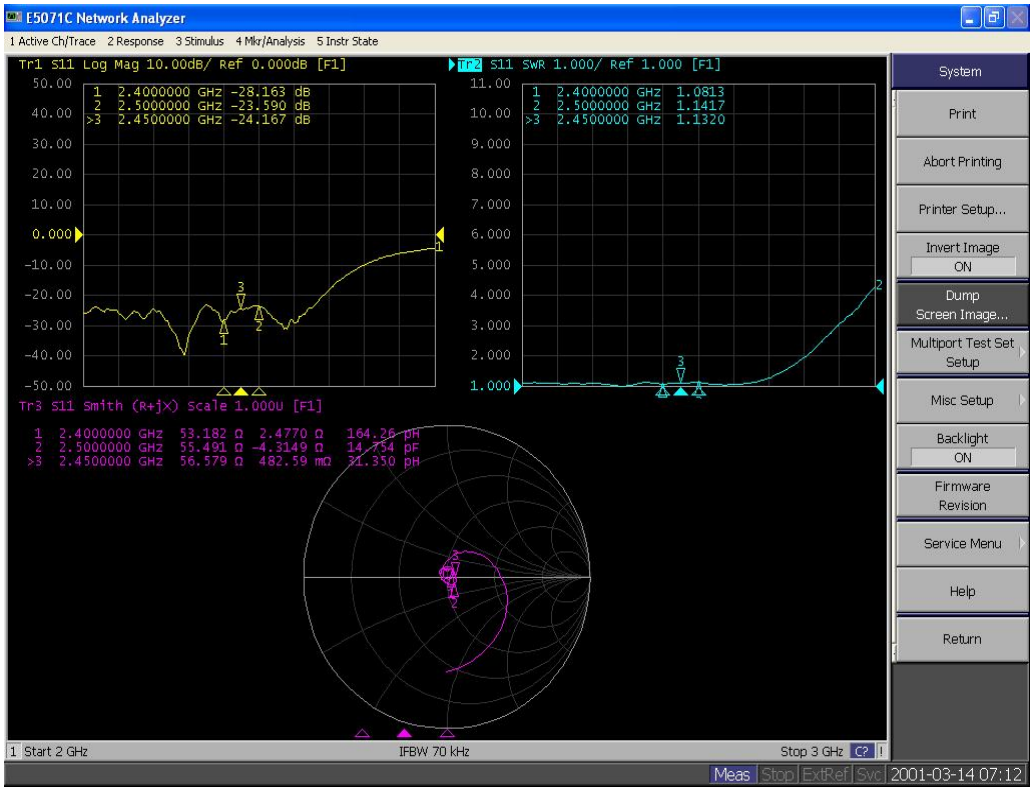

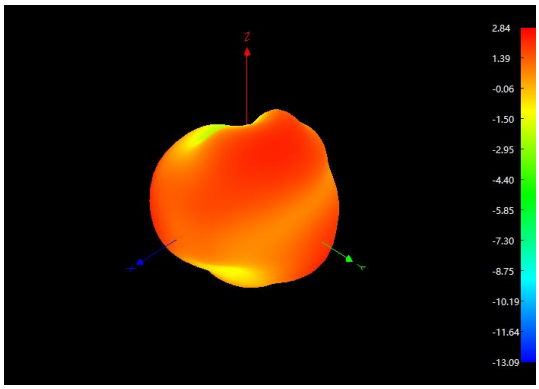

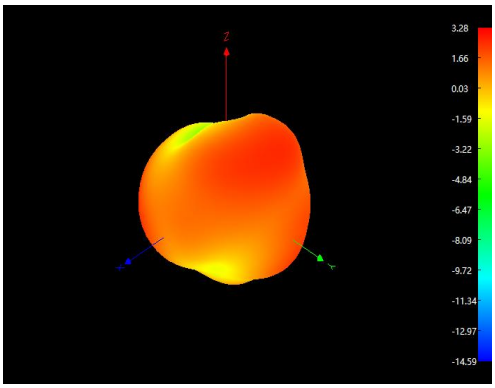

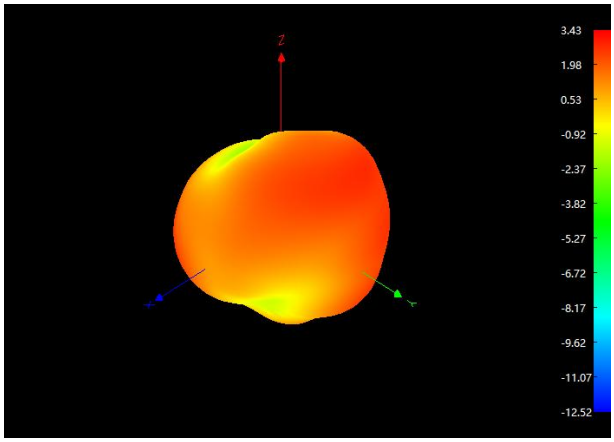

WIFI3-2.4G

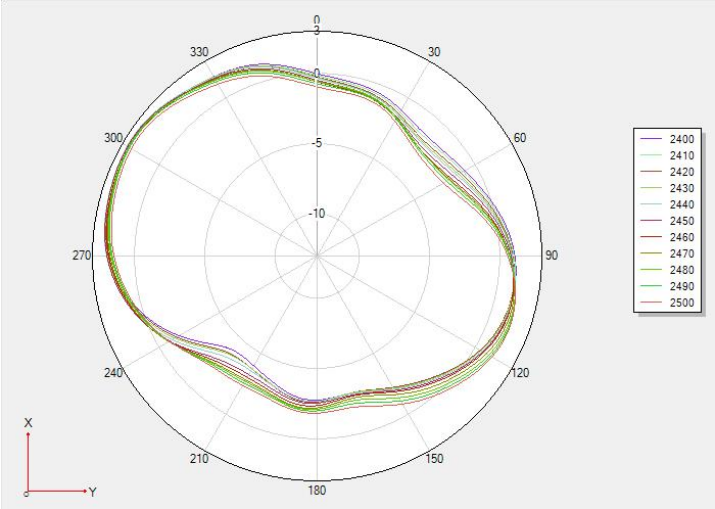
0
30
60
90
120
150
180
210
240
270
300
330
-5
-10
2400
2410
2420
2430
2440
2450
2460
2470
2480
2490
2500
X
Y

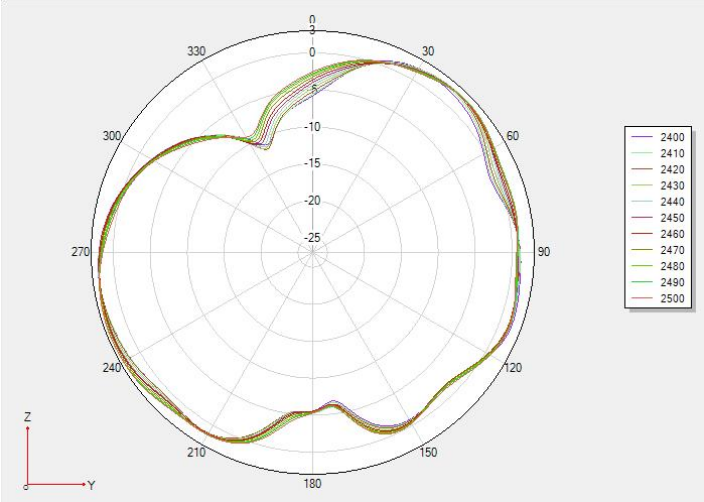
0
30
60
90
120
150
180
210
240
270
300
330
-5
-10
-15
-20
-25
2400
2410
2420
2430
2440
2450
2460
2470
2480
2490
2500
Z
Y

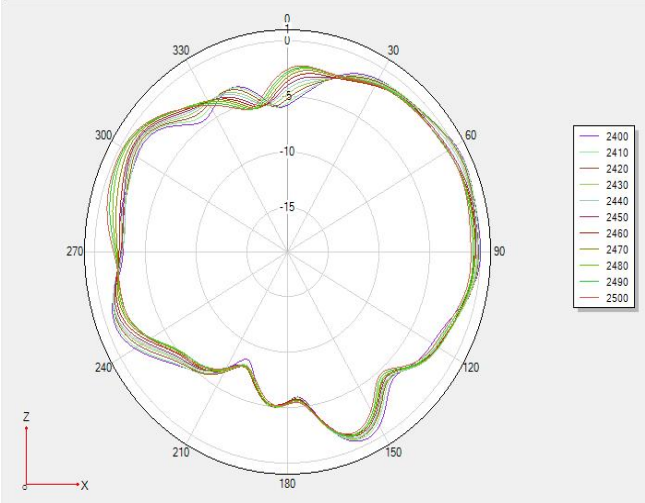
0
30
60
90
120
150
180
210
240
270
300
330
-5
-10
-15
2400
2410
2420
2430
2440
2450
2460
2470
2480
2490
2500
Z
X

6.2:Antenna gain,efficiency meter

Freq (MHz)	Effi (%)	Gain (dBi)
2400	75.51	2.84
2410	76.9	2.93
2420	77.5	3.04
2430	79.13	3.17
2440	79.95	3.26
2450	78.92	3.28
2460	77.5	3.36
2470	77.5	3.45
2480	77.9	3.54
2490	77.3	3.5
2500	76.5	3.43

七、 ROHS/ Raw Material List:

Meet RoHS requirements

Component number	Component name	material	quantity	unit	manufacturer	number	remarks
1	FPC	PI	1	PCS	junyi	/	
2	Back glue	Double-sided adhesive	1	PCS	junyi	/	