




**Link CX 24GHz shields, outside facing surfaces**




**Link CX 24GHz RF shields, inside facing surfaces**




**Link CX 24GHz top view of PCB with shields in place**




**Link CX 24GHz bottom view of main PCB with shields in place**




**Link CX 24GHz view of enclosure bottom**



**Link CX 24GHz view of PCB in enclosure without RF shield**



**View of main PCB and its RF shield fitted in main enclosure without the 24GHz RF module**



**Link CX 24GHz duplexer, top view**