

Lenovo[™]

WD06

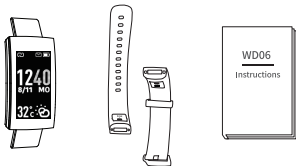
USER GUIDE

Lenovo Color Screen

Heart Rate Band

PACKING LIST

The box contains the following items: host, wristband, instructions.



ACTIVATE THE DEVICE

Synchronize with "Lenovo Fit" APP

1. System requirement

Please make sure the mobile phone is in accordance with the following systems.



iOS 9.0
& above



Android 4.4
& above

2. Download the "Lenovo Fit" APP

Search and download "Lenovo Fit" from the Apple App Store or Android Google Play. Install the App and sign up.

Note: To use "Lenovo Fit" APP on an iPad, remember to select "iPhone Only" when you download it.

3. Synchronize the device with the APP

Open APP "Lenovo Fit". Select the right bracelet pairing code on your smart phone to complete connection.

After the first sync, the times, steps, calories, distance on the bracelet will be reset.

When the connection between the bracelet and the phone fails, please try the following methods:

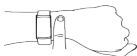
1. Make sure that the mobile phone and the bracelet are within a valid distance, try to turn off the Bluetooth and turn on again to connect the bracelet.
2. Please restart the bracelet, check the correct pairing code, and search for connections on the phone.
3. Please restart the phone, turn on Bluetooth again, search for pairing code, and connect.

Note: Please ensure that the mobile phone operating system is iOS9.0 and above or Android4.4 and above. Please ensure that the distance between the mobile phone and the bracelet is within 10 meters of the normal connection range. Please ensure that the bracelet is not in a low battery state.

KNOW YOUR DEVICE

1. Wearing method

Wear the device on your wrist horizontally, about 2cm to carpal, the same method as wearing watches.



Note: To monitor heart rate more accurately, please wear the device on the upper position of your wrist and a bit tighter than usual when you are taking exercise.

2. Methods of displaying the screen



■ Touch screen



■ Raise hand



■ Turn over the wrist

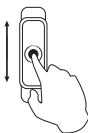
3. Operation

Two basic operations of the bracelet.



■ Tap the screen

Switch type



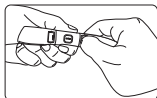
■ Slide the screen

Switch mode/Screen wake-up

Note: Please use the 101 guide in the APP to learn more about the icons on the bracelet screen.

4. Charging

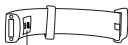
1. As shown in the following picture, there are switch button on both ends of the strap. When removing the main unit, remember to push the switch button.



Charging direction

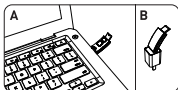
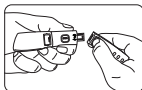


switch button



Switch button

2. Insert the removed main unit into the USB port (5V/1A) to charge (only one side can be charged). When you start charging, the bracelet will vibrate and display in charging mode.



COLORFUL NIGHT RUN

To allow users who like sports to get real-time heart rate changes at night. During running and other sports, there is a colored light flickers at the top of the bracelet, it changes according to the real-time heart rate.

Light color	Heart rate interval
Blue	Warm-up : $(220 - \text{Age}) \times 50\% \sim 60\%$ (Excluding 60%)
Green	Fat-burning: $(220 - \text{Age}) \times 60\% \sim 70\%$ (Excluding 70%)
Orange	Aerobic : $(220 - \text{Age}) \times 70\% \sim 80\%$ (Excluding 80%)
Pink	Anaerobic : $(220 - \text{Age}) \times 80\% \sim 90\%$ (Excluding 90%)
Red	Extreme: $(220 - \text{Age}) \times 90\% \sim 100\%$ (Excluding 100%)

HEART RATE MONITORING

The bracelet is equipped with various sensors. When monitoring the heart rate, you can see the heart rate lamp on the back of the bracelet glows green. You can easily record 24-hour heart rate changes on your wrist with your bracelet. Its change can be viewed in the APP. Heart rate monitoring function: slide from the dial to the data page, slide to the heart rate page to monitor .

Note: If you want to learn more product information and tutorials, please go to the APP, available in the "Zeroner Health Pro" APP--101guide.

BASIC SPECIFICATIONS

Main unit size	37×20×12mm (1.45×0.78×0.47 in)	Adjustable range	163-214mm (6.41-8.42 in)
Weight	31 g(1.05 oz)	Working condition	0~40℃ (32~104 ℉)
Screen	TFT	Battery life	about 5~7 days
Bluetooth	BLE 4.2	Protection	IP67
Battery	Built-in rechargeable lithium battery		
System requirement		iOS9.0 or above, Android 4.4 or above	

WATERPROOF

- The product has been tested and demonstrated to be dust and water resistant in a specific environment. (According to ISO standard 22810:210, the wristband has a IP67 waterproof rating and is limited to swimming, showering, washing hands, etc., only in cold water.)
- Do not operate the wristband under water. After touching the water, wipe it with a soft cloth to operate the touchscreen and charge it.
- The product does not have waterproof effect on corrosive liquids such as seawater, acid and alkaline solutions and chemical reagents.
- Damages or defects caused by abuse or improper use are not covered by the warranty.
- Do not wear a bracelet to touch hot water to prevent damage to your bracelet.

PRECAUTIONS

- This product contains electronic components which may cause injury if not done correctly.
- This product is not for diagnosis, treatment or prevention purposes.
In driving or other potentially dangerous situations due to distractions, do not view call notifications or other data.
- This product is not a toy. Do not allow children or pets touch your products and devices . This product contains small parts that may cause smothering interest rate risks.
- If you wear it for a long time and cause skin discomfort (skin becomes red, swollen, itchy) or other allergic symptoms for some users, discontinue use or consult a doctor.

NURSING AND WEAR CONSIDERATIONS

- Periodically clean, especially the parts in contact with the skin. Use a clean, moist cloth.
- Do not allow the product to come into contact with hot and acidic liquids.
- Wear loosely, to ensure that the air circulation.
- Remove the product from time to time, in order to clean, but also let the skin freely.
- Do not open the housing or demolition.
- Do not use if the display breaks.
- Do not place the product in the washing machine or drying machine.
- Do not expose your product to extremely high or low temperatures.
- Do not sweat in the sauna or steam room to use the product.
- Do not make the product for a long time by the direct sunlight.
- Do not place the product in a fire process. The battery may explode.
- Do not use abrasive cleaners to clean the product.
- If the product gets wet, do not charge.
- If you feel product in the heat, remove it.

Environmental, recycling, and disposal information

General recycling statement

Lenovo encourages owners of information technology (IT) equipment to responsibly recycle their equipment when it is no longer needed. Lenovo offers a variety of programs and services to assist equipment owners in recycling their IT products. For information on recycling Lenovo products, go to:

<http://www.lenovo.com/recycling>.

Important WEEE information



Electrical and electronic equipment marked with the symbol of a crossed-out wheeled bin may not be disposed as unsorted municipal waste. Waste of electrical and electronic equipment (WEEE) shall be treated separately using the collection framework available to customers for the return, recycling, and treatment of WEEE.

Country-specific information is available at:

<http://www.lenovo.com/recycling>

Recycling information for India

Recycling and disposal information for India is available at:

http://www.lenovo.com/social_responsibility/us/en/sustainability/ptb_india.html.

Battery recycling mark

Battery recycling information for the European Union



Batteries or packaging for batteries are labeled in accordance with European Directive 2006/66/EC concerning batteries and accumulators and waste batteries and accumulators. The Directive determines the framework for the return and recycling of used batteries and accumulators as applicable throughout the European Union. This label is applied to various batteries to indicate that the battery is not to be

thrown away, but rather reclaimed upon end of life per this Directive. In accordance with the European Directive 2006/66/EC, batteries and accumulators are labeled to indicate that they are to be collected separately and recycled at end of life. The label on the battery may also include a chemical symbol for the metal concerned in the battery (Pb for lead, Hg for mercury, and Cd for cadmium). Users of batteries and accumulators must not dispose of batteries and accumulators as unsorted municipal waste, but use the collection framework available to customers for the return, recycling, and treatment of batteries and accumulators. Customer participation is important to minimize any potential effects of batteries and accumulators on the environment and human health due to the potential presence of hazardous substances. For proper collection and treatment, go to: <http://www.lenovo.com/recycling>.

Restriction of Hazardous Substances Directive (RoHS)

Turkish

The Lenovo product meets the requirements of the Republic of Turkey Directive on the Restriction of the Use of Certain Hazardous Substances in Waste Electrical and Electronic Equipment (WEEE).

Türkiye AEEE Yönetmeliğine Uygunluk Beyanı

Bu Lenovo ürünü, T.C. Çevre ve Orman Bakanlığı'nın "Atık Elektrikli ve Elektronik Eşya Bazı Zararlı Maddelerin Kullanımının Sınırlandırılmasına Dair Yönetmelik (AEEE)" direktiflerine uygundur. AEEE Yönetmeliğine Uygundur.

Ukraine

Цим підтверджуємо, що продукція Леново відповідає вимогам нормативних актів України, які обмежують вміст небезпечних речовин

India

RoHS compliant as per E-Waste (Management & Handling) Rules, 2011.

Vietnam

Lenovo products sold in Vietnam, on or after September 23, 2011, meet the requirements of the Vietnam Circular 30/2011/TT-BCT ("Vietnam RoHS").

European Union

Lenovo products sold in the European Union, on or after 3 January 2013 meet the requirements of Directive 2011/65/EU on the restriction of the use of certain hazardous substances in electrical and electronic equipment ("RoHS recast" or "RoHS 2").

For more information about Lenovo progress on RoHS, go to:

http://www.lenovo.com/social_responsibility/us/en/RoHS_Communication.pdf

FCC Statement

This equipment has been tested and found to comply with the limits for a Class B digital device, pursuant to Part 15 of the FCC Rules. These limits are designed to provide reasonable protection against harmful interference in a residential installation. This equipment generates uses and can radiate radio frequency energy and, if not installed and used in accordance with the instructions, may cause harmful interference to radio communications. However, there is no guarantee that interference will not occur in a particular installation. If this equipment does cause harmful interference to radio or television reception, which can be determined by turning the equipment off and on, the user is encouraged to try to correct the interference by one or more of the following measures:

- Reorient or relocate the receiving antenna.

- Increase the separation between the equipment and receiver.
- Connect the equipment into an outlet on a circuit different from that to which the receiver is connected.
- Consult the dealer or an experienced radio/TV technician for help.

This device complies with part 15 of the FCC Rules. Operation is subject to the following two conditions:

(1) This device may not cause harmful interference, and (2) this device must accept any interference received, including interference that may cause undesired operation.

Changes or modifications not expressly approved by the party responsible for compliance could void the user's authority to operate the equipment.

Manufactured, distributed, or sold by
Beijing Kangshuo Information
Technology Co.,Ltd official licensee
for this product.

LENOVO and the Stylized LENOVO
Logo are trademarks or registered
trademarks of Lenovo (Beijing) Ltd

All other trademarks are the property .
of their respective owners.

Reduce | Reuse | Recycle



Printed in China