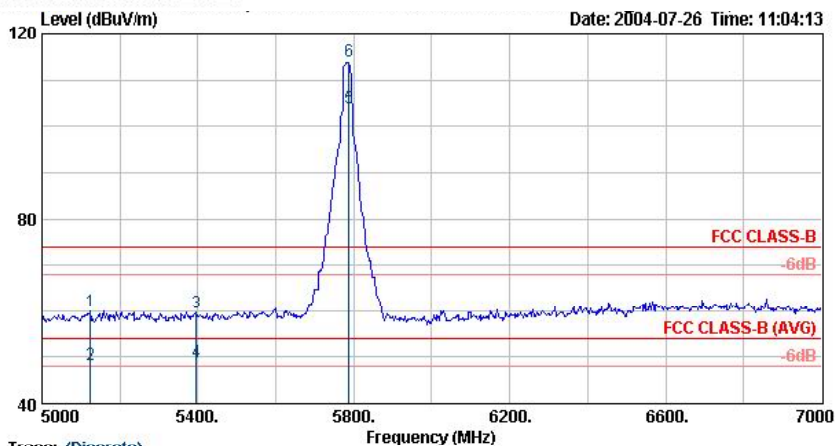


Site : 03CH06
 Condition : FCC CLASS-B 3m HF-HORN AH-118 VERTICAL
 EUT : 802.11a/b/g Access Point
 Power : AC 120v / 60Hz
 Model : WASP5100
 Memo : 802.11a TX 5785MHz
 : Omni Directional Antenna Gain:2dBi



Site : 03CH06
 Condition : FCC CLASS-B 3m HF-HORN AH-118 VERTICAL
 EUT : 802.11a/b/g Access Point
 Power : AC 120v / 60Hz
 Model : WASP5100
 Memo : 802.11a TX 5785MHz
 : Omni Directional Antenna Gain:2dBi

	Freq	Level	Over	Limit	Antenna	Preamp	Cable	Remark	Ant	Table
	MHz	dBuV/m	Limit	Line	Factor	Factor	Loss		Pos	Pos
			dB	dBuV/m	dB/m	dB	dB		cm	deg
1	5124.00	59.84	-14.16	74.00	33.69	45.89	4.99	Peak	---	---
2	5124.00	48.32	-5.68	54.00	33.69	45.89	4.99	Average	---	---
3	5396.00	59.68	-14.32	74.00	34.06	46.26	5.17	Peak	---	---
4	5396.00	48.84	-5.16	54.00	34.06	46.26	5.17	Average	---	---
5	5788.00	104.04			33.79	46.69	5.45	Average	---	---
6	5788.00	114.17			33.79	46.69	5.45	Peak	---	---

Remark:

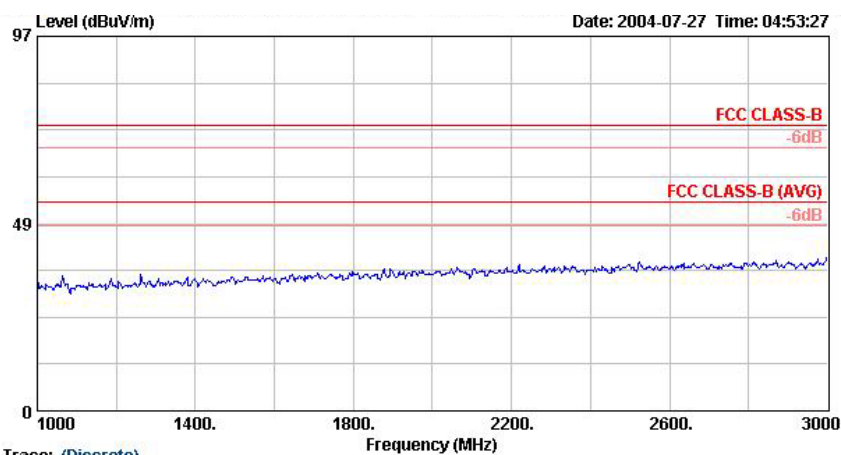
The "X" represent a fundamental frequency.

Frequency from 7GHz to 40GHz, the emission emitted by the EUT is too low to be measured.

Test Mode: 802.11a TX 5825MHz

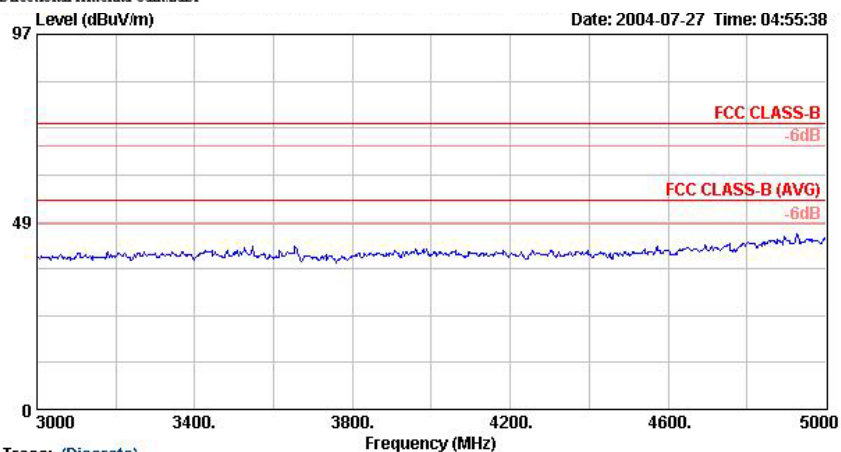
- Test Distance : 3 m
- Temperature : 25.3 °C
- Relative Humidity :53.5 %
- Emission level (dBuV/m) = 20 log Emission level (uV/m)
- Corrected Reading : Probe Factor + Cable Loss + Read Level - Preamp Factor = Level

■ The test that passed at minimum margin was marked by the frame in the following table.



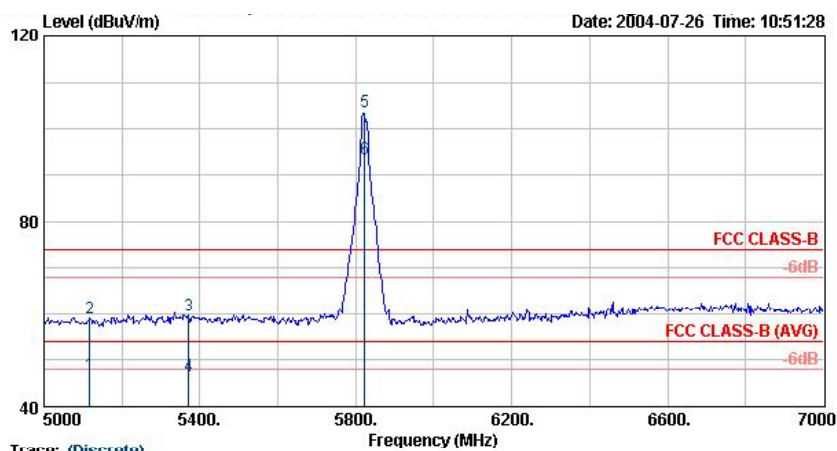
Site : 03CH06
Condition : FCC CLASS-B 3m HF-HORN AH-118 HORIZONTAL
EUT : 802.11a/b/g Access Point
Power : AC 120v / 60Hz
Model : WASP5100
Memo : 802.11a TX 5825MHz

: Omni Directional Antenna Gain:2dBi



Site : 03CH06
Condition : FCC CLASS-B 3m HF-HORN AH-118 HORIZONTAL
EUT : 802.11a/b/g Access Point
Power : AC 120v / 60Hz
Model : WASP5100
Memo : 802.11a TX 5825MHz

: Omni Directional Antenna Gain:2dBi

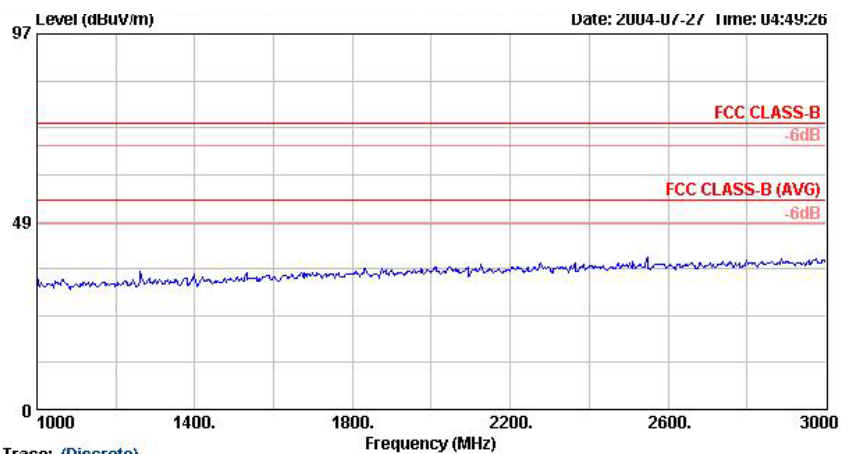


Site : 03CH06
 Condition : FCC CLASS-B 3m HF-HORN AH-118 HORIZONTAL
 EUT : 802.11a/b/g Access Point
 Power : AC 120v / 60Hz
 Model : WASP5100
 Memo : 802.11a TX 5825MHz
 : Omni Directional Antenna Gain:2dBi

	Freq	Level	Over	Limit	Antenna	Preamp	Cable	Remark	Ant	Table
	MHz	dBuV/m	Limit	Line	Factor	Factor	Loss		Pos	Pos
			dB	dBuV/m	dB/m	dB	dB		cm	deg
1	5118.00	46.83	-7.17	54.00	33.66	45.86	4.98	Average	---	---
2	5118.00	59.16	-14.84	74.00	33.66	45.86	4.98	Peak	---	---
3	5372.00	59.70	-14.30	74.00	34.01	46.21	5.15	Peak	---	---
4	5372.00	46.69	-7.31	54.00	34.01	46.21	5.15	Average	---	---
5 X	5822.00	103.60			33.74	46.73	5.48	Peak	---	---
6 X	5822.00	93.50			33.74	46.73	5.48	Average	---	---

Remark:

The "X" represent a fundamental frequency.

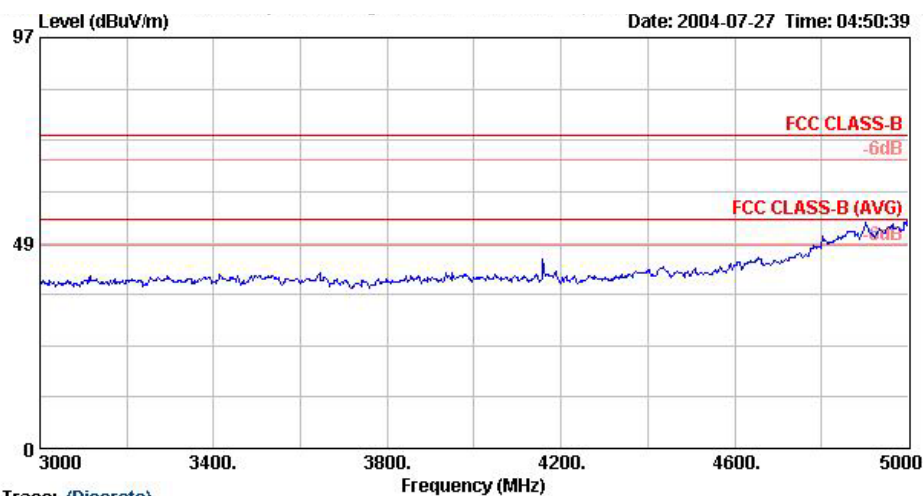


Site : 03CH06
 Condition : FCC CLASS-B 3m HF-HORN AH-118 VERTICAL
 EUT : 802.11a/b/g Access Point
 Power : AC 120v / 60Hz
 Model : WASP5100
 Memo : 802.11a TX 5825MHz

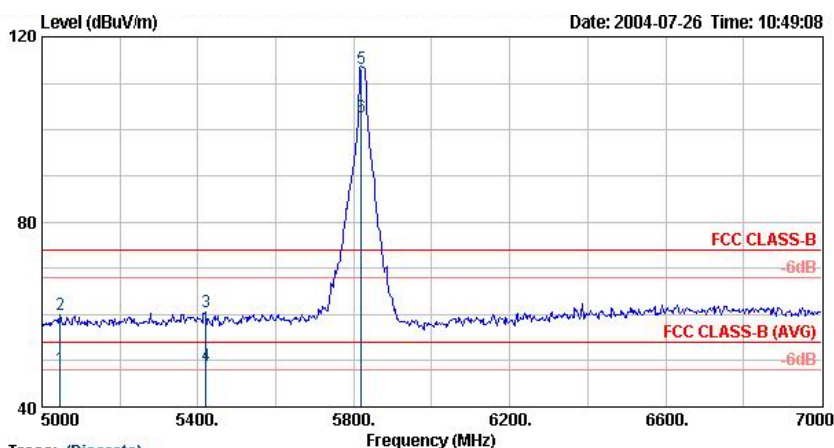
: Omni Directional Antenna Gain:2dBi

FCC TEST REPORT

Report No. :F471907



Site : 03CH06
 Condition : FCC CLASS-B 3m HF-HORN AH-118 VERTICAL
 EUT : 802.11a/b/g Access Point
 Power : AC 120v / 60Hz
 Model : WASP5100
 Memo : 802.11a TX 5825MHz
 : Omni Directional Antenna Gain:2dBi



Site : 03CH06
 Condition : FCC CLASS-B 3m HF-HORN AH-118 VERTICAL
 EUT : 802.11a/b/g Access Point
 Power : AC 120v / 60Hz
 Model : WASP5100
 Memo : 802.11a TX 5825MHz
 : Omni Directional Antenna Gain:2dBi

	Freq	Level	Over	Limit	Antenna	Preamp	Cable	Remark	Ant	Table
	MHz	dBuV/m	Limit	dBuV/m	Factor	Factor	Loss		Pos	Pos
			dB		dB/m	dB	dB		cm	deg
1	5046.00	48.21	-5.79	54.00	33.57	45.77	4.93	Average	---	---
2	5046.00	59.81	-14.19	74.00	33.57	45.77	4.93	Peak	---	---
3	5420.00	60.58	-13.42	74.00	34.08	46.28	5.19	Peak	---	---
4	5420.00	48.83	-5.17	54.00	34.08	46.28	5.19	Average	---	---
5	5819.60	113.30			33.74	46.73	5.48	Peak	---	---
6	5819.60	102.73			33.74	46.73	5.48	Average	---	---

Remark:

The "X" represent a fundamental frequency.

Frequency from 7GHz to 40GHz, the emission emitted by the EUT is too low to be measured.

SPORTON International Inc.

TEL : 886-2-2696-2468

FAX : 886-2-2696-2255

FCC ID : H9PWSAP5100

Page No. : 246 of 289

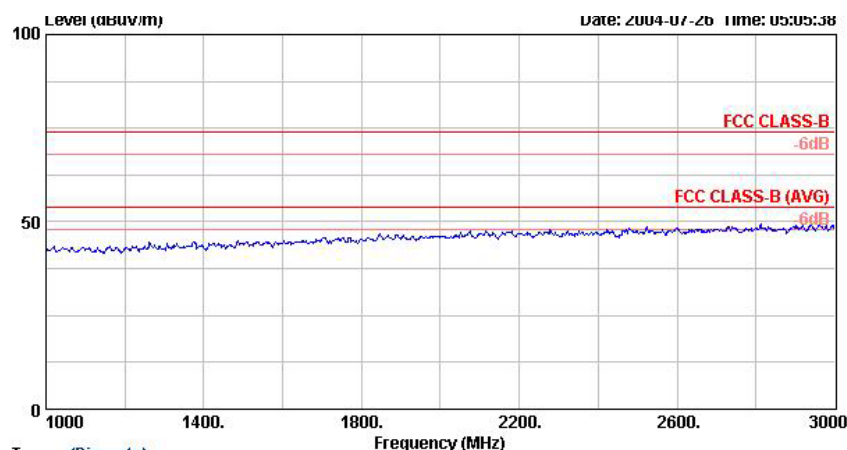
Issued Date : Aug. 12, 2004

7.4.7 Antenna 7

Test Mode: 802.11a TX 5745MHz

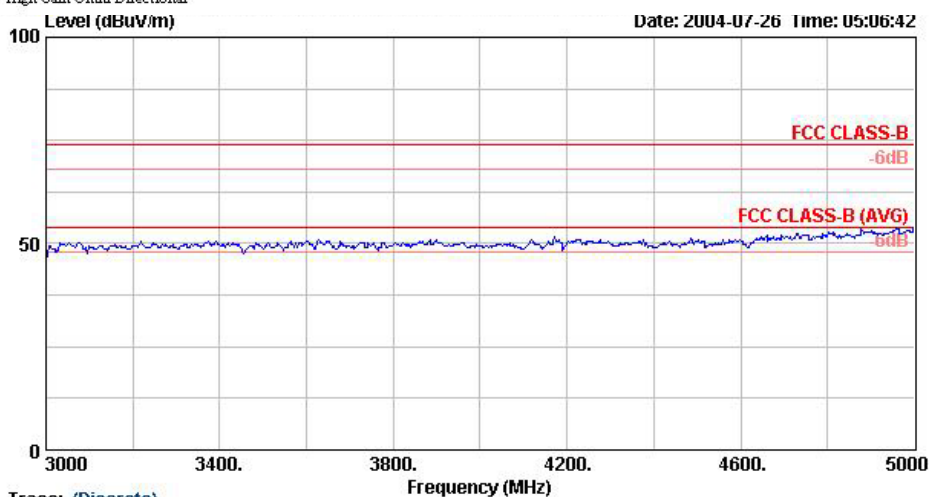
- Test Distance : 3 m
- Temperature : 25.3 °C
- Relative Humidity :53.5 %
- Emission level (dBuV/m) = 20 log Emission level (uV/m)
- Corrected Reading : Probe Factor + Cable Loss + Read Level - Preamp Factor = Level

■ The test that passed at minimum margin was marked by the frame in the following table.



Site : 03CH06
 Condition : FCC CLASS-B 3m HF-HORN AH-118 HORIZONTAL
 EUT : 802.11a/b/g Access Point
 Power : AC 120V / 60Hz
 Model : WASP5100
 Memo : 802.11a TX 5745MHz

: High Gain Omni Directional

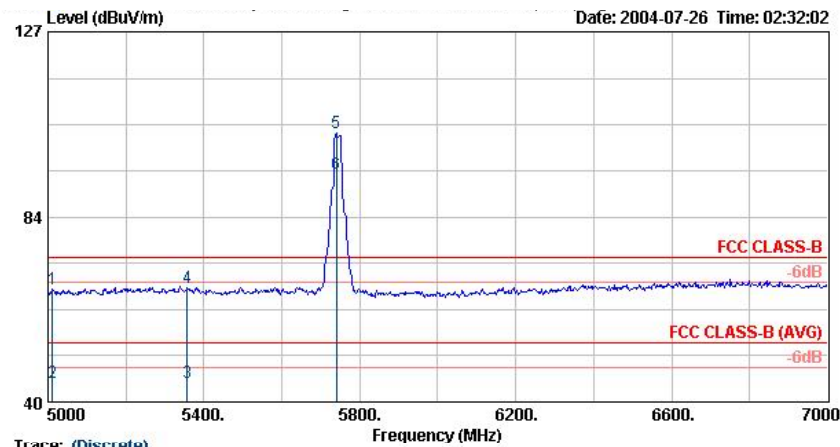


Site : 03CH06
 Condition : FCC CLASS-B 3m HF-HORN AH-118 HORIZONTAL
 EUT : 802.11a/b/g Access Point
 Power : AC 120V / 60Hz
 Model : WASP5100
 Memo : 802.11a TX 5745MHz

: High Gain Omni Directional

FCC TEST REPORT

Report No. :F471907



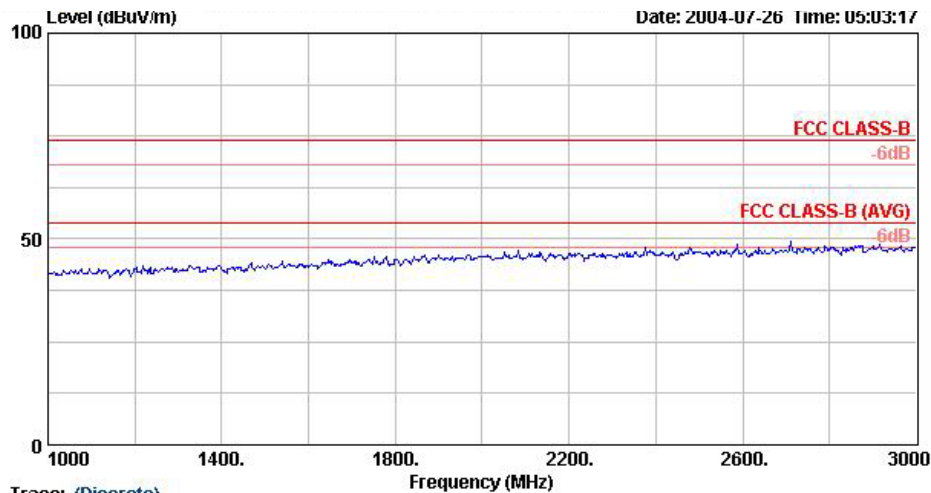
Site : 03CH06
 Condition : FCC CLASS-B 3m HF-HORN AH-118 HORIZONTAL
 EUT : 802.11a/b/g Access Point
 Power : AC 120V / 60Hz
 Model : WASP5100
 Memo : 802.11a TX 5745MHz

: High Gain Omni Directional

	Freq	Level	Over	Limit	Antenna	Preamp	Cable	Remark	Ant	Table
	MHz	dBuV/m	Limit	dB	Line	Factor	Loss		Pos	Pos
									cm	deg
1 @	5012.00	66.53	-7.47	74.00	33.52	45.72	4.91	Peak	---	---
2 @	5012.00	44.49	-9.51	54.00	33.52	45.72	4.91	Average	---	---
3 @	5358.00	44.42	-9.58	54.00	33.99	46.19	5.14	Average	---	---
4 @	5358.00	66.82	-7.18	74.00	33.99	46.19	5.14	Peak	---	---
5 @ X	5740.00	103.48			33.86	46.64	5.42	Peak	---	---
6 @ X	5740.00	93.78			33.86	46.64	5.42	Average	---	---

Remark:

The "X" represent a fundamental frequency.



Site : 03CH06
 Condition : FCC CLASS-B 3m HF-HORN AH-118 VERTICAL
 EUT : 802.11a/b/g Access Point
 Power : AC 120V / 60Hz
 Model : WASP5100
 Memo : 802.11a TX 5745MHz

: High Gain Omni Directional

SPORTON International Inc.

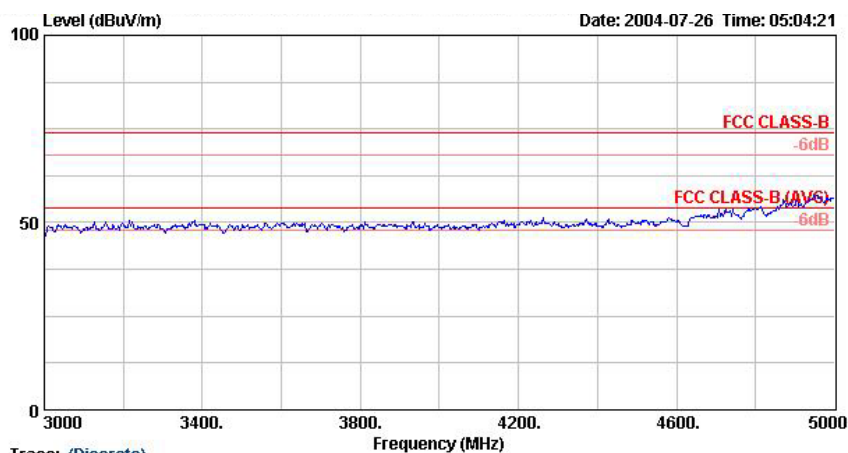
TEL : 886-2-2696-2468

FAX : 886-2-2696-2255

FCC ID : H9PWSAP5100

Page No. : 248 of 289

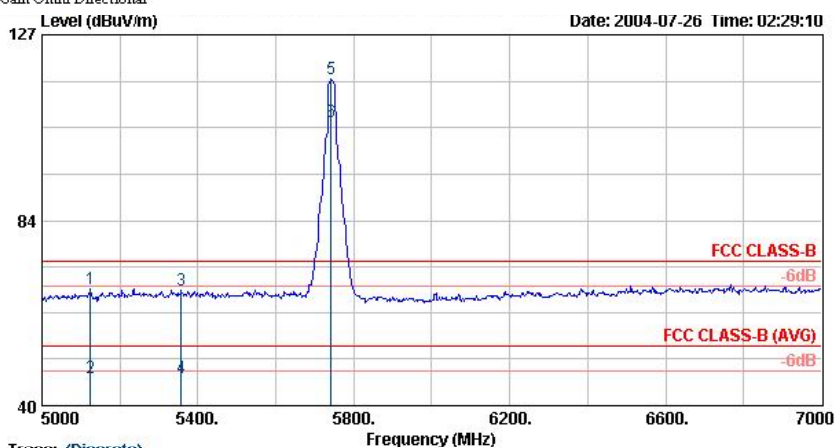
Issued Date : Aug. 12, 2004



Trace: (Discrete)

Site : 03CH06
Condition : FCC CLASS-B 3m HF-HORN AH-118 VERTICAL
EUT : 802.11a/b/g Access Point
Power : AC 120V / 60Hz
Model : WASP5100
Memo : 802.11a TX 5745MHz

: High Gain Omni Directional



Trace: (Discrete)

Site : 03CH06
Condition : FCC CLASS-B 3m HF-HORN AH-118 VERTICAL
EUT : 802.11a/b/g Access Point
Power : AC 120V / 60Hz
Model : WASP5100
Memo : 802.11a TX 5745MHz

: High Gain Omni Directional

	Freq	Level	Over	Limit	Antenna	Preamp	Cable	Remark	Ant	Table
	MHz	dBuV/m	Limit	dBuV/m	Factor	Factor	Loss		Pos	Pos
			dB		dB/m	dB	dB		cm	deg
1 @	5124.00	67.50	-6.50	74.00	33.69	45.89	4.99	Peak	---	---
2 @	5124.00	46.57	-7.43	54.00	33.69	45.89	4.99	Average	---	---
3 @	5358.00	67.07	-6.93	74.00	33.99	46.19	5.14	Peak	---	---
4 @	5358.00	46.39	-7.61	54.00	33.99	46.19	5.14	Average	---	---
5 @ X	5742.00	116.67			33.86	46.64	5.42	Peak	---	---
6 @ X	5742.00	106.48			33.86	46.64	5.42	Average	---	---

Remark:

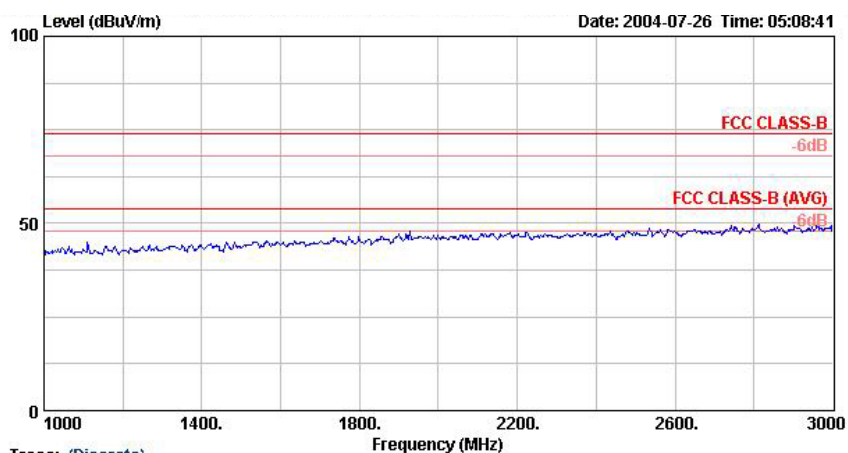
The "X" represent a fundamental frequency.

Frequency from 7GHz to 40GHz, the emission emitted by the EUT is too low to be measured.

Test Mode: 802.11a TX 5785MHz

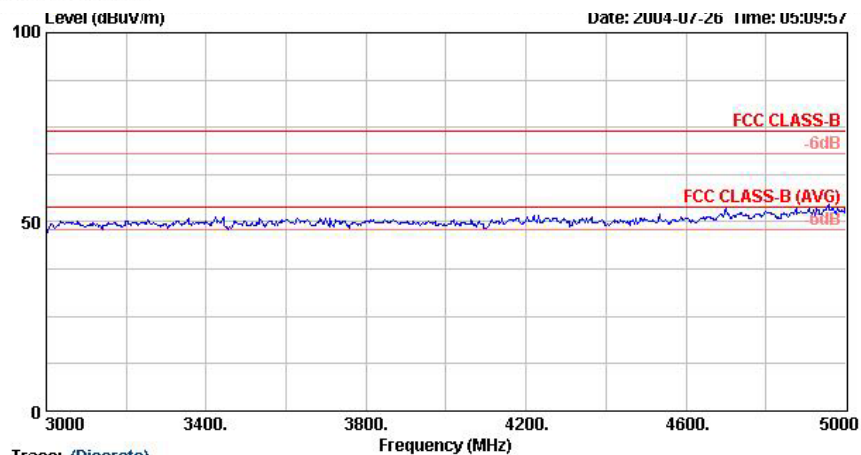
- Test Distance : 3 m
- Temperature : 25.3 °C
- Relative Humidity :53.5 %
- Emission level (dBuV/m) = 20 log Emission level (uV/m)
- Corrected Reading : Probe Factor + Cable Loss + Read Level - Preamp Factor = Level

■ The test that passed at minimum margin was marked by the frame in the following table.



Site : 03CH06
 Condition : FCC CLASS-B 3m HF-HORN AH-118 HORIZONTAL
 EUT : 802.11a/b/g Access Point
 Power : AC 120V / 60Hz
 Model : WASP5100
 Memo : 802.11a TX 5785MHz

: High Gain Omni Directional

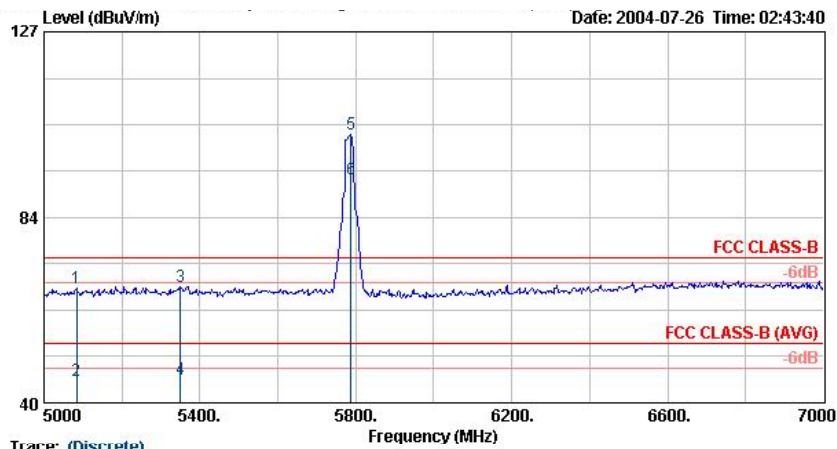


Site : 03CH06
 Condition : FCC CLASS-B 3m HF-HORN AH-118 HORIZONTAL
 EUT : 802.11a/b/g Access Point
 Power : AC 120V / 60Hz
 Model : WASP5100
 Memo : 802.11a TX 5785MHz

: High Gain Omni Directional

FCC TEST REPORT

Report No. :F471907



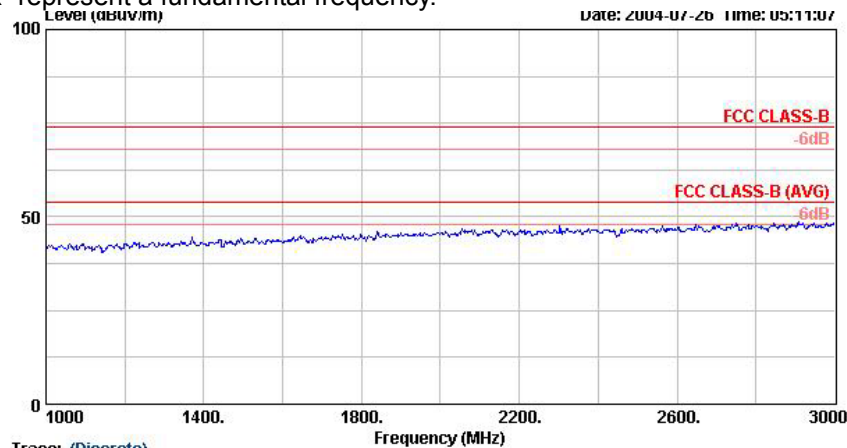
Site : 03CH06
 Condition : FCC CLASS-B 3m HF-HORN AH-118 HORIZONTAL
 EUT : 802.11a/b/g Access Point
 Power : AC 120V / 60Hz
 Model : WASP5100
 Memo : 802.11a TX 5785MHz

: High Gain Omni Directional

	Freq	Level	Over	Limit	Antenna	Preamp	Cable	Remark	Ant	Table
	MHz	dBuV/m	dB	dBuV/m	dB/m	dB	dB		cm	deg
1 @	5084.00	66.85	-7.15	74.00	33.62	45.82	4.96	Peak	---	---
2 @	5084.00	45.24	-8.76	54.00	33.62	45.82	4.96	Average	---	---
3 @	5350.00	67.15	-6.85	74.00	33.99	46.19	5.14	Peak	---	---
4 @	5350.00	45.48	-8.52	54.00	33.99	46.19	5.14	Average	---	---
5 @ X	5785.00	102.99			33.79	46.69	5.45	Peak	---	---
6 @ X	5785.00	92.45			33.79	46.69	5.45	Average	---	---

Remark:

The "X" represent a fundamental frequency.



Site : 03CH06
 Condition : FCC CLASS-B 3m HF-HORN AH-118 VERTICAL
 EUT : 802.11a/b/g Access Point
 Power : AC 120V / 60Hz
 Model : WASP5100
 Memo : 802.11a TX 5785MHz

: High Gain Omni Directional

SPORTON International Inc.

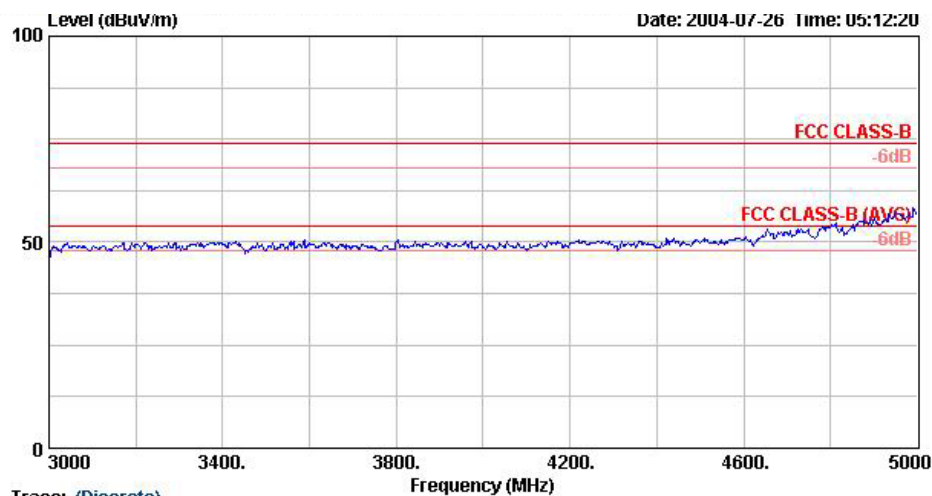
TEL : 886-2-2696-2468

FAX : 886-2-2696-2255

FCC ID : H9PWSAP5100

Page No. : 251 of 289

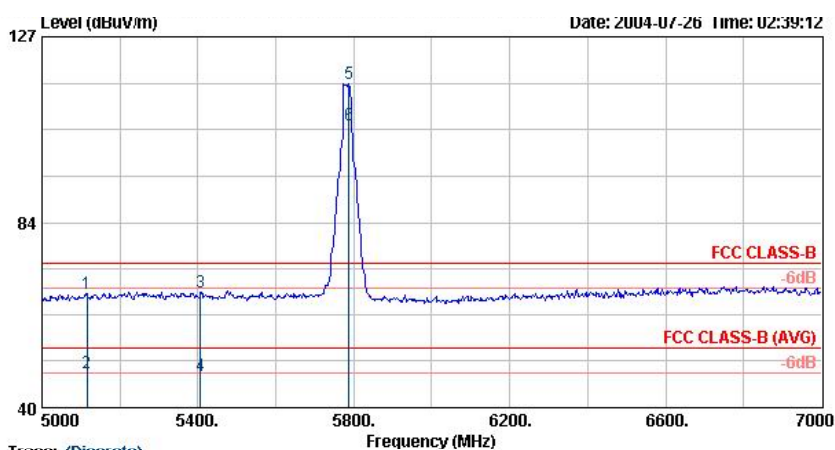
Issued Date : Aug. 12, 2004



Trace: (Discrete)

Site : 03CH06
 Condition : FCC CLASS-B 3m HF-HORN AH-118 VERTICAL
 EUT : 802.11a/b/g Access Point
 Power : AC 120V / 60Hz
 Model : WASP5100
 Memo : 802.11a TX 5785MHz

: High Gain Omni Directional



Trace: (Discrete)

Site : 03CH06
 Condition : FCC CLASS-B 3m HF-HORN AH-118 VERTICAL
 EUT : 802.11a/b/g Access Point
 Power : AC 120V / 60Hz
 Model : WASP5100
 Memo : 802.11a TX 5785MHz

: High Gain Omni Directional

	Freq	Level	Over	Limit	Antenna	Preamp	Cable		Ant	Table
	MHz	dBuV/m	Limit	Line	Factor	Factor	Loss	Remark	Pos	Pos
			dB	dBuV/m	dB/m	dB	dB		cm	deg
1 @	5116.00	66.91	-7.09	74.00	33.66	45.86	4.98	Peak	---	---
2 @	5116.00	48.12	-5.88	54.00	33.66	45.86	4.98	Average	---	---
3 @	5406.00	67.11	-6.89	74.00	34.06	46.26	5.17	Peak	---	---
4 @	5406.00	47.45	-6.55	54.00	34.06	46.26	5.17	Average	---	---
5 @ X	5788.00	116.13			33.79	46.69	5.45	Peak	---	---
6 @ X	5788.00	106.15			33.79	46.69	5.45	Average	---	---

Remark:

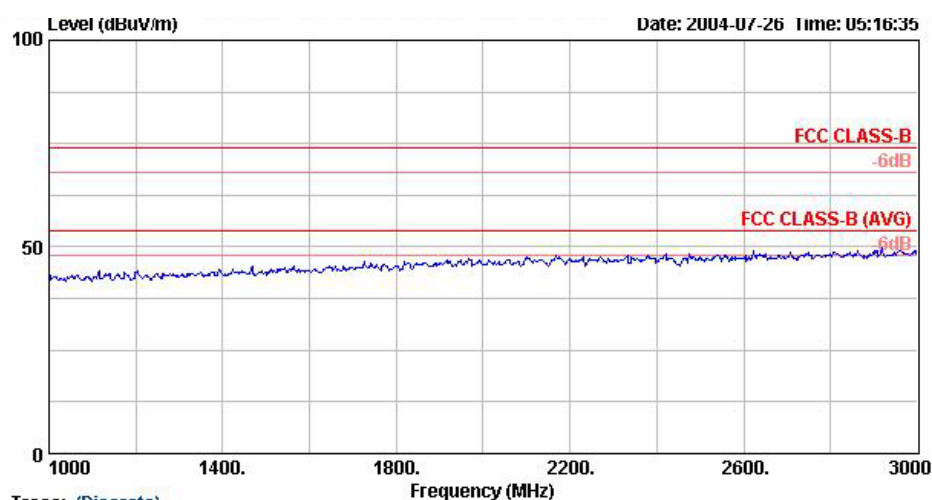
The "X" represent a fundamental frequency.

Frequency from 7GHz to 40GHz, the emission emitted by the EUT is too low to be measured.

Test Mode: 802.11a TX 5825MHz

- Test Distance : 3 m
- Temperature : 25.3 °C
- Relative Humidity :53.5 %
- Emission level (dBuV/m) = 20 log Emission level (uV/m)
- Corrected Reading : Probe Factor + Cable Loss + Read Level - Preamplifier Factor = Level

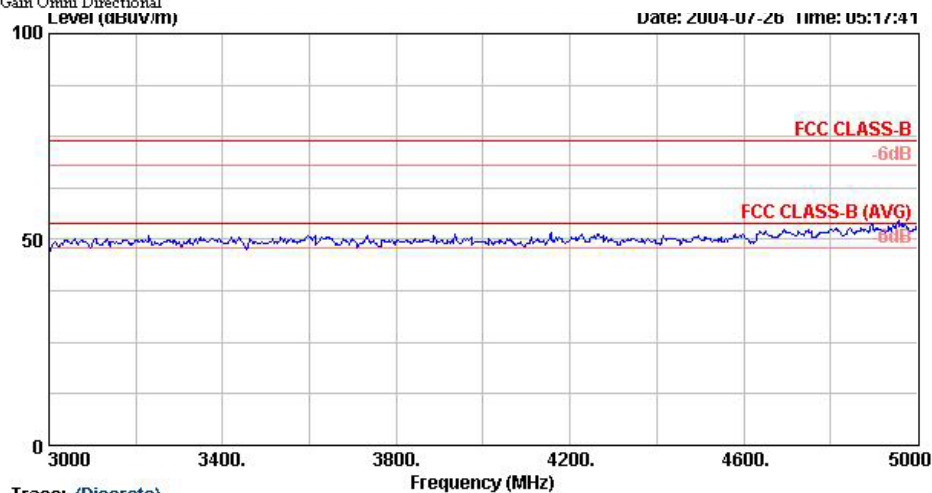
■ The test that passed at minimum margin was marked by the frame in the following table.



Trace: (Discrete)

Site : 03CH06
 Condition : FCC CLASS-B 3m HF-HORN AH-118 HORIZONTAL
 EUT : 802.11a/b/g Access Point
 Power : AC 120V / 60Hz
 Model : WASP5100
 Memo : 802.11a TX 5825MHz

: High Gain Omni Directional



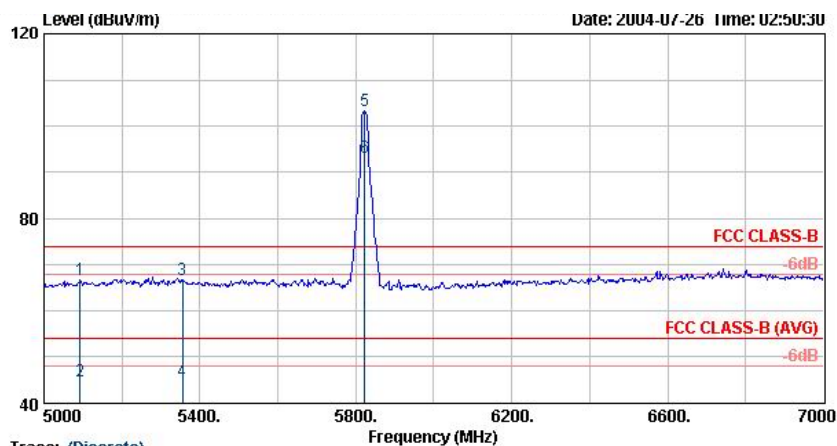
Trace: (Discrete)

Site : 03CH06
 Condition : FCC CLASS-B 3m HF-HORN AH-118 HORIZONTAL
 EUT : 802.11a/b/g Access Point
 Power : AC 120V / 60Hz
 Model : WASP5100
 Memo : 802.11a TX 5825MHz

: High Gain Omni Directional

FCC TEST REPORT

Report No. :F471907



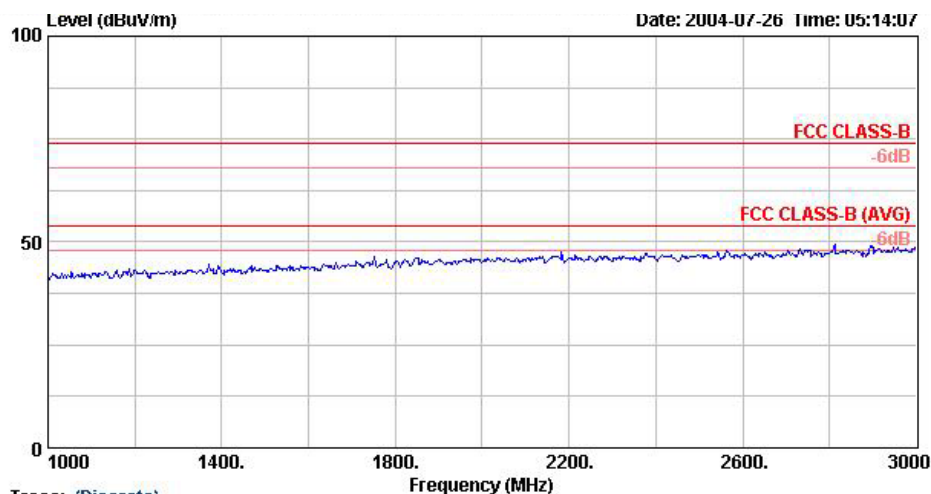
Site : 03CH06
 Condition : FCC CLASS-B 3m HF-HORN AH-118 HORIZONTAL
 EUT : 802.11a/b/g Access Point
 Power : AC 120V / 60Hz
 Model : WASP5100
 Memo : 802.11a TX 5825MHz

: High Gain Omni Directional

	Freq	Level	Over	Limit	Antenna	Preamp	Cable	Remark	Ant	Table
	MHz	dBuV/m	Limit	Line	Factor	Factor	Loss		Pos	Pos
			dB	dBuV/m	dB/m	dB	dB		cm	deg
1 @	5092.00	66.64	-7.36	74.00	33.64	45.84	4.97	Peak	---	---
2 @	5092.00	44.77	-9.23	54.00	33.64	45.84	4.97	Average	---	---
3 @	5356.00	66.83	-7.17	74.00	33.99	46.19	5.14	Peak	---	---
4 @	5356.00	44.81	-9.19	54.00	33.99	46.19	5.14	Average	---	---
5 @ X	5822.00	103.36			33.74	46.73	5.48	Peak	---	---
6 @ X	5822.00	93.15			33.74	46.73	5.48	Average	---	---

Remark:

The "X" represent a fundamental frequency.



Site : 03CH06
 Condition : FCC CLASS-B 3m HF-HORN AH-118 VERTICAL
 EUT : 802.11a/b/g Access Point
 Power : AC 120V / 60Hz
 Model : WASP5100
 Memo : 802.11a TX 5825MHz

: High Gain Omni Directional

SPORTON International Inc.

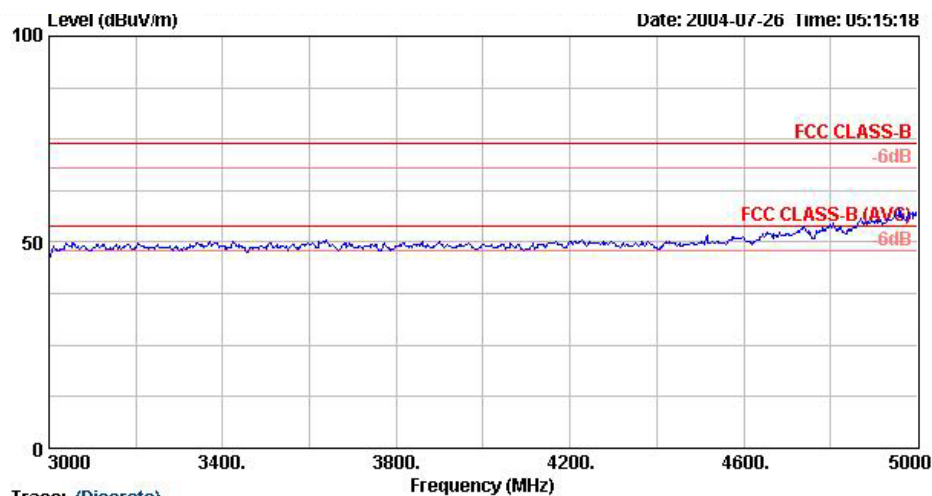
TEL : 886-2-2696-2468

FAX : 886-2-2696-2255

FCC ID : H9PWSAP5100

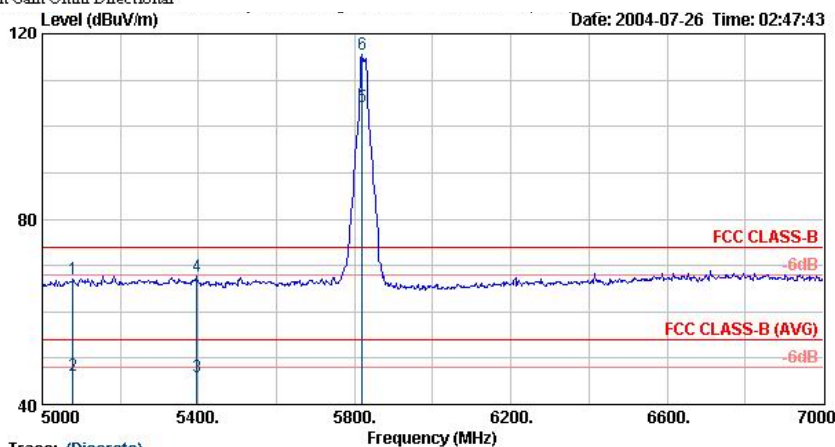
Page No. : 254 of 289

Issued Date : Aug. 12, 2004



Site : 03CH06
 Condition : FCC CLASS-B 3m HF-HORN AH-118 VERTICAL
 EUT : 802.11a/b/g Access Point
 Power : AC 120V / 60Hz
 Model : WASP5100
 Memo : 802.11a TX 5825MHz

: High Gain Omni Directional



Site : 03CH06
 Condition : FCC CLASS-B 3m HF-HORN AH-118 VERTICAL
 EUT : 802.11a/b/g Access Point
 Power : AC 120V / 60Hz
 Model : WASP5100
 Memo : 802.11a TX 5825MHz

: High Gain Omni Directional

	Freq	Level	Over	Limit	Antenna	Preamp	Cable		Ant	Table
	MHz	dBuV/m	Limit	Line	Factor	Factor	Loss	Remark	Pos	Pos
			dB	dBuV/m	dB/m	dB	dB		cm	deg
1 @	5078.00	67.08	-6.92	74.00	33.62	45.82	4.96	Peak	---	---
2 @	5078.00	46.21	-7.79	54.00	33.62	45.82	4.96	Average	---	---
3 @	5396.00	45.97	-8.03	54.00	34.06	46.26	5.17	Average	---	---
4 @	5396.00	67.60	-6.40	74.00	34.06	46.26	5.17	Peak	---	---
5 @ X	5820.00	104.12			33.74	46.73	5.48	Average	---	---
6 @ X	5820.00	115.60			33.74	46.73	5.48	Peak	---	---

Remark:

The "X" represent a fundamental frequency.

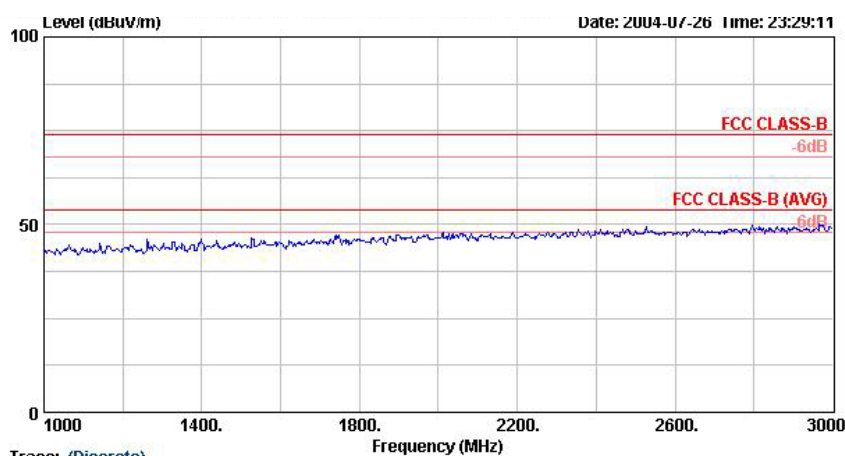
Frequency from 7GHz to 40GHz, the emission emitted by the EUT is too low to be measured.

7.4.8 Antenna 8

Test Mode: 802.11a TX 5745MHz

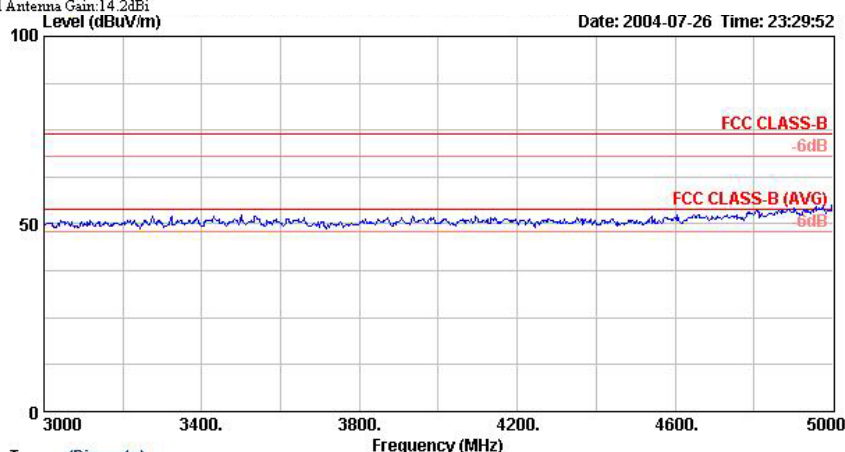
- Test Distance : 3 m
- Temperature : 25.3 °C
- Relative Humidity :53.5 %
- Emission level (dBuV/m) = 20 log Emission level (uV/m)
- Corrected Reading : Probe Factor + Cable Loss + Read Level - Preamp Factor = Level

■ The test that passed at minimum margin was marked by the frame in the following table.



Trace: (Discrete)

Site : 03CH06
Condition : FCC CLASS-B 3m HF-HORN AH-118 HORIZONTAL
EUT : 802.11a/b/g Access Point
Power : AC 120v / 60Hz
Model : WASP5100
Memo : 802.11a TX 5745MHz
Panel Antenna Gain:14.2dBi

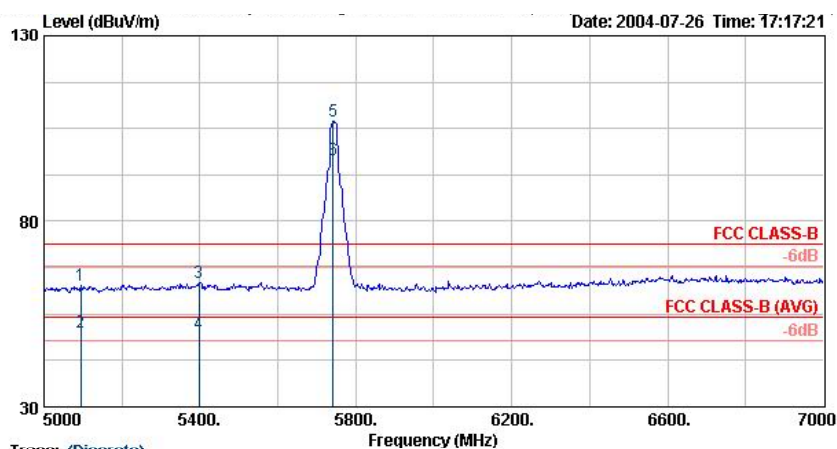


Trace: (Discrete)

Site : 03CH06
Condition : FCC CLASS-B 3m HF-HORN AH-118 HORIZONTAL
EUT : 802.11a/b/g Access Point
Power : AC 120v / 60Hz
Model : WASP5100
Memo : 802.11a TX 5745MHz
Panel Antenna Gain:14.2dBi

FCC TEST REPORT

Report No. :F471907

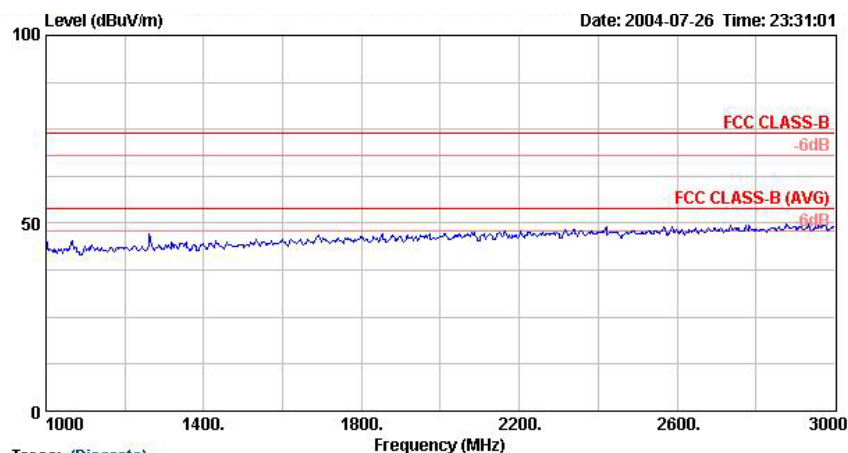


Site : 03CH06
 Condition : FCC CLASS-B 3m HF-HORN AH-118 HORIZONTAL
 EUT : 802.11a/b/g Access Point
 Power : AC 120v / 60Hz
 Model : WASP5100
 Memo : 802.11a TX 5745MHz
 Panel Antenna Gain:14.2dBi

	Freq	Level	Over	Limit	Antenna	Preamp	Cable	Remark	Ant	Table
	MHz	dBuV/m	Limit	Line	Factor	Factor	Loss		Pos	Pos
			dB	dBuV/m	dB/m	dB	dB		cm	deg
1 @	5094.00	62.54	-11.46	74.00	33.64	45.84	4.97	Peak	---	---
2 @	5094.00	49.92	-4.08	54.00	33.64	45.84	4.97	Average	---	---
3 @	5398.00	63.41	-10.59	74.00	34.06	46.26	5.17	Peak	---	---
4 @	5398.00	49.54	-4.46	54.00	34.06	46.26	5.17	Average	---	---
5 @ X	5742.00	106.89			33.86	46.64	5.42	Peak	---	---
6 @ X	5742.00	96.54			33.86	46.64	5.42	Average	---	---

Remark:

The "X" represent a fundamental frequency.



Site : 03CH06
 Condition : FCC CLASS-B 3m HF-HORN AH-118 VERTICAL
 EUT : 802.11a/b/g Access Point
 Power : AC 120v / 60Hz
 Model : WASP5100
 Memo : 802.11a TX 5745MHz
 Panel Antenna Gain:14.2dBi

SPORTON International Inc.

TEL : 886-2-2696-2468

FAX : 886-2-2696-2255

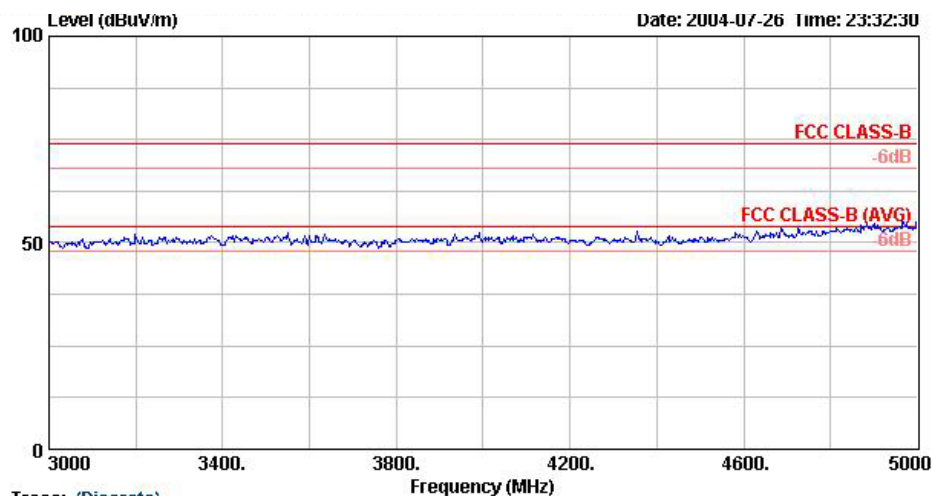
FCC ID : H9PWSAP5100

Page No. : 257 of 289

Issued Date : Aug. 12, 2004

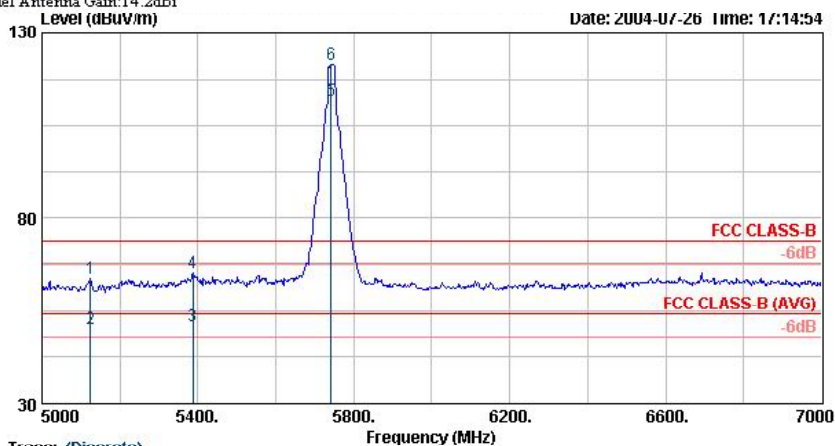
FCC TEST REPORT

Report No. :F471907



Trace: (Discrete)

Site : 03CH06
 Condition : FCC CLASS-B 3m HF-HORN AH-118 VERTICAL
 EUT : 802.11a/b/g Access Point
 Power : AC 120v / 60Hz
 Model : WASP5100
 Memo : 802.11a TX 5745MHz
 : Panel Antenna Gain:14.2dBi



Trace: (Discrete)

Site : 03CH06
 Condition : FCC CLASS-B 3m HF-HORN AH-118 VERTICAL
 EUT : 802.11a/b/g Access Point
 Power : AC 120v / 60Hz
 Model : WASP5100
 Memo : 802.11a TX 5745MHz
 : Panel Antenna Gain:14.2dBi

	Freq	Level	Over	Limit	Antenna	Preamp	Cable	Remark	Ant	Table
	MHz	dBuV/m	Limit	Line	Factor	Factor	Loss		Pos	Pos
			dB	dBuV/m	dB/m	dB	dB		cm	deg
1 @	5124.00	63.82	-10.18	74.00	33.69	45.89	4.99	Peak	---	---
2 @	5124.00	50.15	-3.85	54.00	33.69	45.89	4.99	Average	---	---
3 @	5388.00	50.87	-3.13	54.00	34.04	46.24	5.16	Average	---	---
4 @	5388.00	65.31	-8.69	74.00	34.04	46.24	5.16	Peak	---	---
5 @ X	5742.00	111.67			33.86	46.64	5.42	Average	---	---
6 @ X	5742.00	121.49			33.86	46.64	5.42	Peak	---	---

Remark:

The "X" represent a fundamental frequency.

Frequency from 7GHz to 40GHz, the emission emitted by the EUT is too low to be measured.

SPORTON International Inc.

TEL : 886-2-2696-2468

FAX : 886-2-2696-2255

FCC ID : H9PWSAP5100

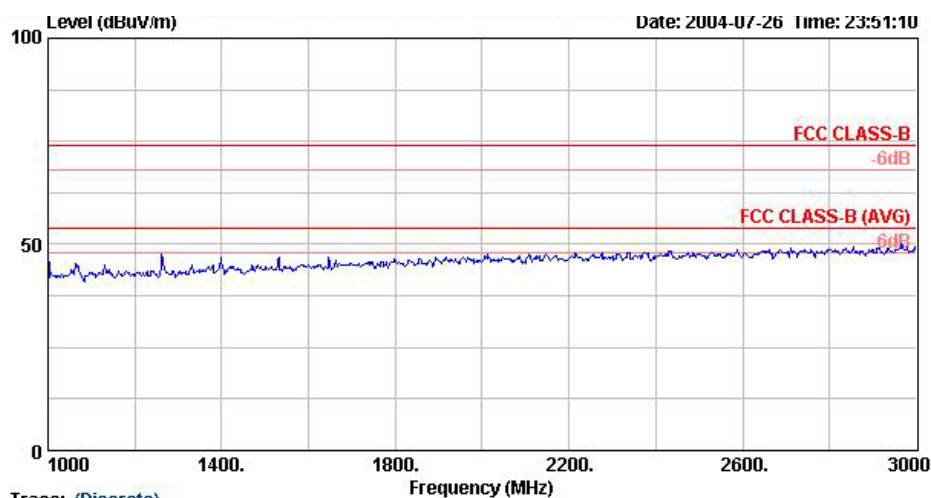
Page No. : 258 of 289

Issued Date : Aug. 12, 2004

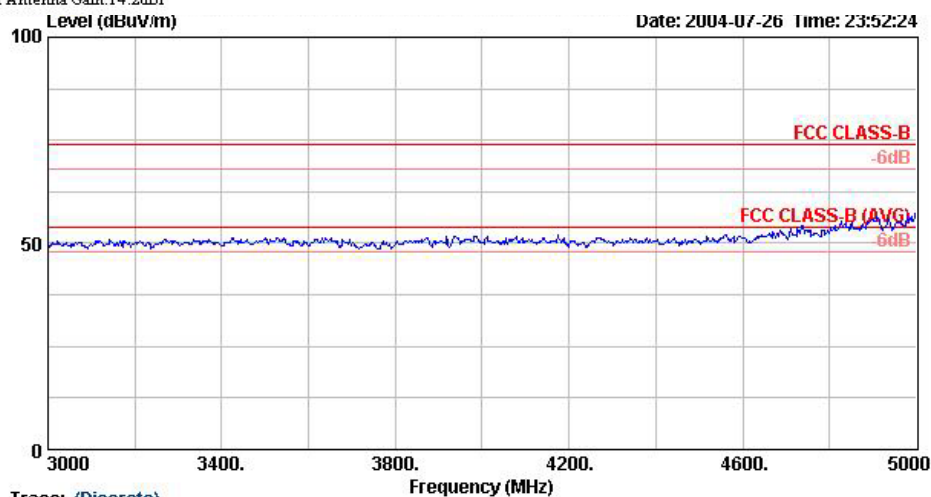
Test Mode: 802.11a TX 5785MHz

- Test Distance : 3 m
- Temperature : 25.3 °C
- Relative Humidity :53.5 %
- Emission level (dBuV/m) = 20 log Emission level (uV/m)
- Corrected Reading : Probe Factor + Cable Loss + Read Level - Preamp Factor = Level

■ The test that passed at minimum margin was marked by the frame in the following table.



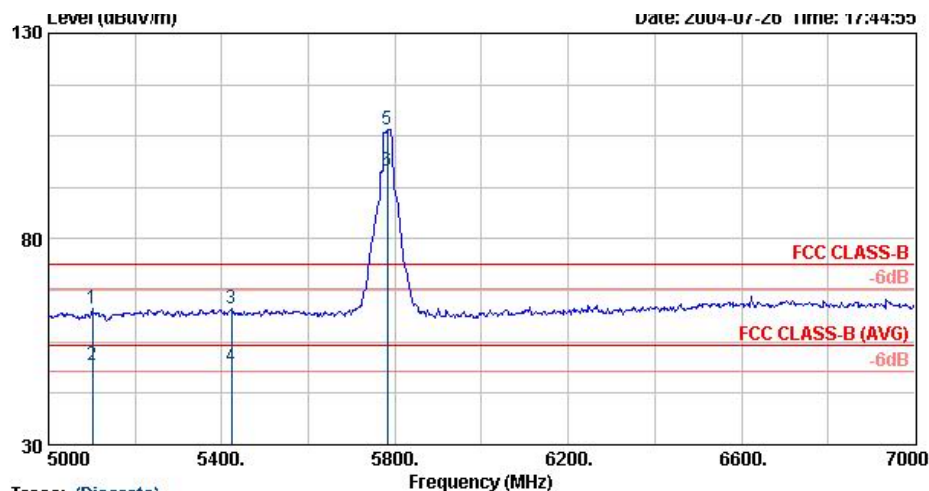
Site : 03CH06
Condition : FCC CLASS-B 3m HF-HORN AH-118 HORIZONTAL
EUT : 802.11a/b/g Access Point
Power : AC 120v / 60Hz
Model : WASP5100
Memo : 802.11a TX 5785MHz
Panel Antenna Gain:14.2dBi



Site : 03CH06
Condition : FCC CLASS-B 3m HF-HORN AH-118 HORIZONTAL
EUT : 802.11a/b/g Access Point
Power : AC 120v / 60Hz
Model : WASP5100
Memo : 802.11a TX 5785MHz
Panel Antenna Gain:14.2dBi

FCC TEST REPORT

Report No. :F471907

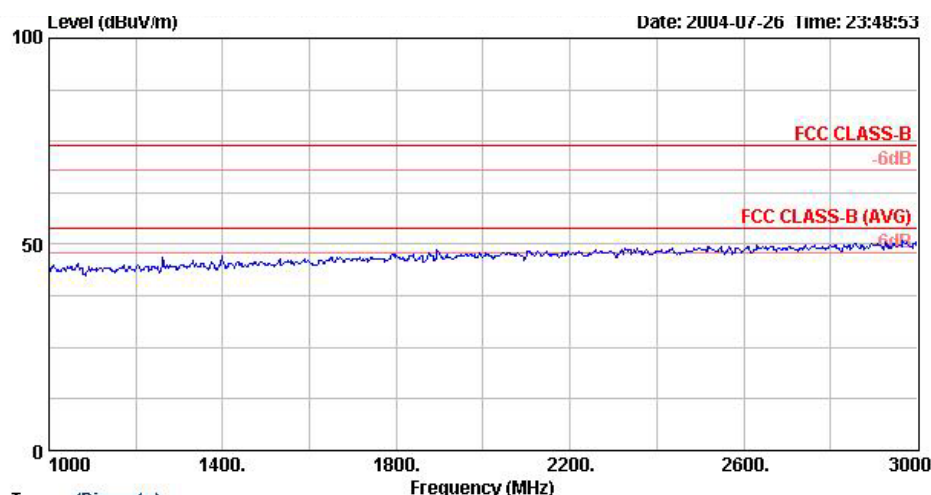


Site : 03CH06
 Condition : FCC CLASS-B 3m HF-HORN AH-118 HORIZONTAL
 EUT : 802.11a/b/g Access Point
 Power : AC 120v / 60Hz
 Model : WASP5100
 Memo : 802.11a TX 5785MHz
 : Panel Antenna Gain:14.2dBi

	Freq	Level	Over	Limit	Antenna	Preamp	Cable	Remark	Ant	Table
	MHz	dBuV/m	Limit	dB	Line	Factor	Loss		Pos	Pos
					Factor				cm	deg
1 @	5102.00	63.14	-10.86	74.00	33.64	45.84	4.97	Peak	---	---
2 @	5102.00	49.15	-4.85	54.00	33.64	45.84	4.97	Average	---	---
3 @	5422.00	63.11	-10.89	74.00	34.08	46.28	5.19	Peak	---	---
4 @	5422.00	49.12	-4.88	54.00	34.08	46.28	5.19	Average	---	---
5 @ X	5782.00	106.55			33.81	46.68	5.44	Peak	---	---
6 @ X	5782.00	96.45			33.81	46.68	5.44	Average	---	---

Remark:

The "X" represent a fundamental frequency.



Site : 03CH06
 Condition : FCC CLASS-B 3m HF-HORN AH-118 VERTICAL
 EUT : 802.11a/b/g Access Point
 Power : AC 120v / 60Hz
 Model : WASP5100
 Memo : 802.11a TX 5785MHz
 : Panel Antenna Gain:14.2dBi

SPORTON International Inc.

TEL : 886-2-2696-2468

FAX : 886-2-2696-2255

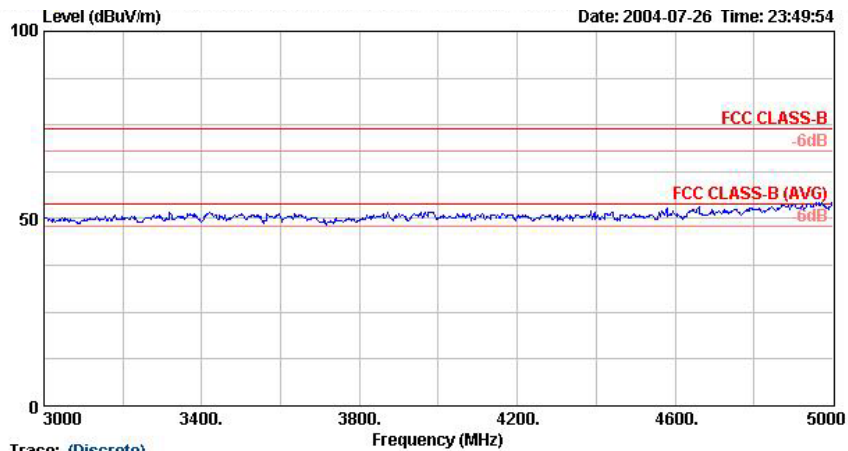
FCC ID : H9PWSAP5100

Page No. : 260 of 289

Issued Date : Aug. 12, 2004

FCC TEST REPORT

Report No. :F471907



Trace: (Discrete)

Site : 03CH06

Condition : FCC CLASS-B 3m HF-HORN AH-118 VERTICAL

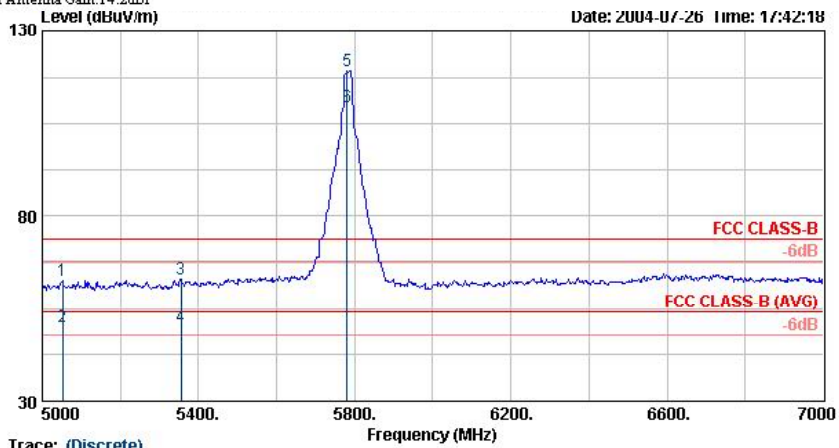
EUT : 802.11a/b/g Access Point

Power : AC 120v / 60Hz

Model : WASP5100

Memo : 802.11a TX 5785MHz

Panel Antenna Gain:14.2dBi



Trace: (Discrete)

Site : 03CH06

Condition : FCC CLASS-B 3m HF-HORN AH-118 VERTICAL

EUT : 802.11a/b/g Access Point

Power : AC 120v / 60Hz

Model : WASP5100

Memo : 802.11a TX 5785MHz

Panel Antenna Gain:14.2dBi

	Freq	Level	Over Limit	Antenna Line	Antenna Factor	Preamp Factor	Cable Loss	Remark	Ant Pos	Table Pos
	MHz	dBuV/m	dB	dBuV/m	dB/m	dB	dB		cm	deg
1 @	5052.00	62.72	-11.28	74.00	33.57	45.77	4.93	Peak	---	---
2 @	5052.00	50.21	-3.79	54.00	33.57	45.77	4.93	Average	---	---
3 @	5356.00	63.20	-10.80	74.00	33.99	46.19	5.14	Peak	---	---
4 @	5356.00	50.15	-3.85	54.00	33.99	46.19	5.14	Average	---	---
5 @ X	5780.00	119.25			33.81	46.68	5.44	Peak	---	---
6 @ X	5780.00	109.45			33.81	46.68	5.44	Average	---	---

Remark:

The "X" represent a fundamental frequency.

Frequency from 7GHz to 40GHz, the emission emitted by the EUT is too low to be measured.