

TEST SETUP PHOTOGRAPHS

Conducted Emissions Front View-Powered by 24V POE




Conducted Emissions Side View-Powered by 24V POE



Conducted Emissions Front View- Powered by 802.3af POE




Conducted Emissions Side View- Powered by 802.3af POE



Radiated Emission 9k-30MHz Parallel View-Powered by 24V POE




Radiated Emission 9k-30MHz Perpendicular View-Powered by 24V POE




Radiated Emission 9k-30MHz Ground-parallel View-Powered by 24V POE



Radiated Emission 30M-1GHz View-Powered by 24V POE




Radiated Emission 9k-30MHz Parallel View- Powered by 802.3af POE




Radiated Emission 9k-30MHz Perpendicular View- Powered by 802.3af POE




Radiated Emission 9k-30MHz Ground-parallel View- Powered by 802.3af POE




Radiated Emission 30M-1GHz View- Powered by 802.3af POE



Radiated Emission 1-18GHz View



Radiated Emission 18-26.5GHz View



Radiated Emission 26.5-40GHz View

