



APPENDIX F: DUT ANTENNA DIAGRAM & SAR TEST SETUP PHOTOGRAPHS

FCC ID ZNFQ720AM		SAR EVALUATION REPORT		Approved by: Quality Manager
Test Dates: 07/08/19 - 07/19/19	DUT Type: Portable Handset	APPENDIX F: Page 1 of 13		

Note: Exact antenna dimensions and separation distances are shown in the Technical Descriptions in the FCC Filing.

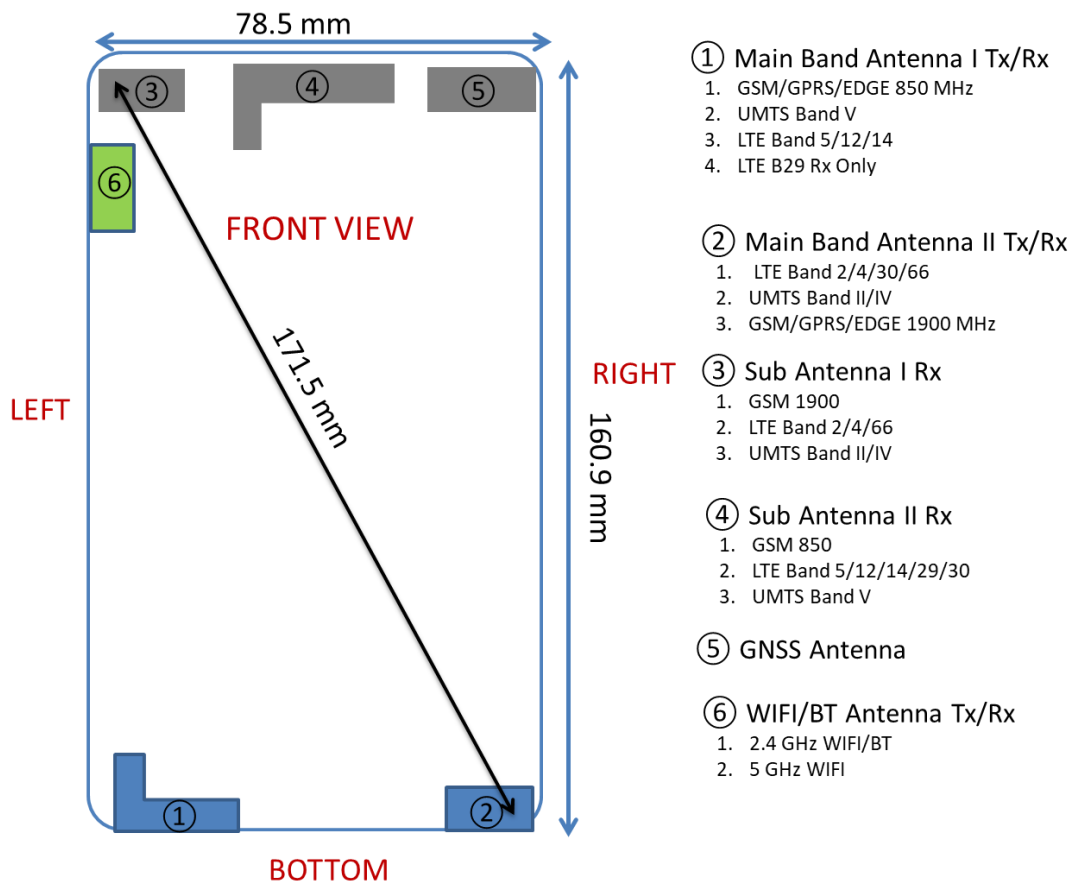




Figure F-1
DUT Antenna Locations

FCC ID ZNFQ720AM		SAR EVALUATION REPORT		Approved by: Quality Manager
Test Dates: 07/08/19 - 07/19/19	DUT Type: Portable Handset			APPENDIX F: Page 2 of 13

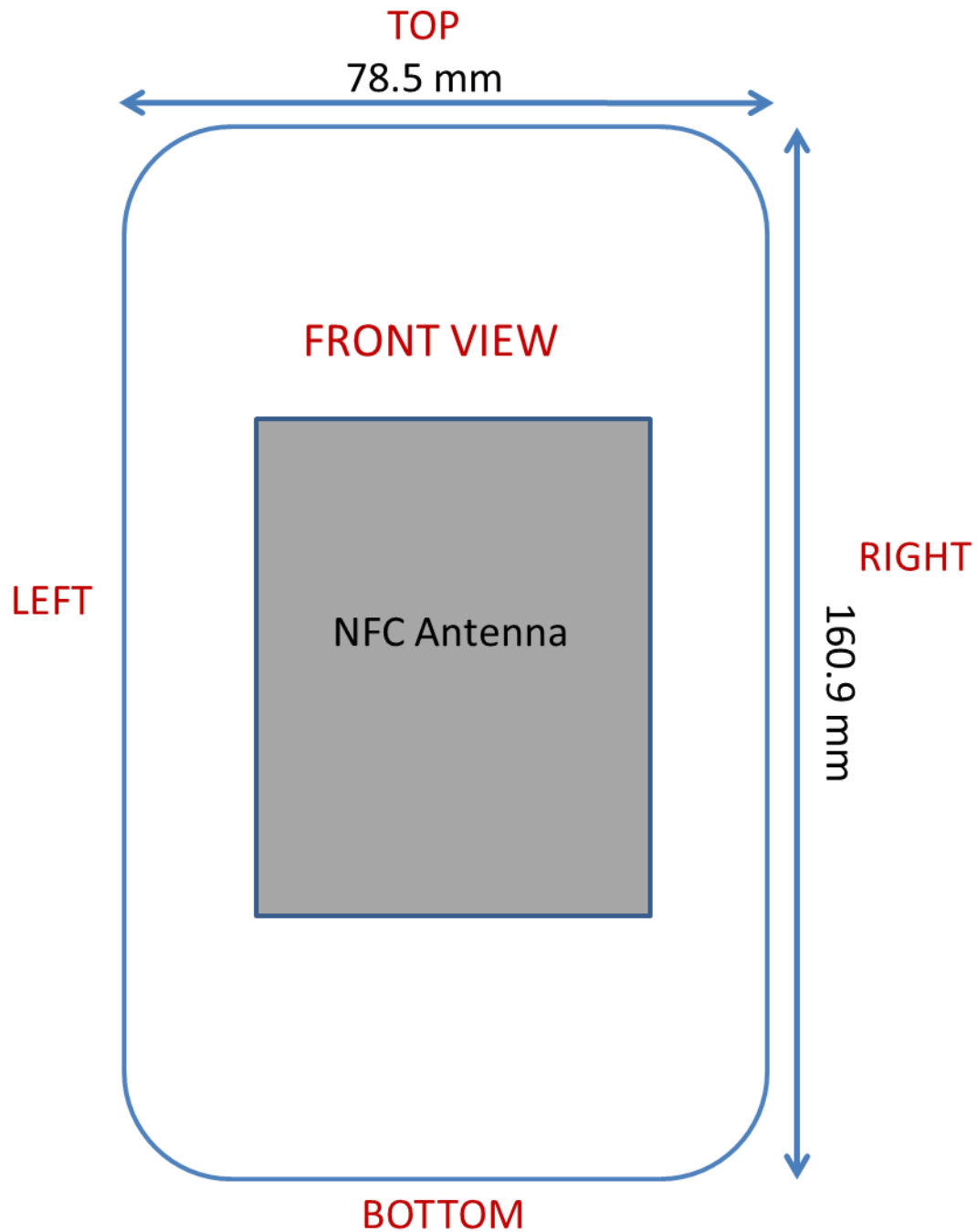






Figure F-2
NFC Antenna Locations



FCC ID ZNFQ720AM		SAR EVALUATION REPORT		Approved by: Quality Manager
Test Dates: 07/08/19 - 07/19/19	DUT Type: Portable Handset			APPENDIX F: Page 3 of 13




SAR Test Setup Photo 1 – Right Cheek




SAR Test Setup Photo 2 – Right Tilt



FCC ID ZNFQ720AM		SAR EVALUATION REPORT		Approved by: Quality Manager
Test Dates: 07/08/19 - 07/19/19	DUT Type: Portable Handset			APPENDIX F: Page 4 of 13




SAR Test Setup Photo 3 – Left Cheek




SAR Test Setup Photo 4 – Left Tilt



FCC ID ZNFQ720AM		SAR EVALUATION REPORT		Approved by: Quality Manager
Test Dates: 07/08/19 - 07/19/19	DUT Type: Portable Handset			APPENDIX F: Page 5 of 13




SAR Test Setup Photo 5 – Back Side at 10mm




SAR Test Setup Photo 6 – Front Side at 10mm



FCC ID ZNFQ720AM		SAR EVALUATION REPORT		Approved by: Quality Manager
Test Dates: 07/08/19 - 07/19/19	DUT Type: Portable Handset			APPENDIX F: Page 6 of 13




SAR Test Setup Photo 7 – Bottom Edge at 10mm




SAR Test Setup Photo 8 – Top Edge at 10mm



FCC ID ZNFQ720AM		SAR EVALUATION REPORT		Approved by: Quality Manager
Test Dates: 07/08/19 - 07/19/19	DUT Type: Portable Handset			APPENDIX F: Page 7 of 13




SAR Test Setup Photo 9 – Left Edge at 10mm




SAR Test Setup Photo 10 – Right Edge at 10mm



FCC ID ZNFQ720AM		SAR EVALUATION REPORT		Approved by: Quality Manager
Test Dates: 07/08/19 - 07/19/19	DUT Type: Portable Handset			APPENDIX F: Page 8 of 13




SAR Test Setup Photo 11 – Right Edge at 0mm



SAR Test Setup Photo 12 – Left Edge at 0mm



FCC ID ZNFQ720AM		SAR EVALUATION REPORT		Approved by: Quality Manager
Test Dates: 07/08/19 - 07/19/19	DUT Type: Portable Handset	APPENDIX F: Page 9 of 13		




SAR Test Setup Photo 13 – Top Edge at 0mm




SAR Test Setup Photo 14 – Bottom Edge at 0mm



FCC ID ZNFQ720AM		SAR EVALUATION REPORT		Approved by: Quality Manager
Test Dates: 07/08/19 - 07/19/19	DUT Type: Portable Handset			APPENDIX F: Page 10 of 13




SAR Test Setup Photo 15 – Back Side at 0mm




SAR Test Setup Photo 16 – Front Side at 0mm



FCC ID ZNFQ720AM	 PCTEST ENGINEERING LABORATORY, INC.	SAR EVALUATION REPORT	 LG	Approved by: Quality Manager
Test Dates: 07/08/19 - 07/19/19	DUT Type: Portable Handset			APPENDIX F: Page 11 of 13



SAR Test Setup Photo 17 –Back Side at 1 mm




SAR Test Setup Photo 18 –Front Side at 1mm



FCC ID ZNFQ720AM		SAR EVALUATION REPORT		Approved by: Quality Manager
Test Dates: 07/08/19 - 07/19/19	DUT Type: Portable Handset			APPENDIX F: Page 12 of 13



SAR Test Setup Photo 19 –Bottom Edge at 3 mm



SAR Test Setup Photo 20 - Horizontal and Vertical Reference Lines

FCC ID ZNFQ720AM		SAR EVALUATION REPORT		Approved by: Quality Manager
Test Dates: 07/08/19 - 07/19/19	DUT Type: Portable Handset			APPENDIX F: Page 13 of 13