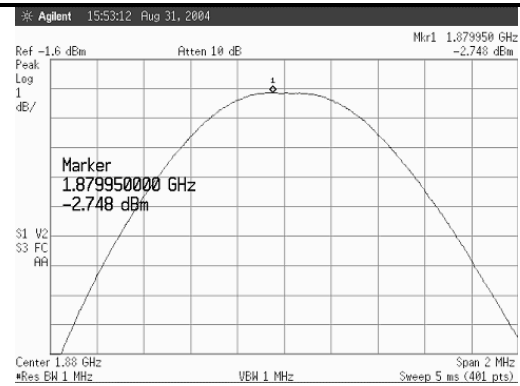
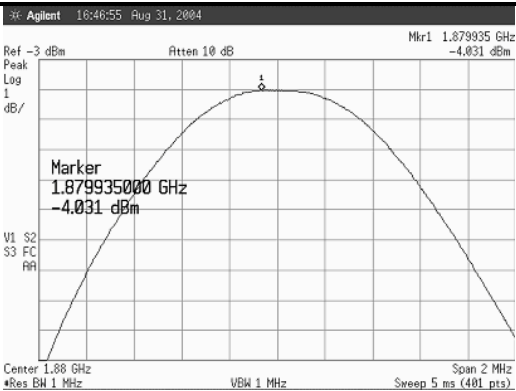


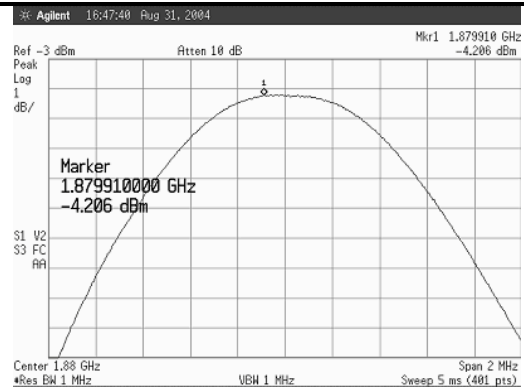
AC750 GPRS Standalone



AC750 GPRS and WLAN



AC750 Standalone



AC750 with Bluetooth



WLAN Standalone



WLAN with AC750



WLAN with AC750



WLAN with Bluetooth

The relative radiated output power measurements are uncorrected free space measurements performed inside the lab. A receiving antenna was connected to the input of the HP E4408B spectrum analyzer via an RF cable and placed on a lab bench approximately 40 cm from the spectrum analyzer. The DUT was placed face up on the lab bench approximately 4 cm from the antenna. The 802.11b WLAN card was first tested in single transmit operation at the mid channel. The peak hold function on the spectrum analyzer was used to get the highest power level and the peak search function was then used to locate and measure the highest level. Subsequently, the co-located PCS GPRS AirCard 750 and then Bluetooth were turned on at the mid channel and the process was repeated. At all times a clear path was maintained between the antenna and the DUT. Due attention was given not to disturb or unduly influence the relative measurement.