




## RADIATED RF MEASUREMENT SETUP

### BELOW 1GHz




### 1-18Gz






18-40GHz



BELOW 30MHz



AC POWER-LINE CONDUCTED EMISSION SETUP

