



Test Report
AIR-AP1572xxx-B-K9

(Where x = model options not effecting the radio module)

FCC ID: LDK102093P


5250-5350 MHz

Antenna Gain = 7dBi

Against the following Specifications:

CFR47 Part 15.407

Cisco Systems
170 West Tasman Drive
San Jose, CA 95134

Test Engineer: 
Date: 6/11/2014



This test report has been electronically authorized and archived using the CISCO Engineering Document Control system.

| | |
|--|----------------|
| SECTION 1: OVERVIEW | 3 |
| 1.1 TEST SUMMARY | 3 |
| SECTION 2: ASSESSMENT INFORMATION | 4 |
| 2.1 GENERAL | 4 |
| 2.2 DATE OF TESTING..... | 5 |
| 2.3 REPORT ISSUE DATE | 5 |
| 2.4 TESTING FACILITIES | 5 |
| 2.5 EQUIPMENT ASSESSED (EUT)..... | 5 |
| 2.6 EUT DESCRIPTION | 6 |
| SECTION 3: SAMPLE DETAILS..... | 8 |
| APPENDIX A: EMISSION TEST RESULTS..... | 9 |
| TARGET MAXIMUM CHANNEL POWER | 9 |
| 99% AND 26dB BANDWIDTH..... | 10 |
| PEAK OUTPUT POWER | 18 |
| POWER SPECTRAL DENSITY..... | 18 |
| CONDUCTED SPURIOUS EMISSIONS | 181 |
| CONDUCTED BANDEDGE EMISSIONS | 497 |
| APPENDIX B: TEST EQUIPMENT/SOFTWARE USED TO PERFORM THE TEST..... | 604 |

Section 1: Overview

1.1 Test Summary

Samples were assessed against the tests detailed in section 3 under the requirements of the following specifications:

| Emission | Immunity |
|-----------------------------|----------|
| CFR47 Part 15.407 RSS210 | N/A |

The specifications listed above represent actual tests performed to demonstrate compliance against the specifications and basic standards listed on the front cover of this report. This list is not a one to one match to the front cover for one or more of the following reasons.

1. Basic standards call up many different test phenomena specifications such as the 61000-4-X series. The basic standards define which elements and levels shall be applied from these specifications and as such it is not appropriate to list the individual specifications on the front cover.
2. A Standard listed on the front cover may be required in a particular country but is not appropriate for the particular technologies included in the equipment under test. E.g. You cannot test a DC product to the mains Harmonics requirements in EN61000-3-2. See section 3.2.
3. Test results against a particular standard or specification may be included in a different test report. See section 3.2 for an EDCS reference of this data.
4. Where appropriate, Cisco may have substituted a later revision of a basic standard to those referenced in the specification on the front sheet of this test report. This decision was based upon improved test methodology and repeatability and/or where the newer revision represented a more stringent test.
5. Where relevant, testing has been carried out to the requirements of both EN and IEC Specifications. This was possible because of the similarities of the test methods involved and the Cisco EMC test procedures.
6. Testing may have been performed to an equivalent test that satisfies the requirements of the standards and specifications listed on the front cover of the report. See section 3.2.
7. Where radiated emissions testing has been performed to EN55022/CISPR22 the additional requirements of VCCI: V- 3/2006.04, EN55022: 1994 +A1/2 and CAN/CSA- CISPR 22-02 have also been evaluated unless otherwise stated.
8. Testing to the requirements of CFR47 Part 15 was performed against the CISPR22 limits. The results are therefore deemed satisfactory evidence of compliance with Industry Canada Interference Causing Equipment Standard ICES-003.
9. Where assessment has been performed to CISPR24, all the applicable test requirements may have not been covered. Refer to the results section for the tests performed.

Notes:

- 1) Where a specification listed on the front cover of this report has deviations from the basic standards listed above, the additional technical requirements of the specification were also assessed.
- 2) Where appropriate, Cisco may have substituted a later revision of a basic standard to those referenced in the specification on the front sheet of this test report. This decision was based upon improved test methodology and repeatability and/or where the newer revision represented a more stringent test.
- 3) Where relevant, testing has been carried out to the requirements of both EN and IEC Specifications. This was possible because of the similarities of the test methods involved and the Cisco EMC test procedures.



Section 2: Assessment Information

2.1 General

This report contains an assessment of an apparatus against Electromagnetic Compatibility Standards based upon tests carried out on the samples submitted. The testing was performed by and for the use of Cisco systems Inc:

With regard to this assessment, the following points should be noted:

- a) The results contained in this report relate only to the items tested and were obtained in the period between the date of the initial assessment and the date of issue of the report. Manufactured products will not necessarily give identical results due to production and measurement tolerances.
- b) The apparatus was set up and exercised using the configuration and modes of operation defined in this report only.
- c) Where relevant, the apparatus was only assessed using the susceptibility criteria defined in this report and the Test Assessment Plan (TAP).
- d) All testing was performed under the following environmental conditions:

| | |
|----------------------|--------------------------------------|
| Temperature | 15°C to 35°C (54°F to 95°F) |
| Atmospheric Pressure | 860mbar to 1060mbar (25.4" to 31.3") |
| Humidity | 10% to 75*% |

*[Where applicable] For ESD testing the humidity limits used were 30% to 60% and for EFT/B tests the humidity limits used were 25% to 75%.
- e) All AC testing was performed at one or more of the following supply voltages:

| |
|---------------------|
| 110V 60 Hz (+/-20%) |
| 220V 50 Hz (+/-20%) |

This report must not be reproduced except in full, without written approval of Cisco Systems.



2.2 Date of testing

14-May-2014

2.3 Report Issue Date

Cisco uses an electronic system to issue, store and control the revision of test reports. This system is called the Engineering Document Control System (EDCS). The actual report issue date is embedded into the original file on EDCS. Any copies of this report, either electronic or paper, that are not on EDCS must be considered uncontrolled

2.4 Testing facilities

This assessment was performed by:

Testing Laboratory

| | |
|-------------------------|-----------------------|
| Cisco Systems, Inc., | Cisco Systems, Inc. |
| 4125 Highlander Parkway | 170 West Tasman Drive |
| Richfield, OH 44286 | San Jose, CA 95134 |
| USA | USA |

Test Engineers

Bud Chiller

2.5 Equipment Assessed (EUT)

AIR-CAP1572E-B-K9



2.6 EUT Description

The AIR-CAP1572E-B-K9 Cisco Aironet 802.11ac Radio Modules support the following modes of operation. The modes are further defined in the radio Theory of Operation. The modes included in this report represent the worst case data for all modes.

Non HT/VHT20, One Antenna, 6 to 54 Mbps
Non HT/VHT20, Two Antennas, 6 to 54 Mbps
Non HT/VHT20, Three Antennas, 6 to 54 Mbps
Non HT/VHT20, Four Antennas, 6 to 54 Mbps

Non HT/VHT20 Beam Forming, Two Antennas, 6 to 54 Mbps
Non HT/VHT20 Beam Forming, Three Antennas, 6 to 54 Mbps
Non HT/VHT20 Beam Forming, Four Antennas, 6 to 54 Mbps

HT/VHT20, One Antenna, M0 to M7, M0.1 to M9.1
HT/VHT20, Two Antennas, M0 to M15, M0.1 to M9.2
HT/VHT20, Three Antennas, M0 to M23, M0.1 to M9.3
HT/VHT20, Four Antennas, M0 to M23, M0.1 to M9.3

HT/VHT20 Beam Forming, Two Antennas, M0 to M15, M0.1 to M9.2
HT/VHT20 Beam Forming, Three Antennas, M0 to M23, M0.1 to M9.3
HT/VHT20 Beam Forming, Four Antennas, M0 to M23, M0.1 to M9.3

HT/VHT20 STBC, Two Antennas, M0 to M7, M0.1 to M9.1
HT/VHT20 STBC, Three Antennas, M0 to M7, M0.1 to M9.1
HT/VHT20 STBC, Four Antennas, M0 to M7, M0.1 to M9.1

Non HT/VHT40 Duplicate, One Antenna, 6 to 54 Mbps
Non HT/VHT40 Duplicate, Two Antennas, 6 to 54 Mbps
Non HT/VHT40 Duplicate, Three Antennas, 6 to 54 Mbps
Non HT/VHT40 Duplicate, Four Antennas, 6 to 54 Mbps

HT/VHT40, One Antenna, M0 to M7, M0.1 to M9.1
HT/VHT40, Two Antennas, M0 to M15, M0.1 to M9.2
HT/VHT40, Three Antennas, M0 to M23, M0.1 to M9.3
HT/VHT40, Four Antennas, M0 to M23, M0.1 to M9.3

HT/VHT40 Beam Forming, Two Antennas, M0 to M15, M0.1 to M9.2
HT/VHT40 Beam Forming, Three Antennas, M0 to M23, M0.1 to M9.3
HT/VHT40 Beam Forming, Four Antennas, M0 to M23, M0.1 to M9.3

HT/VHT40 STBC, Two Antennas, M0 to M7, M0.1 to M9.1
HT/VHT40 STBC, Three Antennas, M0 to M7, M0.1 to M9.1
HT/VHT40 STBC, Four Antennas, M0 to M7, M0.1 to M9.1

Non HT/VHT80 Duplicate, One Antenna, 6 to 54 Mbps
Non HT/VHT80 Duplicate, Two Antennas, 6 to 54 Mbps
Non HT/VHT80 Duplicate, Three Antennas, 6 to 54 Mbps
Non HT/VHT80 Duplicate, Four Antennas, 6 to 54 Mbps

HT/VHT80, One Antenna, M0 to M7, M0.1 to M9.1
HT/VHT80, Two Antennas, M0 to M15, M0.1 to M9.2
HT/VHT80, Three Antennas, M0 to M23, M0.1 to M9.3
HT/VHT80, Four Antennas, M0 to M23, M0.1 to M9.3



HT/VHT80 Beam Forming, Two Antennas, M0 to M15, M0.1 to M9.2
 HT/VHT80 Beam Forming, Three Antennas, M0 to M23, M0.1 to M9.3
 HT/VHT80 Beam Forming, Four Antennas, M0 to M23, M0.1 to M9.3

HT/VHT80 STBC, Two Antennas, M0 to M7, M0.1 to M9.1
 HT/VHT80 STBC, Three Antennas, M0 to M7, M0.1 to M9.1
 HT/VHT80 STBC, Four Antennas, M0 to M7, M0.1 to M9.1

The following antennas are supported by this product series.

The data included in this report represent the worst case data for all 7dBi antennas.

| Frequency | Part Number | Antenna Type | Antenna Gain (dBi) | Comment |
|------------------|-------------------|--|--------------------|--------------------------|
| 5 GHz | AIR-ANT5140V-N | 5GHZ Omni | 4 | |
| | AIR-ANT5175V-N | 5GHZ Omni | 7.5 | |
| | AIR-ANT5180V-N | 5GHZ Omni | 8 | |
| | AIR-ANT5114P-N | 5GHz Patch | 14 | |
| | AIR-ANT5114P2M-N | Patch, dual polarized | 14 | |
| Dual Band | AIR-ANT2588P3M-N | Dual Band 3 element DIRECTIONAL | 8 / 8 | |
| | AIR-ANT2547V(G)-N | Dual Band Omni | 4 / 7 | (G) indicates gray color |
| | AIR-ANT2568V(G)-N | Dual Band Omni | 6 / 8 | (G) indicates gray color |
| | AIR-ANT2513P4M-N | Dual-Band Polarization Diverse Patch Array | 13 | |
| | Internal | Omni | 4 / 6 | |



Section 3: Sample Details

Note: Each sample was evaluated to ensure that its condition was suitable to be used as a test sample prior to the commencement of testing.

3.1 Sample Details

| Sample No. | Equipment Details | Part Number | Manufacturer | Hardware Rev. | Firmware Rev. | Software Rev. | Serial Number |
|------------|--------------------|-------------|---------------|---------------|---------------|---------------|---------------|
| S01 | AIR-AP1572EAC-B-K9 | | Cisco Systems | NA | NA | NA | |
| | | | | | | | |

3.2 System Details

| System # | Description | Samples |
|----------|-------------|---------|
| 1 | EUT | S01 |

3.3 Mode of Operation Details

| Mode# | Description | Comments |
|-------|-------------------------|---|
| 1 | Continuous Transmitting | Continuous Transmitting => 98% duty cycle |

All tests in this report were performed as described in ANSI C63.10 and FCC KDB 662911 D01.

Appendix A: Emission Test Results

Testing Laboratory: Cisco Systems, Inc., 4125 Highlander Parkway, Richfield, OH, USA

Supported Channels

| | | |
|--------|------|----|
| UNII-2 | 5260 | 52 |
| | 5280 | 56 |
| | 5300 | 60 |
| | 5320 | 64 |

Target Maximum Channel Power

The following table details the maximum supported Total Channel Power for all operating modes.

| Operating Mode | Maximum Channel Power (dBm) | |
|--|-----------------------------|------|
| | Frequency (MHz) | |
| | 5260 | 5280 |
| Non HT/VHT20, 6 to 54 Mbps | 19 | 19 |
| Non HT/VHT20 Beam Forming, 6 to 54 Mbps | 16 | 16 |
| HT/VHT20, M0 to M23, M0.1 to M9.3 | 19 | 19 |
| HT/VHT20 Beam Forming, M0 to M23, M0.1 to M9.3 | 19 | 19 |
| HT/VHT20 STBC, M0 to M7, M0.1 to M9.1 | 19 | 19 |
| | 5270 | 5310 |
| Non HT/VHT40, 6 to 54 Mbps | 19 | 20 |
| HT/VHT40, M0 to M23, M0.1 to M9.3 | 20 | 20 |
| HT/VHT40 Beam Forming, M0 to M23, M0.1 to M9.3 | 20 | 20 |
| HT/VHT40 STBC, M0 to M7, M0.1 to M9.1 | 20 | 20 |
| | 5290 | |
| Non HT/VHT80, 6 to 54 Mbps | 14 | |
| HT/VHT80, M0 to M23, M0.1 to M9.3 | 18 | |
| HT/VHT80 Beam Forming, M0 to M23, M0.1 to M9.3 | 17 | |
| HT/VHT80 STBC, M0 to M7, M0.1 to M9.1 | 18 | |



99% and 26dB Bandwidth

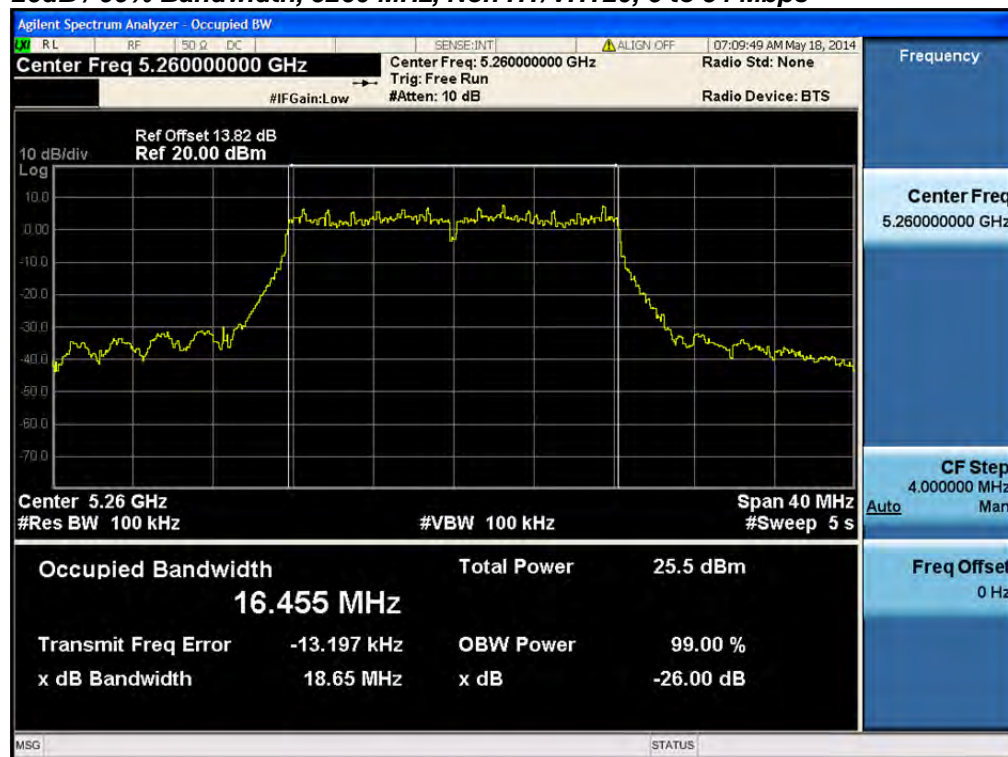
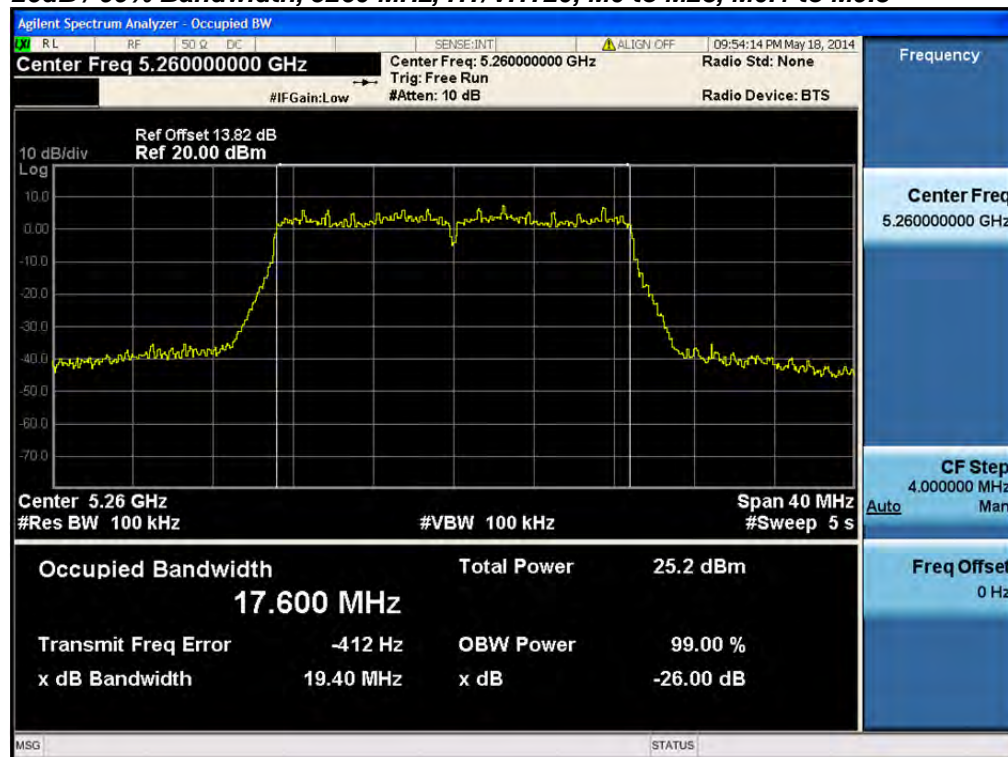
Connect the antenna port(s) to the spectrum analyzer input. Using the spectrum analyzer Channel Bandwidth mode, configure the spectrum analyzer as shown below (enter all losses between the transmitter output and the spectrum analyzer).

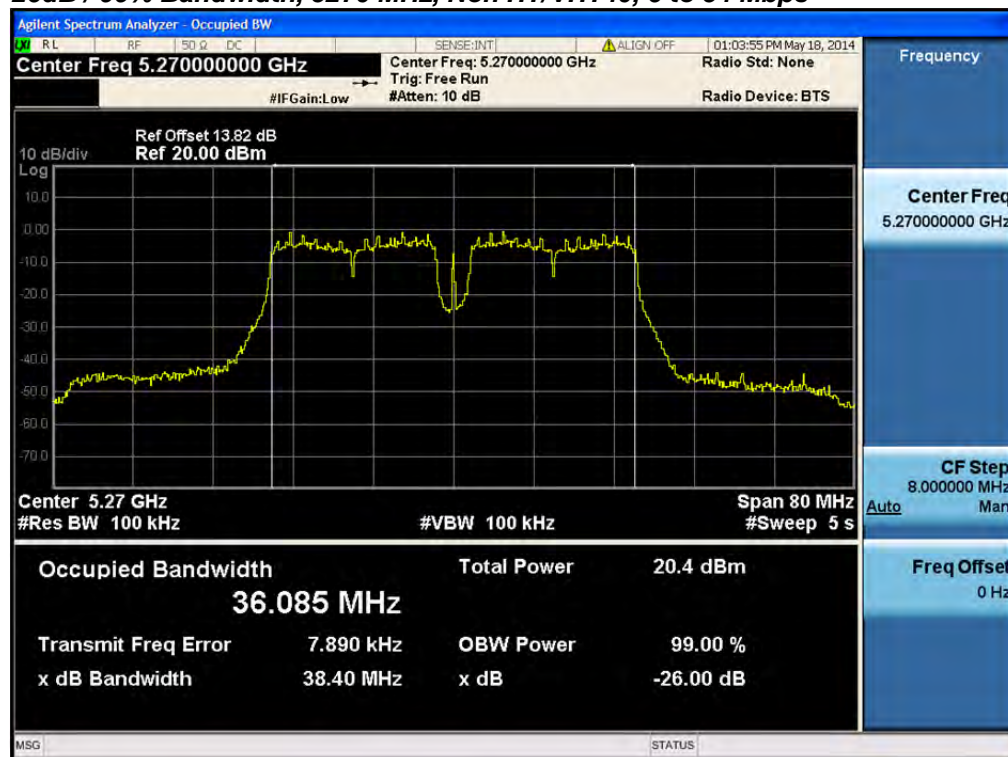
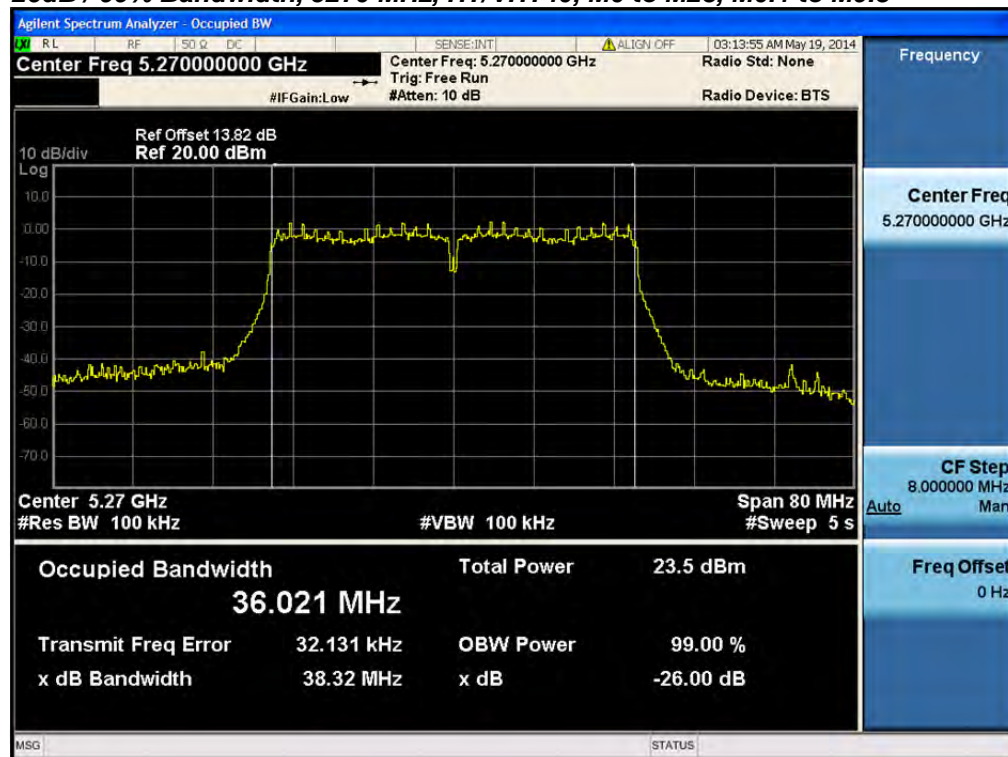
| | |
|-----------------------|--|
| Center Frequency: | Frequency from table below |
| Span: | 2 x Nominal Bandwidth (e.g. 40MHz for a 20MHz channel) |
| Reference Level: | 20 dBm |
| Attenuation: | 10 dB |
| Sweep Time: | 5 s |
| Resolution Bandwidth: | 1%-3% of 26 dB Bandwidth |
| Video Bandwidth: | ≥Resolution Bandwidth |
| X dB Bandwidth: | 26 dB |
| Detector: | Peak |
| Trace: | Single |

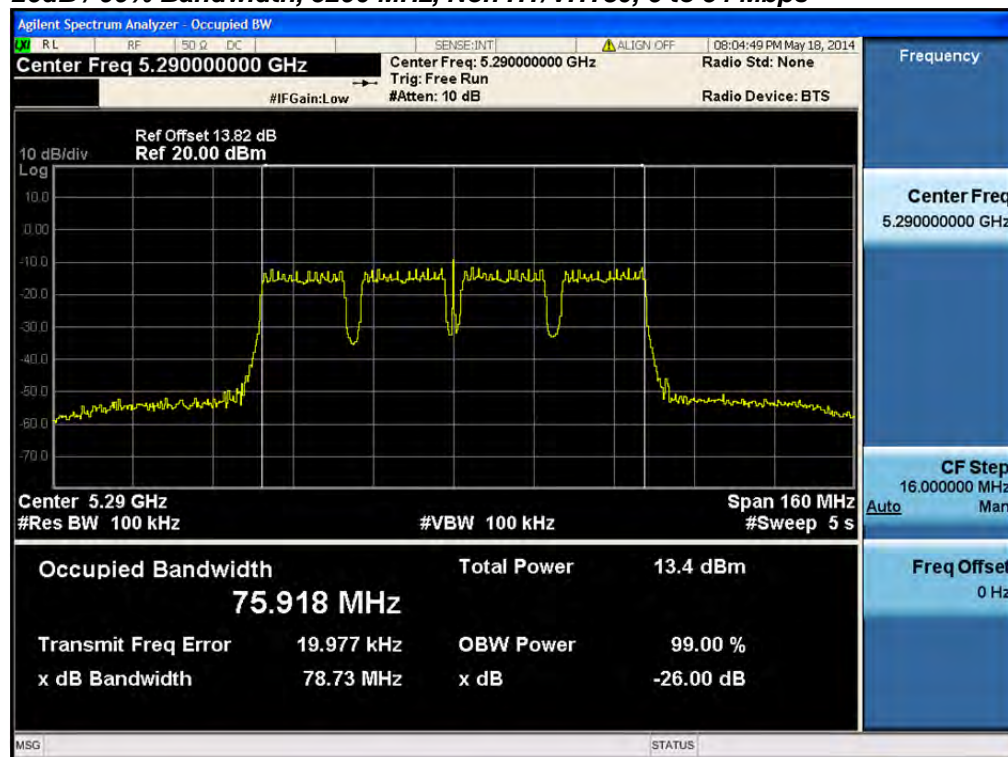
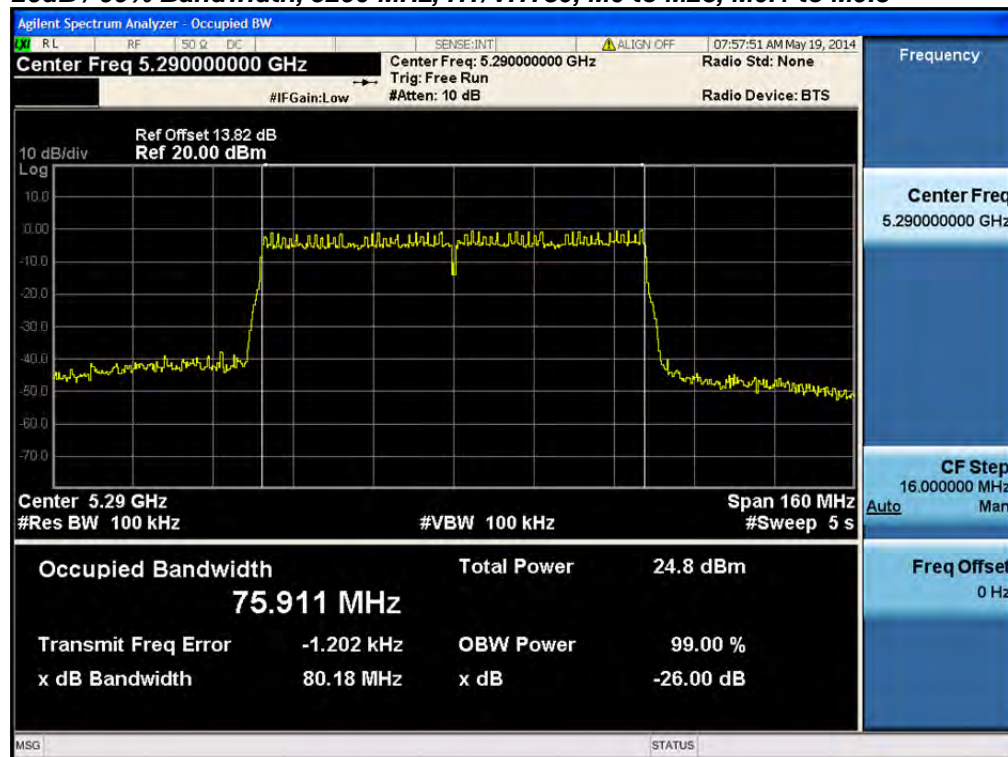
Place the radio in continuous transmit mode. View the transmitter waveform on the spectrum analyzer, and record the pertinent measurements:

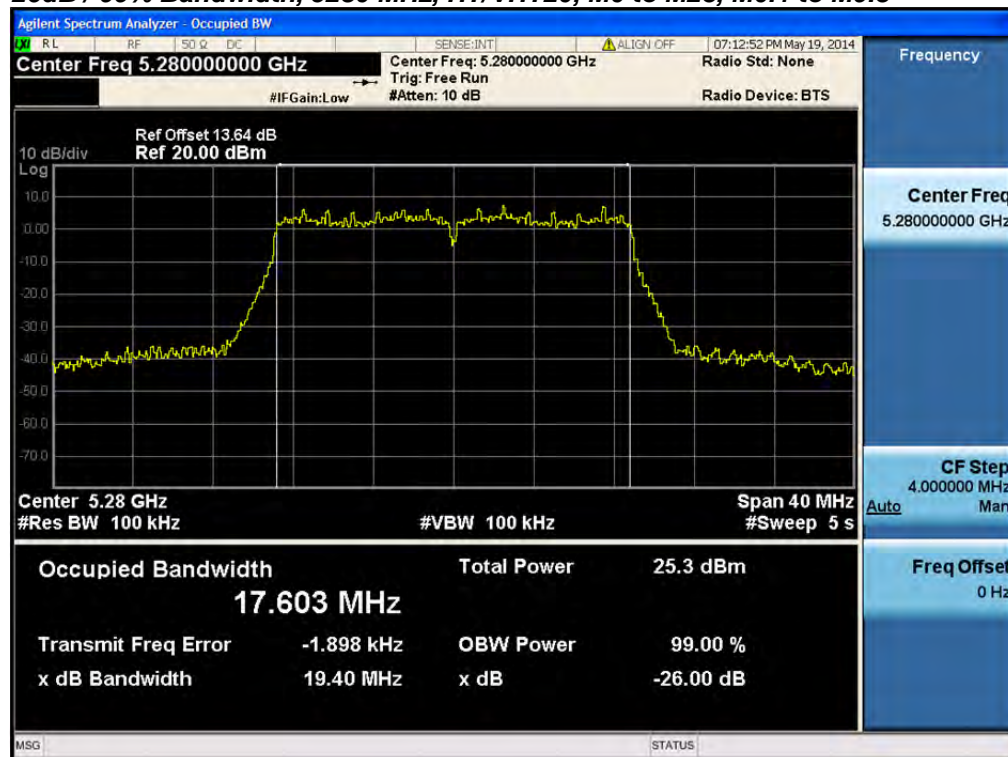


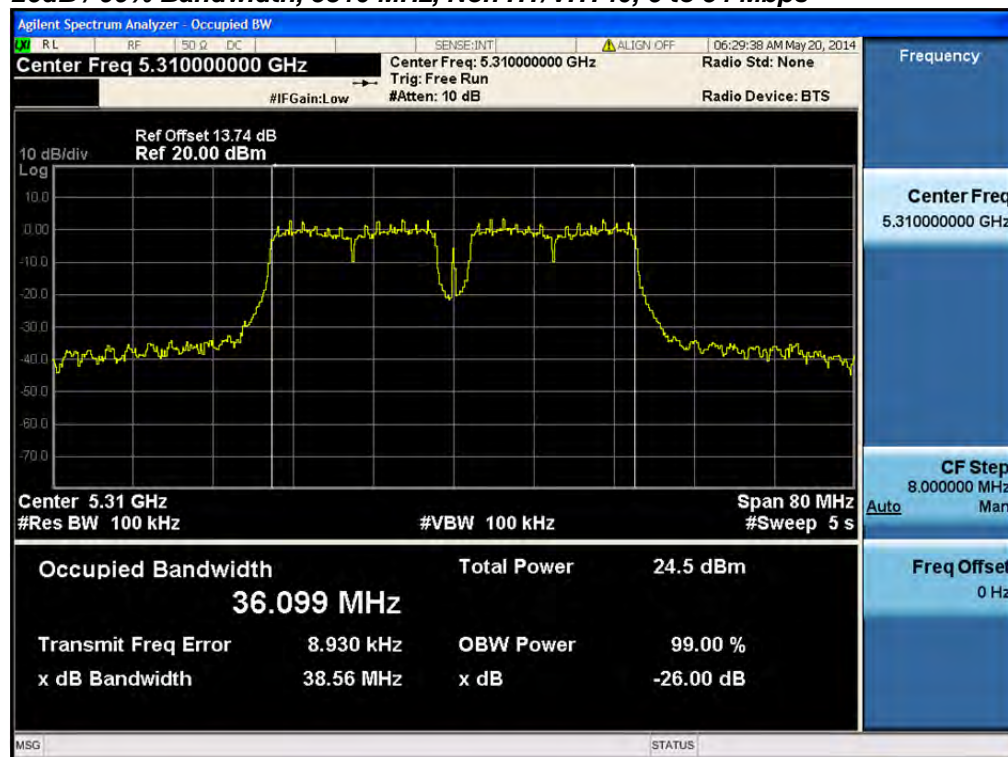
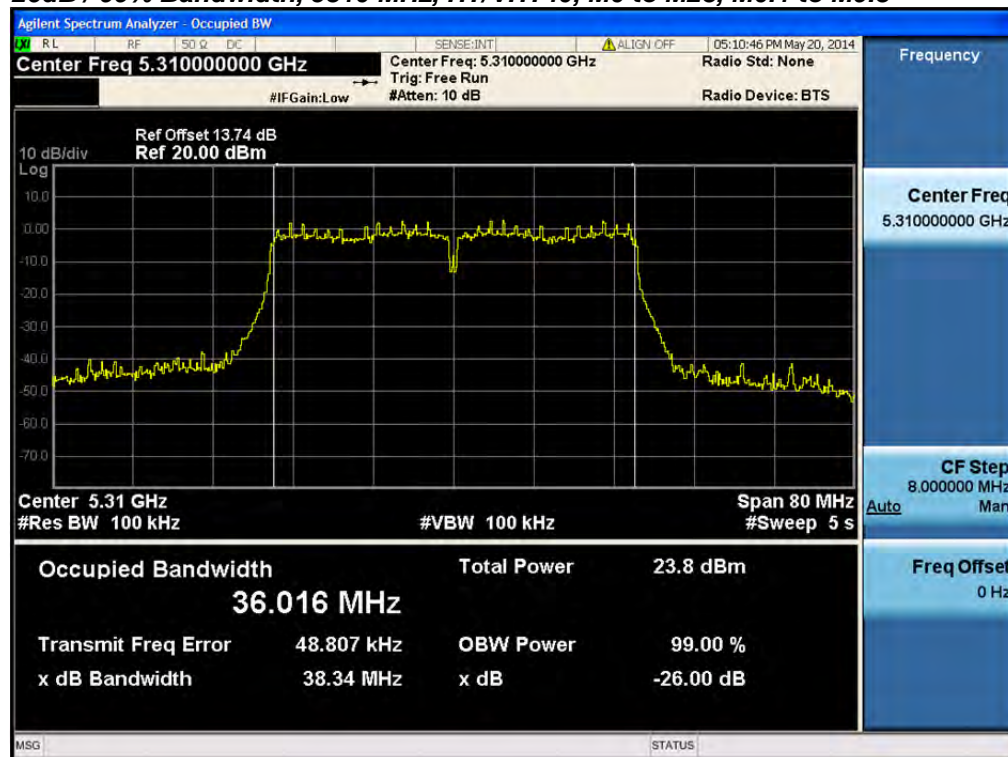
| Frequency (MHz) | Mode | Data Rate (Mbps) | 26dB BW (MHz) | 99% BW (MHz) |
|-----------------|-----------------------------------|------------------|---------------|--------------|
| 5260 | Non HT/VHT20, 6 to 54 Mbps | 6 | 18.6 | 16.4 |
| | HT/VHT20, M0 to M23, M0.1 to M9.3 | m0 | 19.4 | 17.6 |
| 5270 | Non HT/VHT40, 6 to 54 Mbps | 6 | 38.4 | 36.1 |
| | HT/VHT40, M0 to M23, M0.1 to M9.3 | m0 | 38.3 | 36 |
| 5290 | Non HT/VHT80, 6 to 54 Mbps | 6 | 78.7 | 75.9 |
| | HT/VHT80, M0 to M23, M0.1 to M9.3 | m0x1 | 80.2 | 75.9 |
| 5280 | Non HT/VHT20, 6 to 54 Mbps | 6 | 18.7 | 16.4 |
| | HT/VHT20, M0 to M23, M0.1 to M9.3 | m0 | 19.4 | 17.6 |
| 5310 | Non HT/VHT40, 6 to 54 Mbps | 6 | 38.6 | 36.1 |
| | HT/VHT40, M0 to M23, M0.1 to M9.3 | m0 | 38.3 | 36 |
| 5320 | Non HT/VHT20, 6 to 54 Mbps | 6 | 18.6 | 16.4 |
| | HT/VHT20, M0 to M23, M0.1 to M9.3 | m0 | 19.4 | 17.6 |

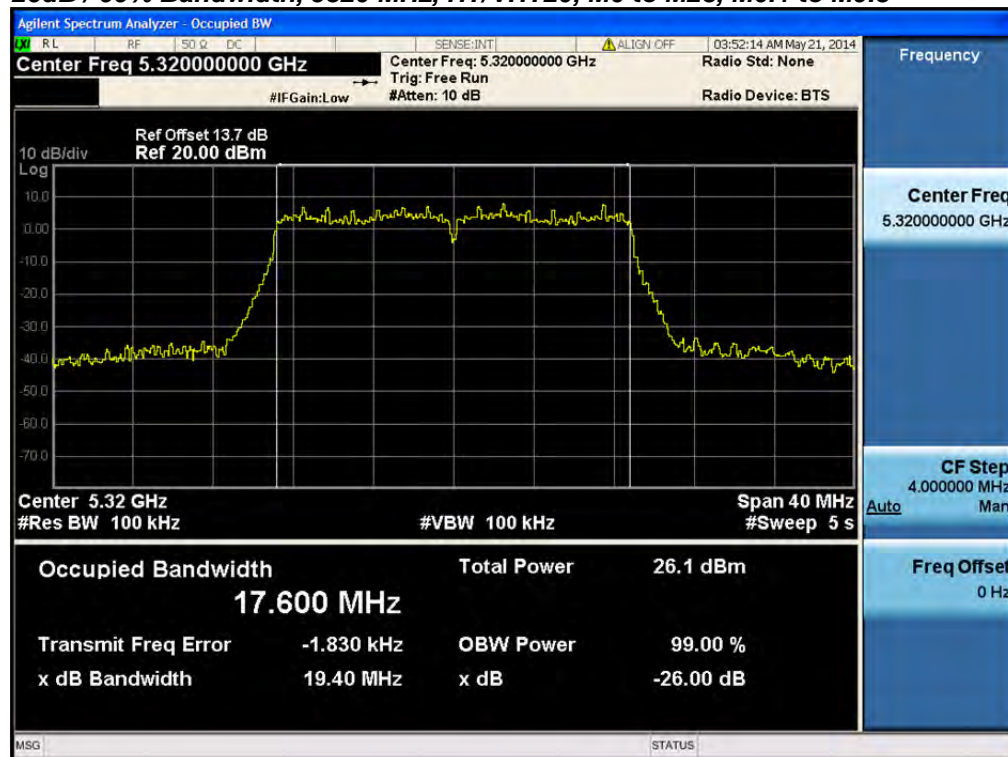
26dB / 99% Bandwidth, 5260 MHz, Non HT/VHT20, 6 to 54 Mbps**26dB / 99% Bandwidth, 5260 MHz, HT/VHT20, M0 to M23, M0.1 to M9.3**

26dB / 99% Bandwidth, 5270 MHz, Non HT/VHT40, 6 to 54 Mbps**26dB / 99% Bandwidth, 5270 MHz, HT/VHT40, M0 to M23, M0.1 to M9.3**

26dB / 99% Bandwidth, 5290 MHz, Non HT/VHT80, 6 to 54 Mbps**26dB / 99% Bandwidth, 5290 MHz, HT/VHT80, M0 to M23, M0.1 to M9.3**

26dB / 99% Bandwidth, 5280 MHz, Non HT/VHT20, 6 to 54 Mbps**26dB / 99% Bandwidth, 5280 MHz, HT/VHT20, M0 to M23, M0.1 to M9.3**

26dB / 99% Bandwidth, 5310 MHz, Non HT/VHT40, 6 to 54 Mbps**26dB / 99% Bandwidth, 5310 MHz, HT/VHT40, M0 to M23, M0.1 to M9.3**

26dB / 99% Bandwidth, 5320 MHz, Non HT/VHT20, 6 to 54 Mbps**26dB / 99% Bandwidth, 5320 MHz, HT/VHT20, M0 to M23, M0.1 to M9.3**



Peak Output Power

15.407: For the bands 5.25-5.35 and 5.47-5.725 GHz, the maximum conducted output power over the frequency band of operation shall not exceed the lesser of 250 mW or $11 \text{ dBm} + 10 \log B$, where B is the 26-dB emission bandwidth in MHz. If transmitting antennas of directional gain greater than 6 dBi are used, the maximum conducted output power shall be reduced by the amount in dB that the directional gain of the antenna exceeds 6 dBi.

The smallest 26dB bandwidth for all channels is 20.4 MHz. The maximum conducted output power is calculated as $11 \text{ dBm} + 10 \log(18.6 \text{ MHz}) = 23.7 \text{ dBm}$

The maximum supported antenna gain for this report is 7dBi. The peak correlated gain for each mode is listed in the table below.

The "measure-and-sum technique" is used for measuring in-band transmit power of a device. In the measure-and-sum approach, the conducted emission level is measured at each antenna port. The measured results at the various antenna ports are then summed mathematically to determine the total emission level from the device. Summing is performed in linear power units.

Power Spectral Density

15.407: For the bands 5.25-5.35 and 5.47-5.725 GHz, the peak power spectral density shall not exceed 11 dBm in any 1-MHz band. If transmitting antennas of directional gain greater than 6 dBi are used, the peak power spectral density shall be reduced by the amount in dB that the directional gain of the antenna exceeds 6 dBi.

The maximum supported antenna gain for this report is 7dBi. The peak correlated gain for each mode is listed in the table below.

The "Measure and add $10 \log(N)$ dB technique", where N is the number of outputs, is used for measuring in-band Power Spectral Density. With this technique, spectrum measurements are performed at each output of the device, and the quantity $10 \log(4)$ (or 6dB) is added to the worst case spectrum value before comparing to the emission limit.



Connect the antenna port(s) to the spectrum analyzer input. Place the radio in continuous transmit mode. Configure the spectrum analyzer as shown below.

| | |
|---|---|
| Enable "Channel Power" function of analyzer | |
| Center Frequency: | Frequency from table below |
| Span: | 20 MHz (must be greater than 26dB bandwidth, adjust as necessary) |
| Ref Level Offset: | Correct for attenuator and cable loss. |
| Reference Level: | 20 dBm |
| Attenuation: | 20 dB |
| Sweep Time: | 100ms, Single sweep |
| Resolution Bandwidth: | 1 MHz |
| Video Bandwidth: | 3 MHz |
| Detector: | Sample |
| Trace: | Trace Average 100 traces in Power Averaging Mode |
| Integration BW: | =99% BW from 99% Bandwidth Data |

After averaging 100 traces of the transmitter waveform on the spectrum analyzer, record the spectrum analyzer Channel Power. Perform a Marker Peak Search function, and record this value as the Power Spectral Density.



| Frequency (MHz) | Mode | Tx Paths | Correlated Antenna Gain (dBi) | Tx 1 Max Power (dBm) | Tx 2 Max Power (dBm) | Tx 3 Max Power (dBm) | Tx 4 Max Power (dBm) | Total Tx Channel Power (dBm) | Limit (dBm) | Margin (dB) |
|-----------------|---|----------|-------------------------------|----------------------|----------------------|----------------------|----------------------|------------------------------|-------------|-------------|
| 5260 | Non HT/VHT20, 6 to 54 Mbps | 1 | 7 | 18.9 | | | | 18.9 | 22.2 | 3.3 |
| | Non HT/VHT20, 6 to 54 Mbps | 2 | 7 | 13.8 | 14.4 | | | 17.1 | 22.2 | 5.0 |
| | Non HT/VHT20, 6 to 54 Mbps | 3 | 7 | 10.2 | 10.4 | 10.5 | | 15.1 | 22.2 | 7.0 |
| | Non HT/VHT20, 6 to 54 Mbps | 4 | 7 | 7.1 | 7.4 | 7.4 | 7.7 | 13.4 | 22.2 | 8.7 |
| | Non HT/VHT20 Beam Forming, 6 to 54 Mbps | 2 | 10 | 12.9 | 13.3 | | | 16.1 | 19.2 | 3.0 |
| | Non HT/VHT20 Beam Forming, 6 to 54 Mbps | 3 | 12 | 9.2 | 9.4 | 9.4 | | 14.1 | 17.4 | 3.2 |
| | Non HT/VHT20 Beam Forming, 6 to 54 Mbps | 4 | 13 | 7.1 | 7.4 | 7.4 | 7.7 | 13.4 | 16.2 | 2.7 |
| | HT/VHT20, M0 to M7, M0.1 to M9.1 | 1 | 7 | 18.5 | | | | 18.5 | 22.5 | 4.0 |
| | HT/VHT20, M0 to M7, M0.1 to M9.1 | 2 | 7 | 14.0 | 14.0 | | | 17.0 | 22.5 | 5.4 |
| | HT/VHT20, M8 to M15, M0.2 to M9.2 | 2 | 7 | 15.9 | 16.1 | | | 19.0 | 22.5 | 3.4 |
| | HT/VHT20, M0 to M7, M0.1 to M9.1 | 3 | 7 | 9.9 | 10.6 | 10.7 | | 15.2 | 22.5 | 7.3 |
| | HT/VHT20, M8 to M15, M0.2 to M9.2 | 3 | 7 | 13.0 | 13.1 | 13.6 | | 18.0 | 22.5 | 4.4 |
| | HT/VHT20, M16 to M23, M0.3 to M9.3 | 3 | 7 | 14.0 | 14.0 | 14.6 | | 19.0 | 22.5 | 3.5 |
| | HT/VHT20, M0 to M7, M0.1 to M9.1 | 4 | 7 | 8.0 | 8.4 | 8.5 | 8.9 | 14.5 | 22.5 | 8.0 |
| | HT/VHT20, M8 to M15, M0.2 to M9.2 | 4 | 7 | 11.0 | 11.3 | 11.5 | 11.9 | 17.5 | 22.5 | 5.0 |
| | HT/VHT20, M16 to M23, M0.3 to M9.3 | 4 | 7 | 12.0 | 12.3 | 12.7 | 12.9 | 18.5 | 22.5 | 4.0 |
| | HT/VHT20 Beam Forming, M0 to M7, M0.1 to M9.1 | 2 | 10 | 13.0 | 13.1 | | | 16.1 | 19.5 | 3.4 |
| | HT/VHT20 Beam Forming, M8 to M15, M0.2 to M9.2 | 2 | 7 | 15.9 | 16.1 | | | 19.0 | 22.5 | 3.4 |
| | HT/VHT20 Beam Forming, M0 to M7, M0.1 to M9.1 | 3 | 12 | 8.9 | 9.5 | 9.3 | | 14.0 | 17.7 | 3.6 |
| | HT/VHT20 Beam Forming, M8 to M15, M0.2 to M9.2 | 3 | 9 | 12.0 | 12.3 | 12.7 | | 17.1 | 20.7 | 3.5 |
| | HT/VHT20 Beam Forming, M16 to M23, M0.3 to M9.3 | 3 | 7 | 14.0 | 14.0 | 14.6 | | 19.0 | 22.5 | 3.5 |
| | HT/VHT20 Beam Forming, M0 to M7, M0.1 to M9.1 | 4 | 13 | 7.0 | 7.1 | 7.3 | 8.0 | 13.4 | 16.5 | 3.1 |
| | HT/VHT20 Beam Forming, M8 to M15, M0.2 to M9.2 | 4 | 10 | 9.9 | 10.6 | 10.7 | 11.0 | 16.6 | 19.5 | 2.9 |
| | HT/VHT20 Beam Forming, M16 to M23, M0.3 to M9.3 | 4 | 8 | 12.0 | 12.3 | 12.7 | 12.9 | 18.5 | 21.3 | 2.8 |
| | HT/VHT20 STBC, M0 to M7, M0.1 to M9.1 | 2 | 7 | 15.9 | 16.1 | | | 19.0 | 22.5 | 3.4 |
| | HT/VHT20 STBC, M0 to M7, M0.1 to M9.1 | 3 | 7 | 13.0 | 13.1 | 13.6 | | 18.0 | 22.5 | 4.4 |
| | HT/VHT20 STBC, M0 to M7, M0.1 to M9.1 | 4 | 7 | 11.0 | 11.3 | 11.5 | 11.9 | 17.5 | 22.5 | 5.0 |
| 5270 | Non HT/VHT40, 6 to 54 Mbps | 1 | 7 | 19.2 | | | | 19.2 | 23.0 | 3.8 |
| | Non HT/VHT40, 6 to 54 Mbps | 2 | 7 | 16.1 | 16.5 | | | 19.3 | 23.0 | 3.7 |
| | Non HT/VHT40, 6 to 54 Mbps | 3 | 7 | 13.2 | 13.5 | 13.8 | | 18.3 | 23.0 | 4.7 |
| | Non HT/VHT40, 6 to 54 Mbps | 4 | 7 | 10.5 | 10.6 | 10.8 | 11.2 | 16.8 | 23.0 | 6.2 |
| | HT/VHT40, M0 to M7, M0.1 to M9.1 | 1 | 7 | 19.1 | | | | 19.1 | 23.0 | 3.9 |
| | HT/VHT40, M0 to M7, M0.1 to M9.1 | 2 | 7 | 16.4 | 16.8 | | | 19.6 | 23.0 | 3.4 |
| | HT/VHT40, M8 to M15, M0.2 to M9.2 | 2 | 7 | 16.4 | 16.8 | | | 19.6 | 23.0 | 3.4 |
| | HT/VHT40, M0 to M7, M0.1 to M9.1 | 3 | 7 | 13.4 | 13.8 | 14.0 | | 18.5 | 23.0 | 4.5 |



| | | | | | | | | | | |
|------|---|---|----|------|------|------|------|------|------|------|
| | HT/VHT40, M8 to M15, M0.2 to M9.2 | 3 | 7 | 14.4 | 14.8 | 15.0 | | 19.5 | 23.0 | 3.5 |
| | HT/VHT40, M16 to M23, M0.3 to M9.3 | 3 | 7 | 14.4 | 14.8 | 15.0 | | 19.5 | 23.0 | 3.5 |
| | HT/VHT40, M0 to M7, M0.1 to M9.1 | 4 | 7 | 10.3 | 10.8 | 10.9 | 11.7 | 17.0 | 23.0 | 6.0 |
| | HT/VHT40, M8 to M15, M0.2 to M9.2 | 4 | 7 | 13.4 | 13.8 | 14.0 | 14.6 | 20.0 | 23.0 | 3.0 |
| | HT/VHT40, M16 to M23, M0.3 to M9.3 | 4 | 7 | 13.4 | 13.8 | 14.0 | 14.6 | 20.0 | 23.0 | 3.0 |
| | HT/VHT40 Beam Forming, M0 to M7, M0.1 to M9.1 | 2 | 10 | 13.4 | 13.8 | | | 16.6 | 20.0 | 3.4 |
| | HT/VHT40 Beam Forming, M8 to M15, M0.2 to M9.2 | 2 | 7 | 16.4 | 16.8 | | | 19.6 | 23.0 | 3.4 |
| | HT/VHT40 Beam Forming, M0 to M7, M0.1 to M9.1 | 3 | 12 | 9.3 | 9.7 | 9.9 | | 14.4 | 18.2 | 3.8 |
| | HT/VHT40 Beam Forming, M8 to M15, M0.2 to M9.2 | 3 | 9 | 12.3 | 12.8 | 13.0 | | 17.5 | 21.2 | 3.7 |
| | HT/VHT40 Beam Forming, M16 to M23, M0.3 to M9.3 | 3 | 7 | 14.4 | 14.8 | 15.0 | | 19.5 | 23.0 | 3.5 |
| | HT/VHT40 Beam Forming, M0 to M7, M0.1 to M9.1 | 4 | 13 | 7.3 | 7.8 | 7.9 | 8.2 | 13.8 | 17.0 | 3.2 |
| | HT/VHT40 Beam Forming, M8 to M15, M0.2 to M9.2 | 4 | 10 | 10.3 | 10.8 | 10.9 | 11.7 | 17.0 | 20.0 | 3.0 |
| | HT/VHT40 Beam Forming, M16 to M23, M0.3 to M9.3 | 4 | 8 | 12.3 | 12.8 | 13.0 | 13.7 | 19.0 | 21.8 | 2.8 |
| | HT/VHT40 STBC, M0 to M7, M0.1 to M9.1 | 2 | 7 | 16.4 | 16.8 | | | 19.6 | 23.0 | 3.4 |
| | HT/VHT40 STBC, M0 to M7, M0.1 to M9.1 | 3 | 7 | 14.4 | 14.8 | 15.0 | | 19.5 | 23.0 | 3.5 |
| | HT/VHT40 STBC, M0 to M7, M0.1 to M9.1 | 4 | 7 | 13.4 | 13.8 | 14.0 | 14.6 | 20.0 | 23.0 | 3.0 |
| 5290 | Non HT/VHT80, 6 to 54 Mbps | 1 | 7 | 11.6 | | | | 11.6 | 23.0 | 11.4 |
| | Non HT/VHT80, 6 to 54 Mbps | 2 | 7 | 10.6 | 10.7 | | | 13.7 | 23.0 | 9.3 |
| | Non HT/VHT80, 6 to 54 Mbps | 3 | 7 | 7.6 | 7.8 | 7.8 | | 12.5 | 23.0 | 10.5 |
| | Non HT/VHT80, 6 to 54 Mbps | 4 | 7 | 5.4 | 5.6 | 5.7 | 6.2 | 11.8 | 23.0 | 11.2 |
| | HT/VHT80, M0 to M7, M0.1 to M9.1 | 1 | 7 | 17.2 | | | | 17.2 | 23.0 | 5.8 |
| | HT/VHT80, M0 to M7, M0.1 to M9.1 | 2 | 7 | 13.5 | 13.3 | | | 16.4 | 23.0 | 6.6 |
| | HT/VHT80, M8 to M15, M0.2 to M9.2 | 2 | 7 | 13.5 | 13.3 | | | 16.4 | 23.0 | 6.6 |
| | HT/VHT80, M0 to M7, M0.1 to M9.1 | 3 | 7 | 12.6 | 12.3 | 12.8 | | 17.3 | 23.0 | 5.7 |
| | HT/VHT80, M8 to M15, M0.2 to M9.2 | 3 | 7 | 12.6 | 12.3 | 12.8 | | 17.3 | 23.0 | 5.7 |
| | HT/VHT80, M16 to M23, M0.3 to M9.3 | 3 | 7 | 12.6 | 12.3 | 12.8 | | 17.3 | 23.0 | 5.7 |
| | HT/VHT80, M0 to M7, M0.1 to M9.1 | 4 | 7 | 11.5 | 11.4 | 11.9 | 12.2 | 17.8 | 23.0 | 5.2 |
| | HT/VHT80, M8 to M15, M0.2 to M9.2 | 4 | 7 | 11.5 | 11.4 | 11.9 | 12.2 | 17.8 | 23.0 | 5.2 |
| | HT/VHT80, M16 to M23, M0.3 to M9.3 | 4 | 7 | 11.5 | 11.4 | 11.9 | 12.2 | 17.8 | 23.0 | 5.2 |
| | HT/VHT80 Beam Forming, M0 to M7, M0.1 to M9.1 | 2 | 10 | 10.6 | 10.6 | | | 13.6 | 20.0 | 6.4 |
| | HT/VHT80 Beam Forming, M8 to M15, M0.2 to M9.2 | 2 | 7 | 13.5 | 13.3 | | | 16.4 | 23.0 | 6.6 |
| | HT/VHT80 Beam Forming, M0 to M7, M0.1 to M9.1 | 3 | 12 | 6.6 | 6.4 | 6.9 | | 11.4 | 18.2 | 6.8 |
| | HT/VHT80 Beam Forming, M8 to M15, M0.2 to M9.2 | 3 | 9 | 10.6 | 10.6 | 10.9 | | 15.5 | 21.2 | 5.7 |
| | HT/VHT80 Beam Forming, M16 to M23, M0.3 to M9.3 | 3 | 7 | 12.6 | 12.3 | 12.8 | | 17.3 | 23.0 | 5.7 |
| | HT/VHT80 Beam Forming, M0 to M7, M0.1 to M9.1 | 4 | 13 | 4.6 | 4.4 | 4.9 | 5.3 | 10.8 | 17.0 | 6.2 |
| | HT/VHT80 Beam Forming, M8 to M15, M0.2 to M9.2 | 4 | 10 | 7.5 | 7.4 | 7.8 | 7.9 | 13.7 | 20.0 | 6.3 |
| | HT/VHT80 Beam Forming, M16 to M23, M0.3 to M9.3 | 4 | 8 | 9.6 | 9.8 | 9.8 | 10.2 | 15.9 | 21.8 | 5.9 |
| | HT/VHT80 STBC, M0 to M7, M0.1 to M9.1 | 2 | 7 | 13.5 | 13.3 | | | 16.4 | 23.0 | 6.6 |
| | HT/VHT80 STBC, M0 to M7, M0.1 to M9.1 | 3 | 7 | 12.6 | 12.3 | 12.8 | | 17.3 | 23.0 | 5.7 |
| | HT/VHT80 STBC, M0 to M7, M0.1 to M9.1 | 4 | 7 | 11.5 | 11.4 | 11.9 | 12.2 | 17.8 | 23.0 | 5.2 |



| | | | | | | | | | | |
|------|---|---|----|------|------|------|------|------|------|-----|
| 5280 | Non HT/VHT20, 6 to 54 Mbps | 1 | 7 | 19.0 | | | | 19.0 | 22.2 | 3.2 |
| | Non HT/VHT20, 6 to 54 Mbps | 2 | 7 | 14.0 | 14.3 | | | 17.2 | 22.2 | 5.0 |
| | Non HT/VHT20, 6 to 54 Mbps | 3 | 7 | 10.0 | 10.4 | 10.6 | | 15.1 | 22.2 | 7.1 |
| | Non HT/VHT20, 6 to 54 Mbps | 4 | 7 | 6.9 | 7.3 | 7.5 | 7.9 | 13.4 | 22.2 | 8.7 |
| | Non HT/VHT20 Beam Forming, 6 to 54 Mbps | 2 | 10 | 13.1 | 13.4 | | | 16.3 | 19.2 | 2.9 |
| | Non HT/VHT20 Beam Forming, 6 to 54 Mbps | 3 | 12 | 9.0 | 9.4 | 9.5 | | 14.1 | 17.4 | 3.3 |
| | Non HT/VHT20 Beam Forming, 6 to 54 Mbps | 4 | 13 | 6.9 | 7.3 | 7.5 | 7.9 | 13.4 | 16.2 | 2.7 |
| | HT/VHT20, M0 to M7, M0.1 to M9.1 | 1 | 7 | 18.6 | | | | 18.6 | 22.5 | 3.9 |
| | HT/VHT20, M0 to M7, M0.1 to M9.1 | 2 | 7 | 13.7 | 14.1 | | | 16.9 | 22.5 | 5.5 |
| | HT/VHT20, M8 to M15, M0.2 to M9.2 | 2 | 7 | 15.7 | 16.1 | | | 18.9 | 22.5 | 3.5 |
| | HT/VHT20, M0 to M7, M0.1 to M9.1 | 3 | 7 | 10.1 | 10.0 | 10.5 | | 15.0 | 22.5 | 7.5 |
| | HT/VHT20, M8 to M15, M0.2 to M9.2 | 3 | 7 | 13.7 | 14.1 | 14.3 | | 18.8 | 22.5 | 3.6 |
| | HT/VHT20, M16 to M23, M0.3 to M9.3 | 3 | 7 | 13.7 | 14.1 | 14.3 | | 18.8 | 22.5 | 3.6 |
| | HT/VHT20, M0 to M7, M0.1 to M9.1 | 4 | 7 | 8.0 | 8.1 | 8.6 | 8.7 | 14.4 | 22.5 | 8.1 |
| | HT/VHT20, M8 to M15, M0.2 to M9.2 | 4 | 7 | 11.0 | 11.1 | 11.2 | 12.0 | 17.4 | 22.5 | 5.1 |
| | HT/VHT20, M16 to M23, M0.3 to M9.3 | 4 | 7 | 12.0 | 12.1 | 12.6 | 12.9 | 18.4 | 22.5 | 4.0 |
| | HT/VHT20 Beam Forming, M0 to M7, M0.1 to M9.1 | 2 | 10 | 12.9 | 13.2 | | | 16.1 | 19.5 | 3.4 |
| | HT/VHT20 Beam Forming, M8 to M15, M0.2 to M9.2 | 2 | 7 | 15.7 | 16.1 | | | 18.9 | 22.5 | 3.5 |
| | HT/VHT20 Beam Forming, M0 to M7, M0.1 to M9.1 | 3 | 12 | 9.0 | 9.0 | 9.6 | | 14.0 | 17.7 | 3.7 |
| | HT/VHT20 Beam Forming, M8 to M15, M0.2 to M9.2 | 3 | 9 | 12.0 | 12.1 | 12.6 | | 17.0 | 20.7 | 3.6 |
| | HT/VHT20 Beam Forming, M16 to M23, M0.3 to M9.3 | 3 | 7 | 13.7 | 14.1 | 14.3 | | 18.8 | 22.5 | 3.6 |
| | HT/VHT20 Beam Forming, M0 to M7, M0.1 to M9.1 | 4 | 13 | 6.9 | 7.1 | 7.6 | 7.5 | 13.3 | 16.5 | 3.2 |
| | HT/VHT20 Beam Forming, M8 to M15, M0.2 to M9.2 | 4 | 10 | 10.1 | 10.0 | 10.5 | 11.0 | 16.4 | 19.5 | 3.0 |
| | HT/VHT20 Beam Forming, M16 to M23, M0.3 to M9.3 | 4 | 8 | 12.0 | 12.1 | 12.6 | 12.9 | 18.4 | 21.3 | 2.8 |
| | HT/VHT20 STBC, M0 to M7, M0.1 to M9.1 | 2 | 7 | 15.7 | 16.1 | | | 18.9 | 22.5 | 3.5 |
| | HT/VHT20 STBC, M0 to M7, M0.1 to M9.1 | 3 | 7 | 13.7 | 14.1 | 14.3 | | 18.8 | 22.5 | 3.6 |
| | HT/VHT20 STBC, M0 to M7, M0.1 to M9.1 | 4 | 7 | 11.0 | 11.1 | 11.2 | 12.0 | 17.4 | 22.5 | 5.1 |
| 5310 | Non HT/VHT40, 6 to 54 Mbps | 1 | 7 | 17.6 | | | | 17.6 | 23.0 | 5.4 |
| | Non HT/VHT40, 6 to 54 Mbps | 2 | 7 | 16.5 | 16.6 | | | 19.6 | 23.0 | 3.4 |
| | Non HT/VHT40, 6 to 54 Mbps | 3 | 7 | 13.6 | 13.5 | 13.8 | | 18.4 | 23.0 | 4.6 |
| | Non HT/VHT40, 6 to 54 Mbps | 4 | 7 | 10.8 | 10.6 | 10.5 | 11.3 | 16.8 | 23.0 | 6.2 |
| | HT/VHT40, M0 to M7, M0.1 to M9.1 | 1 | 7 | 19.6 | | | | 19.6 | 23.0 | 3.4 |
| | HT/VHT40, M0 to M7, M0.1 to M9.1 | 2 | 7 | 16.8 | 16.6 | | | 19.7 | 23.0 | 3.3 |
| | HT/VHT40, M8 to M15, M0.2 to M9.2 | 2 | 7 | 16.8 | 16.6 | | | 19.7 | 23.0 | 3.3 |
| | HT/VHT40, M0 to M7, M0.1 to M9.1 | 3 | 7 | 14.0 | 13.6 | 13.9 | | 18.6 | 23.0 | 4.4 |
| | HT/VHT40, M8 to M15, M0.2 to M9.2 | 3 | 7 | 14.9 | 14.6 | 14.8 | | 19.5 | 23.0 | 3.5 |
| | HT/VHT40, M16 to M23, M0.3 to M9.3 | 3 | 7 | 14.9 | 14.6 | 14.8 | | 19.5 | 23.0 | 3.5 |
| | HT/VHT40, M0 to M7, M0.1 to M9.1 | 4 | 7 | 10.9 | 10.6 | 10.8 | 11.3 | 16.9 | 23.0 | 6.1 |
| | HT/VHT40, M8 to M15, M0.2 to M9.2 | 4 | 7 | 14.0 | 13.6 | 13.9 | 14.3 | 20.0 | 23.0 | 3.0 |



| | | | | | | | | | | |
|------|---|---|----|------|------|------|------|------|------|-----|
| | HT/VHT40, M16 to M23, M0.3 to M9.3 | 4 | 7 | 14.0 | 13.6 | 13.9 | 14.3 | 20.0 | 23.0 | 3.0 |
| | HT/VHT40 Beam Forming, M0 to M7, M0.1 to M9.1 | 2 | 10 | 14.0 | 13.6 | | | 16.8 | 20.0 | 3.2 |
| | HT/VHT40 Beam Forming, M8 to M15, M0.2 to M9.2 | 2 | 7 | 16.8 | 16.6 | | | 19.7 | 23.0 | 3.3 |
| | HT/VHT40 Beam Forming, M0 to M7, M0.1 to M9.1 | 3 | 12 | 9.9 | 10.0 | 9.9 | | 14.7 | 18.2 | 3.5 |
| | HT/VHT40 Beam Forming, M8 to M15, M0.2 to M9.2 | 3 | 9 | 12.9 | 12.6 | 12.9 | | 17.6 | 21.2 | 3.6 |
| | HT/VHT40 Beam Forming, M16 to M23, M0.3 to M9.3 | 3 | 7 | 14.9 | 14.6 | 14.8 | | 19.5 | 23.0 | 3.5 |
| | HT/VHT40 Beam Forming, M0 to M7, M0.1 to M9.1 | 4 | 13 | 7.9 | 7.7 | 7.9 | 7.9 | 13.9 | 17.0 | 3.1 |
| | HT/VHT40 Beam Forming, M8 to M15, M0.2 to M9.2 | 4 | 10 | 10.9 | 10.6 | 10.8 | 11.3 | 16.9 | 20.0 | 3.1 |
| | HT/VHT40 Beam Forming, M16 to M23, M0.3 to M9.3 | 4 | 8 | 12.9 | 12.6 | 12.9 | 13.3 | 19.0 | 21.8 | 2.8 |
| | HT/VHT40 STBC, M0 to M7, M0.1 to M9.1 | 2 | 7 | 16.8 | 16.6 | | | 19.7 | 23.0 | 3.3 |
| | HT/VHT40 STBC, M0 to M7, M0.1 to M9.1 | 3 | 7 | 14.9 | 14.6 | 14.8 | | 19.5 | 23.0 | 3.5 |
| | HT/VHT40 STBC, M0 to M7, M0.1 to M9.1 | 4 | 7 | 14.0 | 13.6 | 13.9 | 14.3 | 20.0 | 23.0 | 3.0 |
| | | | | | | | | | | |
| 5320 | Non HT/VHT20, 6 to 54 Mbps | 1 | 7 | 19.4 | | | | 19.4 | 22.2 | 2.8 |
| | Non HT/VHT20, 6 to 54 Mbps | 2 | 7 | 13.7 | 13.5 | | | 16.6 | 22.2 | 5.5 |
| | Non HT/VHT20, 6 to 54 Mbps | 3 | 7 | 10.7 | 10.4 | 10.4 | | 15.3 | 22.2 | 6.9 |
| | Non HT/VHT20, 6 to 54 Mbps | 4 | 7 | 7.6 | 7.4 | 7.4 | 7.6 | 13.5 | 22.2 | 8.6 |
| | Non HT/VHT20 Beam Forming, 6 to 54 Mbps | 2 | 10 | 13.7 | 13.5 | | | 16.6 | 19.2 | 2.5 |
| | Non HT/VHT20 Beam Forming, 6 to 54 Mbps | 3 | 12 | 9.5 | 9.7 | 9.4 | | 14.3 | 17.4 | 3.0 |
| | Non HT/VHT20 Beam Forming, 6 to 54 Mbps | 4 | 13 | 7.6 | 7.4 | 7.4 | 7.6 | 13.5 | 16.2 | 2.6 |
| | HT/VHT20, M0 to M7, M0.1 to M9.1 | 1 | 7 | 19.4 | | | | 19.4 | 22.5 | 3.1 |
| | HT/VHT20, M0 to M7, M0.1 to M9.1 | 2 | 7 | 14.3 | 14.4 | | | 17.4 | 22.5 | 5.1 |
| | HT/VHT20, M8 to M15, M0.2 to M9.2 | 2 | 7 | 16.3 | 16.4 | | | 19.4 | 22.5 | 3.1 |
| | HT/VHT20, M0 to M7, M0.1 to M9.1 | 3 | 7 | 10.6 | 10.3 | 9.9 | | 15.0 | 22.5 | 7.4 |
| | HT/VHT20, M8 to M15, M0.2 to M9.2 | 3 | 7 | 13.2 | 13.4 | 13.0 | | 18.0 | 22.5 | 4.5 |
| | HT/VHT20, M16 to M23, M0.3 to M9.3 | 3 | 7 | 14.3 | 14.4 | 13.9 | | 19.0 | 22.5 | 3.5 |
| | HT/VHT20, M0 to M7, M0.1 to M9.1 | 4 | 7 | 8.6 | 8.4 | 8.0 | 8.5 | 14.4 | 22.5 | 8.1 |
| | HT/VHT20, M8 to M15, M0.2 to M9.2 | 4 | 7 | 11.6 | 11.4 | 11.0 | 11.5 | 17.4 | 22.5 | 5.1 |
| | HT/VHT20, M16 to M23, M0.3 to M9.3 | 4 | 7 | 13.2 | 13.4 | 13.0 | 13.5 | 19.3 | 22.5 | 3.2 |
| | HT/VHT20 Beam Forming, M0 to M7, M0.1 to M9.1 | 2 | 10 | 13.2 | 13.4 | | | 16.3 | 19.5 | 3.1 |
| | HT/VHT20 Beam Forming, M8 to M15, M0.2 to M9.2 | 2 | 7 | 16.3 | 16.4 | | | 19.4 | 22.5 | 3.1 |
| | HT/VHT20 Beam Forming, M0 to M7, M0.1 to M9.1 | 3 | 12 | 9.6 | 9.3 | 8.9 | | 14.0 | 17.7 | 3.6 |
| | HT/VHT20 Beam Forming, M8 to M15, M0.2 to M9.2 | 3 | 9 | 12.3 | 12.4 | 12.0 | | 17.0 | 20.7 | 3.7 |
| | HT/VHT20 Beam Forming, M16 to M23, M0.3 to M9.3 | 3 | 7 | 14.3 | 14.4 | 13.9 | | 19.0 | 22.5 | 3.5 |
| | HT/VHT20 Beam Forming, M0 to M7, M0.1 to M9.1 | 4 | 13 | 7.5 | 7.3 | 7.0 | 7.5 | 13.4 | 16.5 | 3.1 |
| | HT/VHT20 Beam Forming, M8 to M15, M0.2 to M9.2 | 4 | 10 | 10.6 | 10.3 | 9.9 | 10.5 | 16.4 | 19.5 | 3.1 |
| | HT/VHT20 Beam Forming, M16 to M23, M0.3 to M9.3 | 4 | 8 | 12.3 | 12.4 | 12.0 | 12.5 | 18.3 | 21.3 | 2.9 |
| | HT/VHT20 STBC, M0 to M7, M0.1 to M9.1 | 2 | 7 | 16.3 | 16.4 | | | 19.4 | 22.5 | 3.1 |
| | HT/VHT20 STBC, M0 to M7, M0.1 to M9.1 | 3 | 7 | 13.2 | 13.4 | 13.0 | | 18.0 | 22.5 | 4.5 |
| | HT/VHT20 STBC, M0 to M7, M0.1 to M9.1 | 4 | 7 | 11.6 | 11.4 | 11.0 | 11.5 | 17.4 | 22.5 | 5.1 |



| Frequency (MHz) | Mode | Tx Paths | Correlated Antenna Gain (dBi) | Tx 1 PSD (dBm/MHz) | Tx 2 PSD (dBm/MHz) | Tx 3 PSD (dBm/MHz) | Tx 4 PSD (dBm/MHz) | Total PSD (dBm/MHz) | Limit (dBm/MHz) | Margin (dB) |
|-----------------|---|----------|-------------------------------|--------------------|--------------------|--------------------|--------------------|---------------------|-----------------|-------------|
| 5260 | Non HT/VHT20, 6 to 54 Mbps | 1 | 7 | 8.4 | | | | 8.4 | 10.0 | 1.6 |
| | Non HT/VHT20, 6 to 54 Mbps | 2 | 10 | 3.5 | 4.2 | | | 6.9 | 7.0 | 0.1 |
| | Non HT/VHT20, 6 to 54 Mbps | 3 | 12 | 0.1 | 0.1 | 0.4 | | 5.0 | 5.2 | 0.3 |
| | Non HT/VHT20, 6 to 54 Mbps | 4 | 13 | -3.3 | -3.1 | -3.0 | -2.5 | 3.1 | 4.0 | 0.9 |
| | Non HT/VHT20 Beam Forming, 6 to 54 Mbps | 2 | 10 | 2.5 | 3.0 | | | 5.8 | 7.0 | 1.2 |
| | Non HT/VHT20 Beam Forming, 6 to 54 Mbps | 3 | 12 | -1.2 | -1.1 | -1.0 | | 3.7 | 5.2 | 1.6 |
| | Non HT/VHT20 Beam Forming, 6 to 54 Mbps | 4 | 13 | -3.3 | -3.1 | -3.0 | -2.5 | 3.1 | 4.0 | 0.9 |
| | HT/VHT20, M0 to M7, M0.1 to M9.1 | 1 | 7 | 7.8 | | | | 7.8 | 10.0 | 2.2 |
| | HT/VHT20, M0 to M7, M0.1 to M9.1 | 2 | 10 | 3.5 | 3.9 | | | 6.7 | 7.0 | 0.3 |
| | HT/VHT20, M8 to M15, M0.2 to M9.2 | 2 | 7 | 5.3 | 5.3 | | | 8.3 | 10.0 | 1.7 |
| | HT/VHT20, M0 to M7, M0.1 to M9.1 | 3 | 12 | -0.7 | 0.2 | 0.1 | | 4.7 | 5.2 | 0.6 |
| | HT/VHT20, M8 to M15, M0.2 to M9.2 | 3 | 9 | 2.3 | 2.5 | 3.3 | | 7.5 | 8.2 | 0.7 |
| | HT/VHT20, M16 to M23, M0.3 to M9.3 | 3 | 7 | 3.5 | 3.9 | 3.8 | | 8.5 | 10.0 | 1.5 |
| | HT/VHT20, M0 to M7, M0.1 to M9.1 | 4 | 13 | -2.8 | -2.2 | -2.2 | -1.5 | 3.9 | 4.0 | 0.1 |
| | HT/VHT20, M8 to M15, M0.2 to M9.2 | 4 | 10 | 0.2 | 0.7 | 1.1 | 1.3 | 6.9 | 7.0 | 0.1 |
| | HT/VHT20, M16 to M23, M0.3 to M9.3 | 4 | 8 | 1.4 | 1.7 | 1.8 | 2.2 | 7.8 | 8.8 | 0.9 |
| | HT/VHT20 Beam Forming, M0 to M7, M0.1 to M9.1 | 2 | 10 | 2.3 | 2.5 | | | 5.4 | 7.0 | 1.6 |
| | HT/VHT20 Beam Forming, M8 to M15, M0.2 to M9.2 | 2 | 7 | 5.3 | 5.3 | | | 8.3 | 10.0 | 1.7 |
| | HT/VHT20 Beam Forming, M0 to M7, M0.1 to M9.1 | 3 | 12 | -1.3 | -1.0 | -1.1 | | 3.6 | 5.2 | 1.6 |
| | HT/VHT20 Beam Forming, M8 to M15, M0.2 to M9.2 | 3 | 9 | 1.4 | 1.7 | 1.8 | | 6.4 | 8.2 | 1.8 |
| | HT/VHT20 Beam Forming, M16 to M23, M0.3 to M9.3 | 3 | 7 | 3.5 | 3.9 | 3.8 | | 8.5 | 10.0 | 1.5 |
| | HT/VHT20 Beam Forming, M0 to M7, M0.1 to M9.1 | 4 | 13 | -3.6 | -3.3 | -3.4 | -2.8 | 2.8 | 4.0 | 1.2 |
| | HT/VHT20 Beam Forming, M8 to M15, M0.2 to M9.2 | 4 | 10 | -0.7 | 0.2 | 0.1 | 0.1 | 6.0 | 7.0 | 1.0 |
| | HT/VHT20 Beam Forming, M16 to M23, M0.3 to M9.3 | 4 | 8 | 1.4 | 1.7 | 1.8 | 2.2 | 7.8 | 8.8 | 0.9 |
| | HT/VHT20 STBC, M0 to M7, M0.1 to M9.1 | 2 | 7 | 5.3 | 5.3 | | | 8.3 | 10.0 | 1.7 |
| | HT/VHT20 STBC, M0 to M7, M0.1 to M9.1 | 3 | 9 | 2.3 | 2.5 | 3.3 | | 7.5 | 8.2 | 0.7 |
| | HT/VHT20 STBC, M0 to M7, M0.1 to M9.1 | 4 | 10 | 0.2 | 0.7 | 1.1 | 1.3 | 6.9 | 7.0 | 0.1 |
| 5270 | Non HT/VHT40, 6 to 54 Mbps | 1 | 7 | 6.0 | | | | 6.0 | 10.0 | 4.0 |
| | Non HT/VHT40, 6 to 54 Mbps | 2 | 10 | 2.7 | 3.0 | | | 5.9 | 7.0 | 1.1 |
| | Non HT/VHT40, 6 to 54 Mbps | 3 | 12 | -0.2 | 0.2 | 0.3 | | 4.9 | 5.2 | 0.4 |
| | Non HT/VHT40, 6 to 54 Mbps | 4 | 13 | -2.7 | -2.8 | -2.4 | -2.3 | 3.5 | 4.0 | 0.5 |
| | HT/VHT40, M0 to M7, M0.1 to M9.1 | 1 | 7 | 5.2 | | | | 5.2 | 10.0 | 4.8 |
| | HT/VHT40, M0 to M7, M0.1 to M9.1 | 2 | 10 | 2.6 | 3.3 | | | 6.0 | 7.0 | 1.0 |
| | HT/VHT40, M8 to M15, M0.2 to M9.2 | 2 | 7 | 2.6 | 3.3 | | | 6.0 | 10.0 | 4.0 |
| | HT/VHT40, M0 to M7, M0.1 to M9.1 | 3 | 12 | -0.4 | 0.6 | 0.3 | | 5.0 | 5.2 | 0.3 |



| | | | | | | | | | | |
|------|---|---|----|-------|-------|-------|-------|------|------|------|
| | HT/VHT40, M8 to M15, M0.2 to M9.2 | 3 | 9 | 0.7 | 1.1 | 1.5 | | 5.9 | 8.2 | 2.4 |
| | HT/VHT40, M16 to M23, M0.3 to M9.3 | 3 | 7 | 0.7 | 1.1 | 1.5 | | 5.9 | 10.0 | 4.1 |
| | HT/VHT40, M0 to M7, M0.1 to M9.1 | 4 | 13 | -3.2 | -2.9 | -2.8 | -1.7 | 3.4 | 4.0 | 0.6 |
| | HT/VHT40, M8 to M15, M0.2 to M9.2 | 4 | 10 | -0.4 | 0.6 | 0.3 | 0.9 | 6.4 | 7.0 | 0.6 |
| | HT/VHT40, M16 to M23, M0.3 to M9.3 | 4 | 8 | -0.4 | 0.6 | 0.3 | 0.9 | 6.4 | 8.8 | 2.4 |
| | HT/VHT40 Beam Forming, M0 to M7, M0.1 to M9.1 | 2 | 10 | -0.4 | 0.6 | | | 3.1 | 7.0 | 3.9 |
| | HT/VHT40 Beam Forming, M8 to M15, M0.2 to M9.2 | 2 | 7 | 2.6 | 3.3 | | | 6.0 | 10.0 | 4.0 |
| | HT/VHT40 Beam Forming, M0 to M7, M0.1 to M9.1 | 3 | 12 | -4.5 | -3.9 | -3.7 | | 0.8 | 5.2 | 4.5 |
| | HT/VHT40 Beam Forming, M8 to M15, M0.2 to M9.2 | 3 | 9 | -1.1 | -0.8 | -0.8 | | 3.9 | 8.2 | 4.4 |
| | HT/VHT40 Beam Forming, M16 to M23, M0.3 to M9.3 | 3 | 7 | 0.7 | 1.1 | 1.5 | | 5.9 | 10.0 | 4.1 |
| | HT/VHT40 Beam Forming, M0 to M7, M0.1 to M9.1 | 4 | 13 | -6.5 | -6.0 | -5.7 | -5.2 | 0.2 | 4.0 | 3.8 |
| | HT/VHT40 Beam Forming, M8 to M15, M0.2 to M9.2 | 4 | 10 | -3.2 | -2.9 | -2.8 | -1.7 | 3.4 | 7.0 | 3.6 |
| | HT/VHT40 Beam Forming, M16 to M23, M0.3 to M9.3 | 4 | 8 | -1.1 | -0.8 | -0.8 | -0.1 | 5.3 | 8.8 | 3.4 |
| | HT/VHT40 STBC, M0 to M7, M0.1 to M9.1 | 2 | 7 | 2.6 | 3.3 | | | 6.0 | 10.0 | 4.0 |
| | HT/VHT40 STBC, M0 to M7, M0.1 to M9.1 | 3 | 9 | 0.7 | 1.1 | 1.5 | | 5.9 | 8.2 | 2.4 |
| | HT/VHT40 STBC, M0 to M7, M0.1 to M9.1 | 4 | 10 | -0.4 | 0.6 | 0.3 | 0.9 | 6.4 | 7.0 | 0.6 |
| 5290 | Non HT/VHT80, 6 to 54 Mbps | 1 | 7 | -5.1 | | | | -5.1 | 10.0 | 15.1 |
| | Non HT/VHT80, 6 to 54 Mbps | 2 | 10 | -5.9 | -6.0 | | | -2.9 | 7.0 | 9.9 |
| | Non HT/VHT80, 6 to 54 Mbps | 3 | 12 | -9.1 | -8.9 | -8.8 | | -4.2 | 5.2 | 9.4 |
| | Non HT/VHT80, 6 to 54 Mbps | 4 | 13 | -10.6 | -11.3 | -11.2 | -10.4 | -4.8 | 4.0 | 8.8 |
| | HT/VHT80, M0 to M7, M0.1 to M9.1 | 1 | 7 | 0.0 | | | | 0.0 | 10.0 | 10.0 |
| | HT/VHT80, M0 to M7, M0.1 to M9.1 | 2 | 10 | -3.6 | -3.9 | | | -0.7 | 7.0 | 7.7 |
| | HT/VHT80, M8 to M15, M0.2 to M9.2 | 2 | 7 | -3.6 | -3.9 | | | -0.7 | 10.0 | 10.7 |
| | HT/VHT80, M0 to M7, M0.1 to M9.1 | 3 | 12 | -4.4 | -4.7 | -4.6 | | 0.2 | 5.2 | 5.0 |
| | HT/VHT80, M8 to M15, M0.2 to M9.2 | 3 | 9 | -4.4 | -4.7 | -4.6 | | 0.2 | 8.2 | 8.0 |
| | HT/VHT80, M16 to M23, M0.3 to M9.3 | 3 | 7 | -4.4 | -4.7 | -4.6 | | 0.2 | 10.0 | 9.8 |
| | HT/VHT80, M0 to M7, M0.1 to M9.1 | 4 | 13 | -5.7 | -5.9 | -5.0 | -5.1 | 0.6 | 4.0 | 3.4 |
| | HT/VHT80, M8 to M15, M0.2 to M9.2 | 4 | 10 | -5.7 | -5.9 | -5.0 | -5.1 | 0.6 | 7.0 | 6.4 |
| | HT/VHT80, M16 to M23, M0.3 to M9.3 | 4 | 8 | -5.7 | -5.9 | -5.0 | -5.1 | 0.6 | 8.8 | 8.1 |
| | HT/VHT80 Beam Forming, M0 to M7, M0.1 to M9.1 | 2 | 10 | -6.5 | -6.5 | | | -3.5 | 7.0 | 10.5 |
| | HT/VHT80 Beam Forming, M8 to M15, M0.2 to M9.2 | 2 | 7 | -3.6 | -3.9 | | | -0.7 | 10.0 | 10.7 |
| | HT/VHT80 Beam Forming, M0 to M7, M0.1 to M9.1 | 3 | 12 | -10.6 | -10.7 | -10.2 | | -5.7 | 5.2 | 11.0 |
| | HT/VHT80 Beam Forming, M8 to M15, M0.2 to M9.2 | 3 | 9 | -6.5 | -6.5 | -6.6 | | -1.8 | 8.2 | 10.0 |
| | HT/VHT80 Beam Forming, M16 to M23, M0.3 to M9.3 | 3 | 7 | -4.4 | -4.7 | -4.6 | | 0.2 | 10.0 | 9.8 |
| | HT/VHT80 Beam Forming, M0 to M7, M0.1 to M9.1 | 4 | 13 | -12.2 | -12.7 | -12.3 | -11.9 | -6.2 | 4.0 | 10.2 |
| | HT/VHT80 Beam Forming, M8 to M15, M0.2 to M9.2 | 4 | 10 | -9.6 | -9.7 | -9.6 | -9.2 | -3.5 | 7.0 | 10.5 |
| | HT/VHT80 Beam Forming, M16 to M23, M0.3 to M9.3 | 4 | 8 | -7.4 | -7.3 | -6.9 | -7.0 | -1.1 | 8.8 | 9.9 |
| | HT/VHT80 STBC, M0 to M7, M0.1 to M9.1 | 2 | 7 | -3.6 | -3.9 | | | -0.7 | 10.0 | 10.7 |
| | HT/VHT80 STBC, M0 to M7, M0.1 to M9.1 | 3 | 9 | -4.4 | -4.7 | -4.6 | | 0.2 | 8.2 | 8.0 |
| | HT/VHT80 STBC, M0 to M7, M0.1 to M9.1 | 4 | 10 | -5.7 | -5.9 | -5.0 | -5.1 | 0.6 | 7.0 | 6.4 |



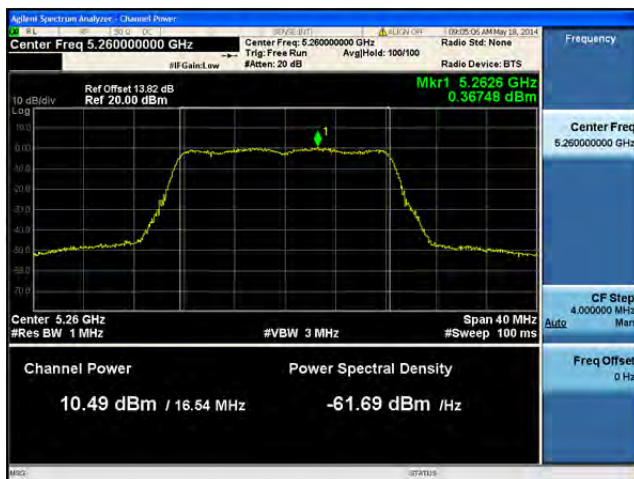
| | | | | | | | | | | |
|------|---|---|----|------|------|------|------|-----|------|-----|
| 5280 | Non HT/VHT20, 6 to 54 Mbps | 1 | 7 | 8.9 | | | | 8.9 | 10.0 | 1.1 |
| | Non HT/VHT20, 6 to 54 Mbps | 2 | 10 | 3.7 | 4.2 | | | 7.0 | 7.0 | 0.0 |
| | Non HT/VHT20, 6 to 54 Mbps | 3 | 12 | -0.3 | 0.1 | 0.3 | | 4.8 | 5.2 | 0.4 |
| | Non HT/VHT20, 6 to 54 Mbps | 4 | 13 | -3.2 | -2.9 | -2.7 | -2.6 | 3.2 | 4.0 | 0.8 |
| | Non HT/VHT20 Beam Forming, 6 to 54 Mbps | 2 | 10 | 2.8 | 3.1 | | | 6.0 | 7.0 | 1.0 |
| | Non HT/VHT20 Beam Forming, 6 to 54 Mbps | 3 | 12 | -1.4 | -0.8 | -0.7 | | 3.8 | 5.2 | 1.4 |
| | Non HT/VHT20 Beam Forming, 6 to 54 Mbps | 4 | 13 | -3.2 | -2.9 | -2.7 | -2.6 | 3.2 | 4.0 | 0.8 |
| | HT/VHT20, M0 to M7, M0.1 to M9.1 | 1 | 7 | 7.8 | | | | 7.8 | 10.0 | 2.2 |
| | HT/VHT20, M0 to M7, M0.1 to M9.1 | 2 | 10 | 3.4 | 3.5 | | | 6.5 | 7.0 | 0.5 |
| | HT/VHT20, M8 to M15, M0.2 to M9.2 | 2 | 7 | 5.0 | 5.5 | | | 8.3 | 10.0 | 1.7 |
| | HT/VHT20, M0 to M7, M0.1 to M9.1 | 3 | 12 | -0.3 | -0.7 | 0.0 | | 4.4 | 5.2 | 0.8 |
| | HT/VHT20, M8 to M15, M0.2 to M9.2 | 3 | 9 | 3.4 | 3.5 | 3.5 | | 8.2 | 8.2 | 0.0 |
| | HT/VHT20, M16 to M23, M0.3 to M9.3 | 3 | 7 | 3.4 | 3.5 | 3.5 | | 8.2 | 10.0 | 1.8 |
| | HT/VHT20, M0 to M7, M0.1 to M9.1 | 4 | 13 | -2.3 | -2.6 | -2.0 | -1.9 | 3.8 | 4.0 | 0.2 |
| | HT/VHT20, M8 to M15, M0.2 to M9.2 | 4 | 10 | 0.6 | 0.6 | 0.8 | 1.4 | 6.9 | 7.0 | 0.1 |
| | HT/VHT20, M16 to M23, M0.3 to M9.3 | 4 | 8 | 1.4 | 1.7 | 2.1 | 2.1 | 7.9 | 8.8 | 0.9 |
| | HT/VHT20 Beam Forming, M0 to M7, M0.1 to M9.1 | 2 | 10 | 2.4 | 2.3 | | | 5.4 | 7.0 | 1.6 |
| | HT/VHT20 Beam Forming, M8 to M15, M0.2 to M9.2 | 2 | 7 | 5.0 | 5.5 | | | 8.3 | 10.0 | 1.7 |
| | HT/VHT20 Beam Forming, M0 to M7, M0.1 to M9.1 | 3 | 12 | -1.8 | -1.7 | -1.2 | | 3.2 | 5.2 | 2.0 |
| | HT/VHT20 Beam Forming, M8 to M15, M0.2 to M9.2 | 3 | 9 | 1.4 | 1.7 | 2.1 | | 6.5 | 8.2 | 1.7 |
| | HT/VHT20 Beam Forming, M16 to M23, M0.3 to M9.3 | 3 | 7 | 3.4 | 3.5 | 3.5 | | 8.2 | 10.0 | 1.8 |
| | HT/VHT20 Beam Forming, M0 to M7, M0.1 to M9.1 | 4 | 13 | -3.8 | -3.6 | -3.2 | -3.0 | 2.6 | 4.0 | 1.3 |
| | HT/VHT20 Beam Forming, M8 to M15, M0.2 to M9.2 | 4 | 10 | -0.3 | -0.7 | 0.0 | 0.3 | 5.9 | 7.0 | 1.1 |
| | HT/VHT20 Beam Forming, M16 to M23, M0.3 to M9.3 | 4 | 8 | 1.4 | 1.7 | 2.1 | 2.1 | 7.9 | 8.8 | 0.9 |
| | HT/VHT20 STBC, M0 to M7, M0.1 to M9.1 | 2 | 7 | 5.0 | 5.5 | | | 8.3 | 10.0 | 1.7 |
| | HT/VHT20 STBC, M0 to M7, M0.1 to M9.1 | 3 | 9 | 3.4 | 3.5 | 3.5 | | 8.2 | 8.2 | 0.0 |
| | HT/VHT20 STBC, M0 to M7, M0.1 to M9.1 | 4 | 10 | 0.6 | 0.6 | 0.8 | 1.4 | 6.9 | 7.0 | 0.1 |
| 5310 | Non HT/VHT40, 6 to 54 Mbps | 1 | 7 | 4.6 | | | | 4.6 | 10.0 | 5.4 |
| | Non HT/VHT40, 6 to 54 Mbps | 2 | 10 | 3.0 | 3.0 | | | 6.0 | 7.0 | 1.0 |
| | Non HT/VHT40, 6 to 54 Mbps | 3 | 12 | 0.3 | 0.3 | 0.5 | | 5.1 | 5.2 | 0.1 |
| | Non HT/VHT40, 6 to 54 Mbps | 4 | 13 | -2.1 | -2.7 | -2.9 | -1.9 | 3.6 | 4.0 | 0.3 |
| | HT/VHT40, M0 to M7, M0.1 to M9.1 | 1 | 7 | 5.7 | | | | 5.7 | 10.0 | 4.3 |
| | HT/VHT40, M0 to M7, M0.1 to M9.1 | 2 | 10 | 3.1 | 3.2 | | | 6.2 | 7.0 | 0.8 |
| | HT/VHT40, M8 to M15, M0.2 to M9.2 | 2 | 7 | 3.1 | 3.2 | | | 6.2 | 10.0 | 3.8 |
| | HT/VHT40, M0 to M7, M0.1 to M9.1 | 3 | 12 | 0.4 | 0.0 | 0.2 | | 5.0 | 5.2 | 0.3 |
| | HT/VHT40, M8 to M15, M0.2 to M9.2 | 3 | 9 | 1.6 | 1.3 | 1.4 | | 6.2 | 8.2 | 2.0 |
| | HT/VHT40, M16 to M23, M0.3 to M9.3 | 3 | 7 | 1.6 | 1.3 | 1.4 | | 6.2 | 10.0 | 3.8 |
| | HT/VHT40, M0 to M7, M0.1 to M9.1 | 4 | 13 | -2.9 | -2.5 | -3.0 | -2.2 | 3.4 | 4.0 | 0.6 |
| | HT/VHT40, M8 to M15, M0.2 to M9.2 | 4 | 10 | 0.4 | 0.0 | 0.2 | 0.4 | 6.3 | 7.0 | 0.7 |

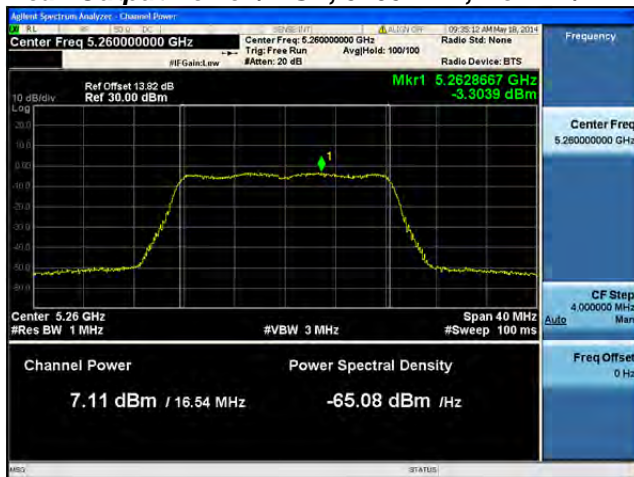
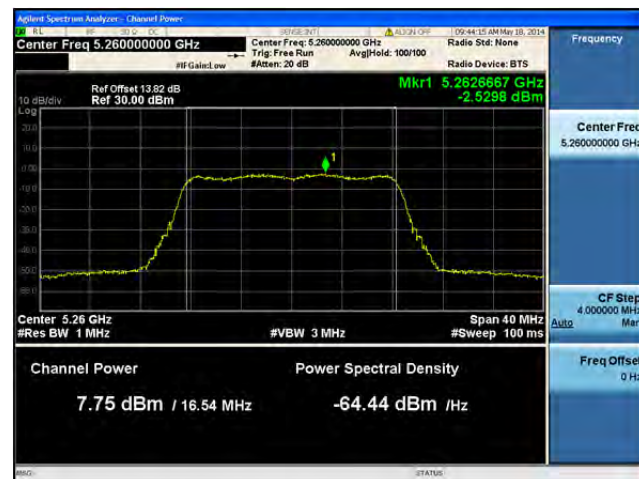


| | | | | | | | | | | |
|------|---|---|----|------|------|------|------|-----|------|-----|
| | HT/VHT40, M16 to M23, M0.3 to M9.3 | 4 | 8 | 0.4 | 0.0 | 0.2 | 0.4 | 6.3 | 8.8 | 2.5 |
| | HT/VHT40 Beam Forming, M0 to M7, M0.1 to M9.1 | 2 | 10 | 0.4 | 0.0 | | | 3.2 | 7.0 | 3.8 |
| | HT/VHT40 Beam Forming, M8 to M15, M0.2 to M9.2 | 2 | 7 | 3.1 | 3.2 | | | 6.2 | 10.0 | 3.8 |
| | HT/VHT40 Beam Forming, M0 to M7, M0.1 to M9.1 | 3 | 12 | -3.6 | -3.6 | -3.6 | | 1.2 | 5.2 | 4.1 |
| | HT/VHT40 Beam Forming, M8 to M15, M0.2 to M9.2 | 3 | 9 | -0.7 | -1.1 | -0.9 | | 3.9 | 8.2 | 4.4 |
| | HT/VHT40 Beam Forming, M16 to M23, M0.3 to M9.3 | 3 | 7 | 1.6 | 1.3 | 1.4 | | 6.2 | 10.0 | 3.8 |
| | HT/VHT40 Beam Forming, M0 to M7, M0.1 to M9.1 | 4 | 13 | -5.9 | -6.0 | -5.7 | -5.9 | 0.1 | 4.0 | 3.8 |
| | HT/VHT40 Beam Forming, M8 to M15, M0.2 to M9.2 | 4 | 10 | -2.9 | -2.5 | -3.0 | -2.2 | 3.4 | 7.0 | 3.6 |
| | HT/VHT40 Beam Forming, M16 to M23, M0.3 to M9.3 | 4 | 8 | -0.7 | -1.1 | -0.9 | -0.2 | 5.3 | 8.8 | 3.4 |
| | HT/VHT40 STBC, M0 to M7, M0.1 to M9.1 | 2 | 7 | 3.1 | 3.2 | | | 6.2 | 10.0 | 3.8 |
| | HT/VHT40 STBC, M0 to M7, M0.1 to M9.1 | 3 | 9 | 1.6 | 1.3 | 1.4 | | 6.2 | 8.2 | 2.0 |
| | HT/VHT40 STBC, M0 to M7, M0.1 to M9.1 | 4 | 10 | 0.4 | 0.0 | 0.2 | 0.4 | 6.3 | 7.0 | 0.7 |
| 5320 | Non HT/VHT20, 6 to 54 Mbps | 1 | 7 | 8.9 | | | | 8.9 | 10.0 | 1.1 |
| | Non HT/VHT20, 6 to 54 Mbps | 2 | 10 | 3.3 | 3.5 | | | 6.4 | 7.0 | 0.6 |
| | Non HT/VHT20, 6 to 54 Mbps | 3 | 12 | 0.1 | 0.2 | 0.2 | | 4.9 | 5.2 | 0.3 |
| | Non HT/VHT20, 6 to 54 Mbps | 4 | 13 | -2.9 | -2.8 | -3.0 | -2.7 | 3.2 | 4.0 | 0.8 |
| | Non HT/VHT20 Beam Forming, 6 to 54 Mbps | 2 | 10 | 3.3 | 3.5 | | | 6.4 | 7.0 | 0.6 |
| | Non HT/VHT20 Beam Forming, 6 to 54 Mbps | 3 | 12 | -0.7 | -0.5 | -0.9 | | 4.1 | 5.2 | 1.2 |
| | Non HT/VHT20 Beam Forming, 6 to 54 Mbps | 4 | 13 | -2.9 | -2.8 | -3.0 | -2.7 | 3.2 | 4.0 | 0.8 |
| | HT/VHT20, M0 to M7, M0.1 to M9.1 | 1 | 7 | 9.2 | | | | 9.2 | 10.0 | 0.8 |
| | HT/VHT20, M0 to M7, M0.1 to M9.1 | 2 | 10 | 3.8 | 3.6 | | | 6.7 | 7.0 | 0.3 |
| | HT/VHT20, M8 to M15, M0.2 to M9.2 | 2 | 7 | 5.4 | 5.9 | | | 8.7 | 10.0 | 1.3 |
| | HT/VHT20, M0 to M7, M0.1 to M9.1 | 3 | 12 | 0.2 | 0.0 | -0.6 | | 4.7 | 5.2 | 0.6 |
| | HT/VHT20, M8 to M15, M0.2 to M9.2 | 3 | 9 | 2.3 | 2.6 | 2.4 | | 7.2 | 8.2 | 1.0 |
| | HT/VHT20, M16 to M23, M0.3 to M9.3 | 3 | 7 | 3.8 | 3.6 | 3.3 | | 8.3 | 10.0 | 1.7 |
| | HT/VHT20, M0 to M7, M0.1 to M9.1 | 4 | 13 | -2.0 | -2.4 | -2.5 | -2.2 | 3.7 | 4.0 | 0.2 |
| | HT/VHT20, M8 to M15, M0.2 to M9.2 | 4 | 10 | 1.3 | 0.7 | 0.4 | 0.8 | 6.8 | 7.0 | 0.2 |
| | HT/VHT20, M16 to M23, M0.3 to M9.3 | 4 | 8 | 2.3 | 2.6 | 2.4 | 3.0 | 8.6 | 8.8 | 0.1 |
| | HT/VHT20 Beam Forming, M0 to M7, M0.1 to M9.1 | 2 | 10 | 2.3 | 2.6 | | | 5.5 | 7.0 | 1.5 |
| | HT/VHT20 Beam Forming, M8 to M15, M0.2 to M9.2 | 2 | 7 | 5.4 | 5.9 | | | 8.7 | 10.0 | 1.3 |
| | HT/VHT20 Beam Forming, M0 to M7, M0.1 to M9.1 | 3 | 12 | -1.0 | -1.2 | -1.6 | | 3.5 | 5.2 | 1.7 |
| | HT/VHT20 Beam Forming, M8 to M15, M0.2 to M9.2 | 3 | 9 | 1.7 | 1.7 | 1.2 | | 6.3 | 8.2 | 1.9 |
| | HT/VHT20 Beam Forming, M16 to M23, M0.3 to M9.3 | 3 | 7 | 3.8 | 3.6 | 3.3 | | 8.3 | 10.0 | 1.7 |
| | HT/VHT20 Beam Forming, M0 to M7, M0.1 to M9.1 | 4 | 13 | -2.9 | -3.4 | -3.7 | -3.2 | 2.7 | 4.0 | 1.2 |
| | HT/VHT20 Beam Forming, M8 to M15, M0.2 to M9.2 | 4 | 10 | 0.2 | 0.0 | -0.6 | -0.1 | 5.9 | 7.0 | 1.1 |
| | HT/VHT20 Beam Forming, M16 to M23, M0.3 to M9.3 | 4 | 8 | 1.7 | 1.7 | 1.2 | 1.8 | 7.6 | 8.8 | 1.1 |
| | HT/VHT20 STBC, M0 to M7, M0.1 to M9.1 | 2 | 7 | 5.4 | 5.9 | | | 8.7 | 10.0 | 1.3 |
| | HT/VHT20 STBC, M0 to M7, M0.1 to M9.1 | 3 | 9 | 2.3 | 2.6 | 2.4 | | 7.2 | 8.2 | 1.0 |
| | HT/VHT20 STBC, M0 to M7, M0.1 to M9.1 | 4 | 10 | 1.3 | 0.7 | 0.4 | 0.8 | 6.8 | 7.0 | 0.2 |

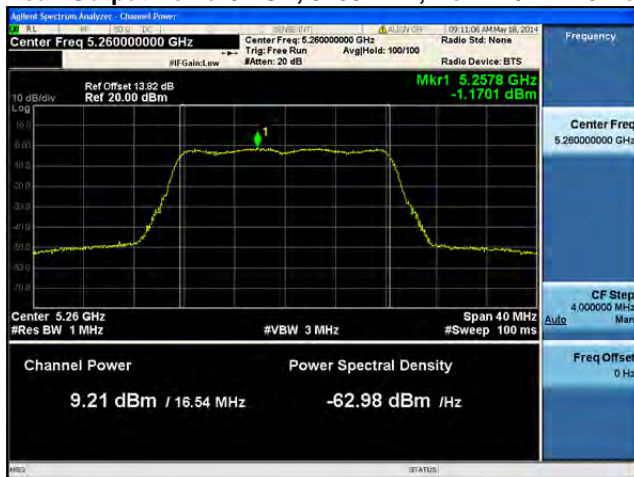
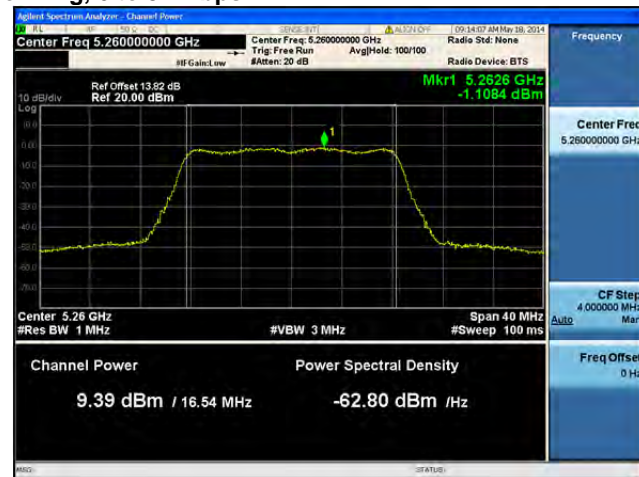
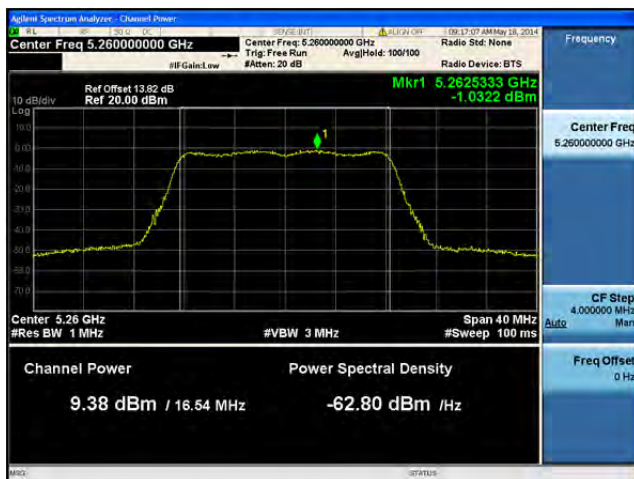
**Peak Output Power / PSD, 5260 MHz, Non HT/VHT20, 6 to 54 Mbps****Antenna A**

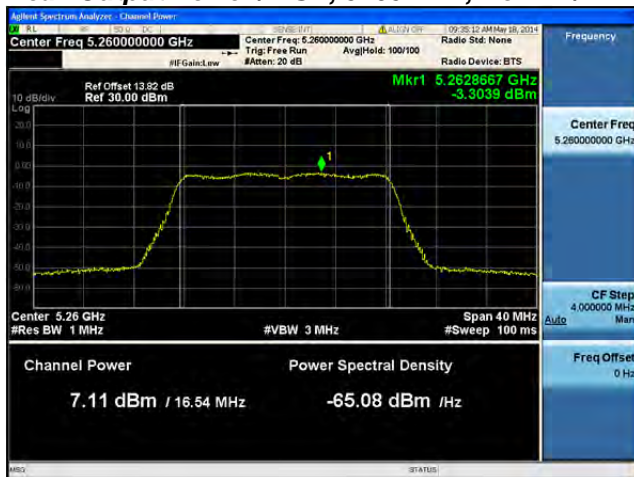
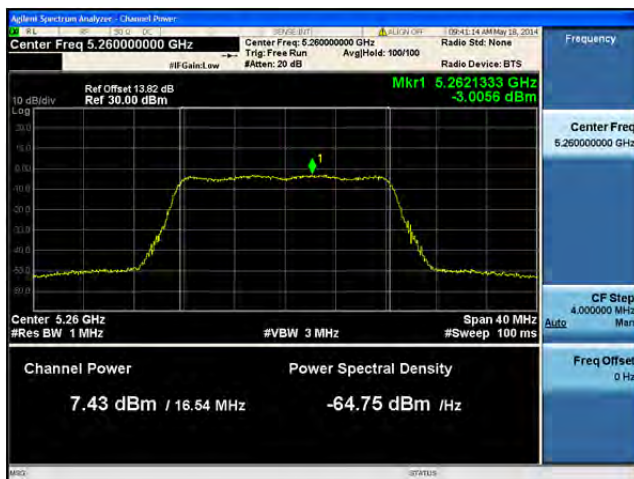
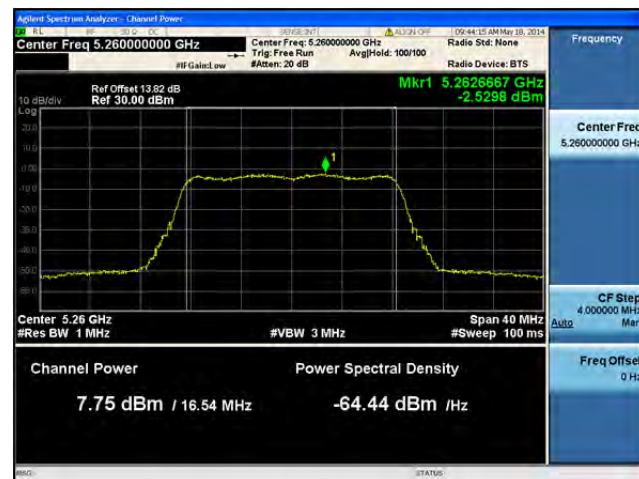
**Peak Output Power / PSD, 5260 MHz, Non HT/VHT20, 6 to 54 Mbps****Antenna A****Antenna B**

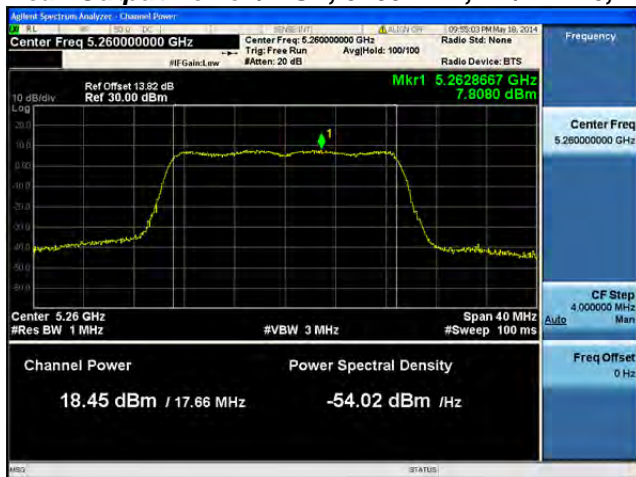
**Peak Output Power / PSD, 5260 MHz, Non HT/VHT20, 6 to 54 Mbps****Antenna A****Antenna B****Antenna C**

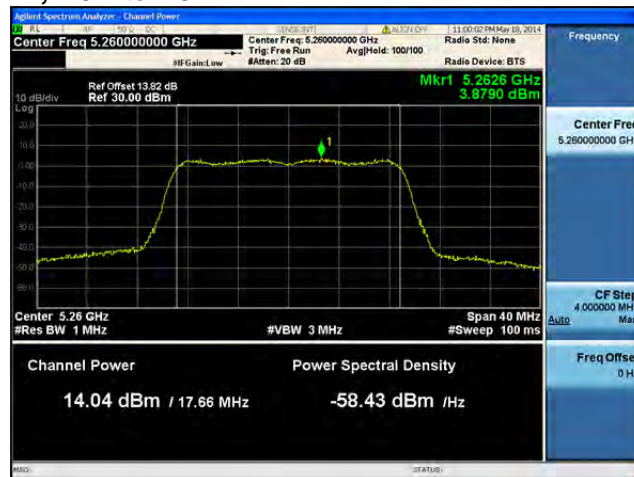
**Peak Output Power / PSD, 5260 MHz, Non HT/VHT20, 6 to 54 Mbps****Antenna A****Antenna B****Antenna C****Antenna D**

Peak Output Power / PSD, 5260 MHz, Non HT/VHT20 Beam Forming, 6 to 54 Mbps**Antenna A****Antenna B**

Peak Output Power / PSD, 5260 MHz, Non HT/VHT20 Beam Forming, 6 to 54 Mbps**Antenna A****Antenna B****Antenna C**

**Peak Output Power / PSD, 5260 MHz, Non HT/VHT20 Beam Forming, 6 to 54 Mbps****Antenna A****Antenna B****Antenna C****Antenna D**

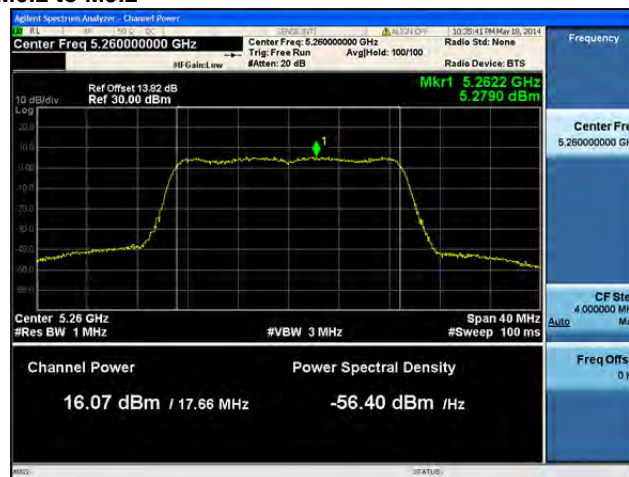
**Peak Output Power / PSD, 5260 MHz, HT/VHT20, M0 to M7, M0.1 to M9.1****Antenna A**

Peak Output Power / PSD, 5260 MHz, HT/VHT20, M0 to M7, M0.1 to M9.1**Antenna A****Antenna B**

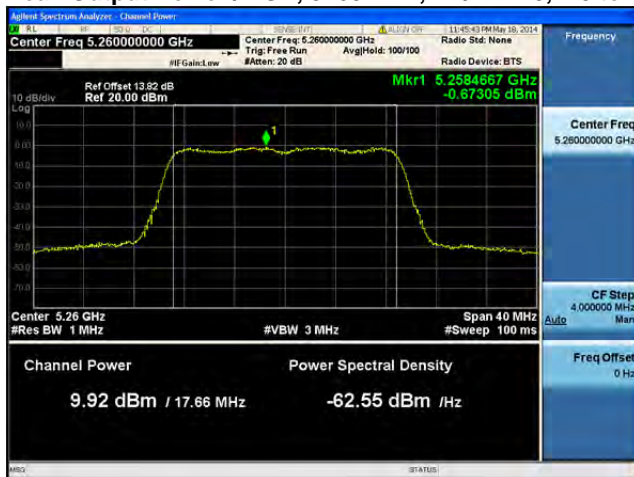
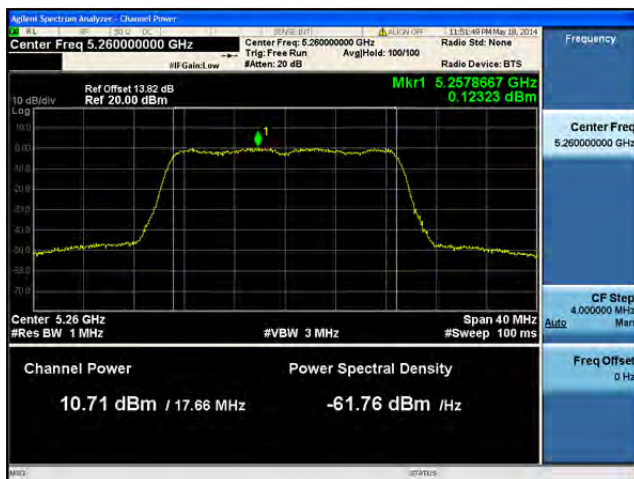
Peak Output Power / PSD, 5260 MHz, HT/VHT20, M8 to M15, M0.2 to M9.2

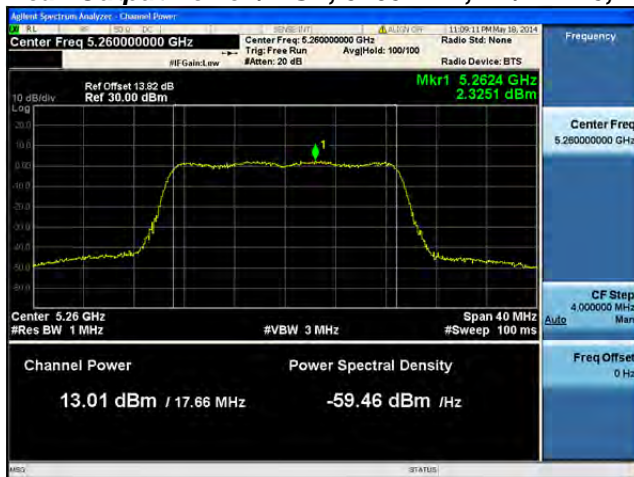
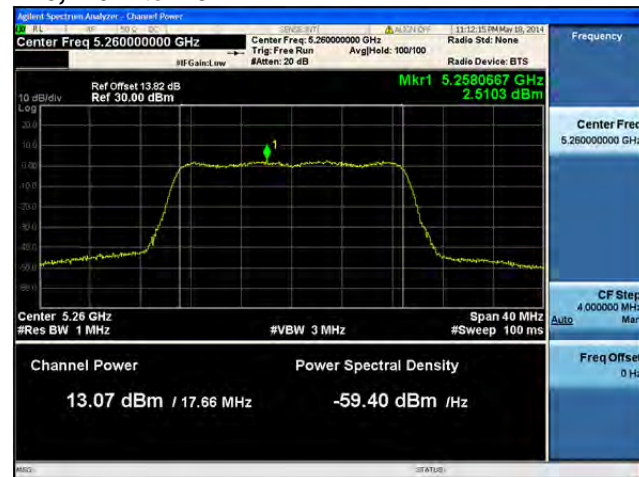
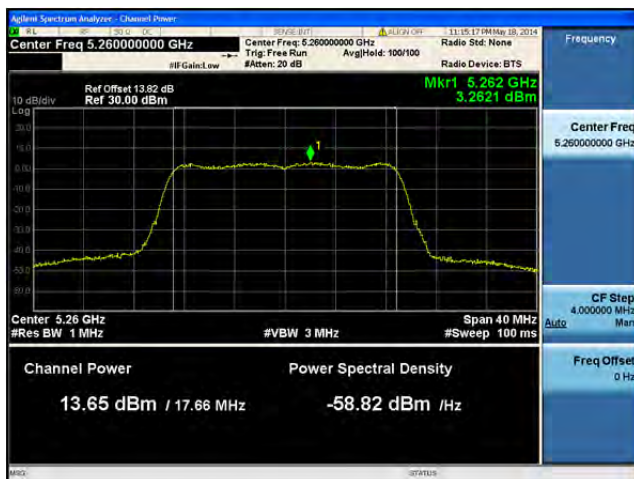


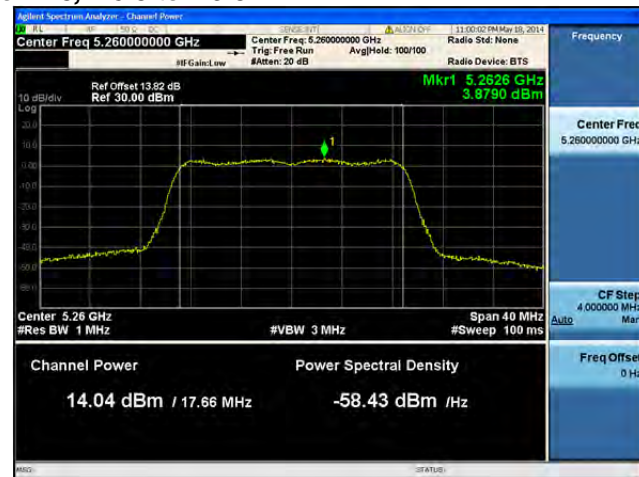
Antenna A

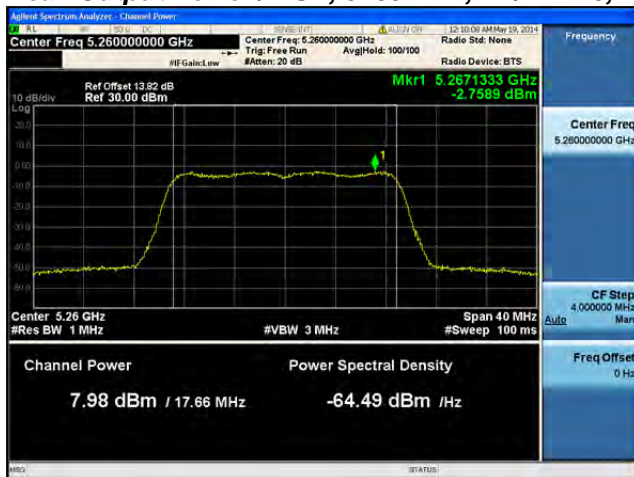


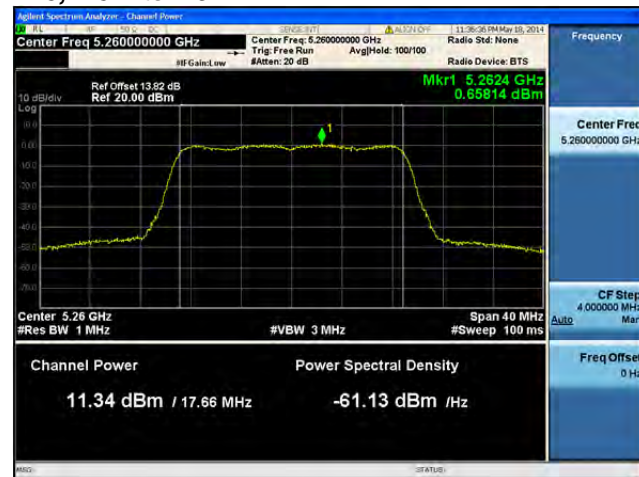
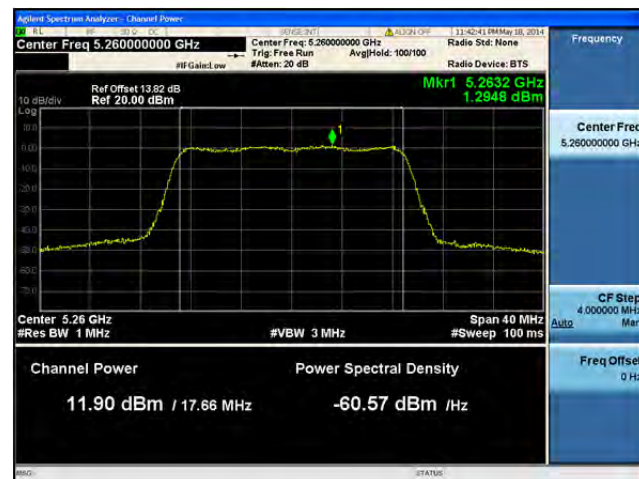
Antenna B

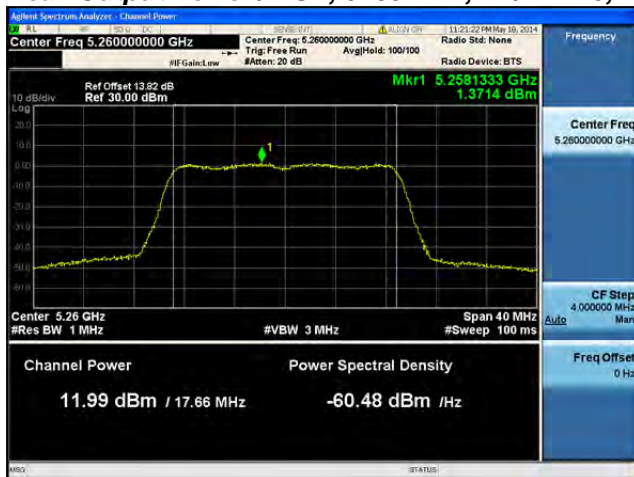
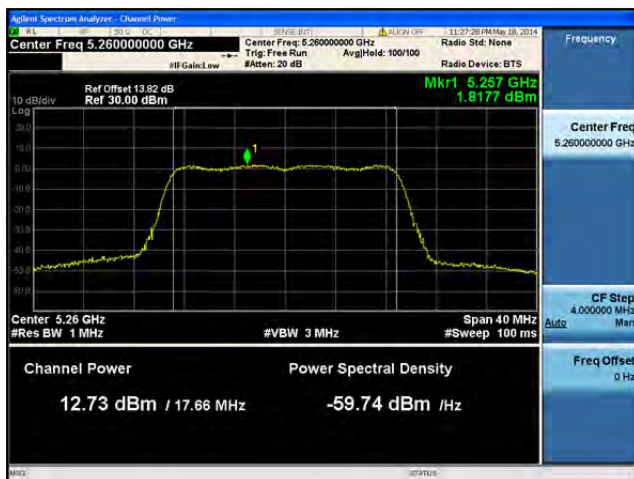
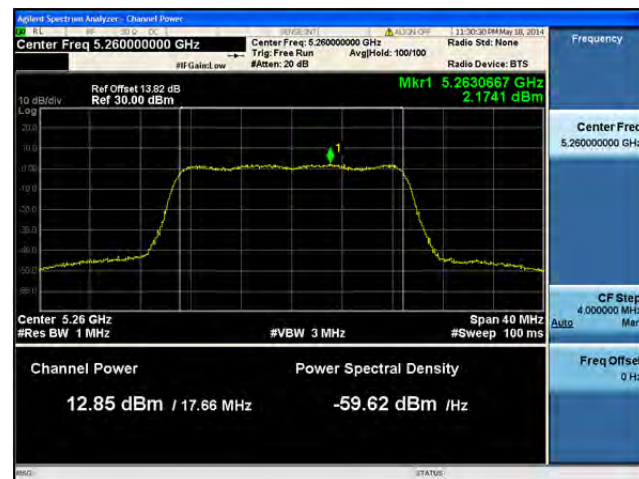
Peak Output Power / PSD, 5260 MHz, HT/VHT20, M0 to M7, M0.1 to M9.1**Antenna A****Antenna B****Antenna C**

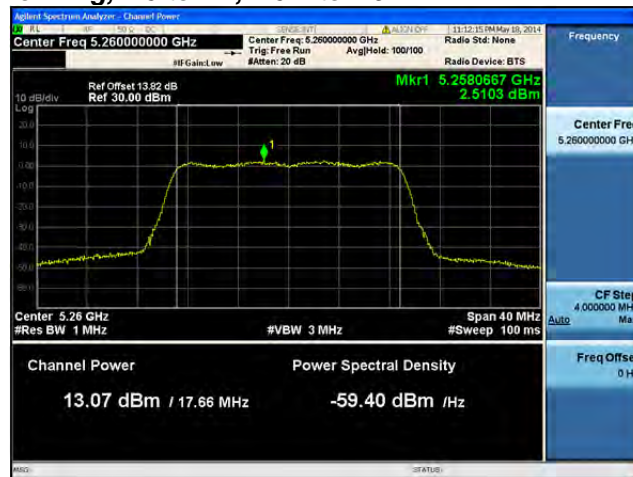
Peak Output Power / PSD, 5260 MHz, HT/VHT20, M8 to M15, M0.2 to M9.2**Antenna A****Antenna B****Antenna C**

**Peak Output Power / PSD, 5260 MHz, HT/VHT20, M16 to M23, M0.3 to M9.3****Antenna A****Antenna B****Antenna C**

Peak Output Power / PSD, 5260 MHz, HT/VHT20, M0 to M7, M0.1 to M9.1**Antenna A****Antenna B****Antenna C****Antenna D**

Peak Output Power / PSD, 5260 MHz, HT/VHT20, M8 to M15, M0.2 to M9.2**Antenna A****Antenna B****Antenna C****Antenna D**

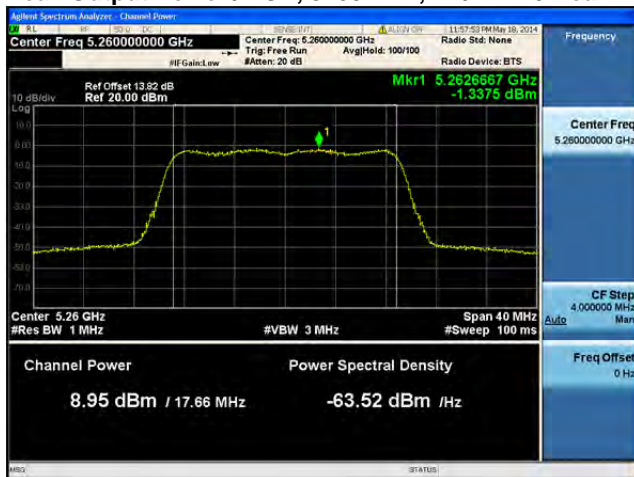
**Peak Output Power / PSD, 5260 MHz, HT/VHT20, M16 to M23, M0.3 to M9.3****Antenna A****Antenna B****Antenna C****Antenna D**

Peak Output Power / PSD, 5260 MHz, HT/VHT20 Beam Forming, M0 to M7, M0.1 to M9.1**Antenna A****Antenna B**

Peak Output Power / PSD, 5260 MHz, HT/VHT20 Beam Forming, M8 to M15, M0.2 to M9.2**Antenna A****Antenna B**



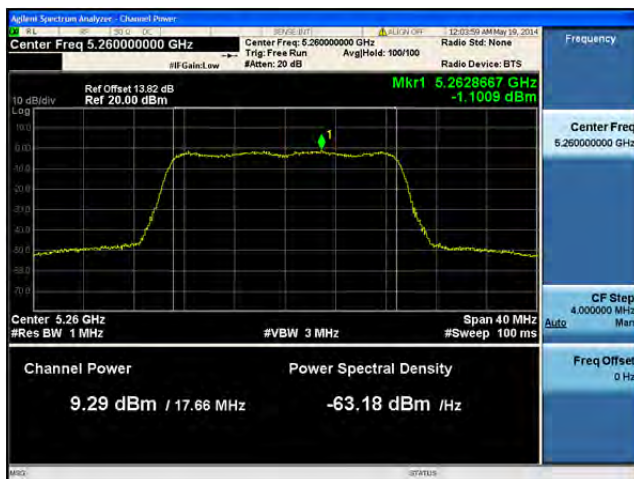
Peak Output Power / PSD, 5260 MHz, HT/VHT20 Beam Forming, M0 to M7, M0.1 to M9.1



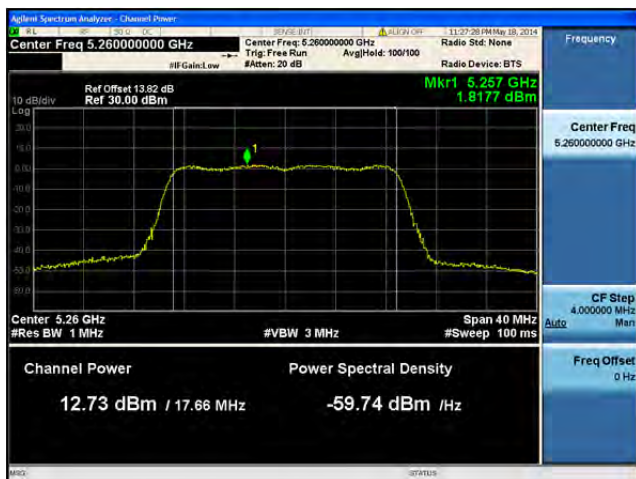
Antenna A

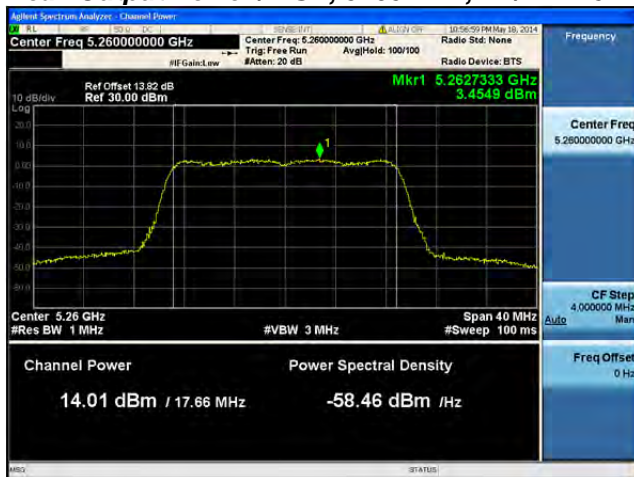
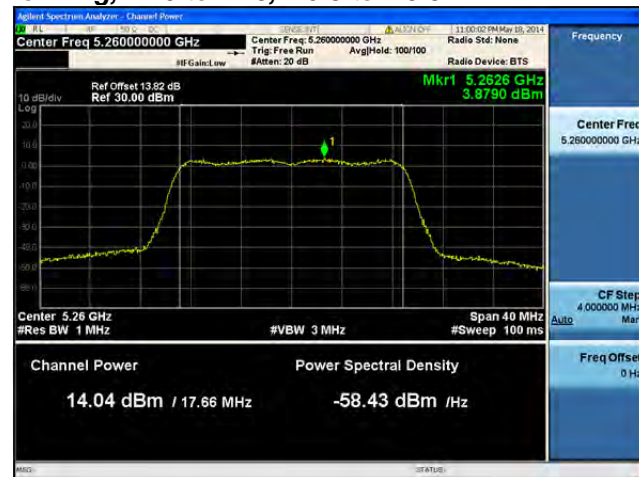


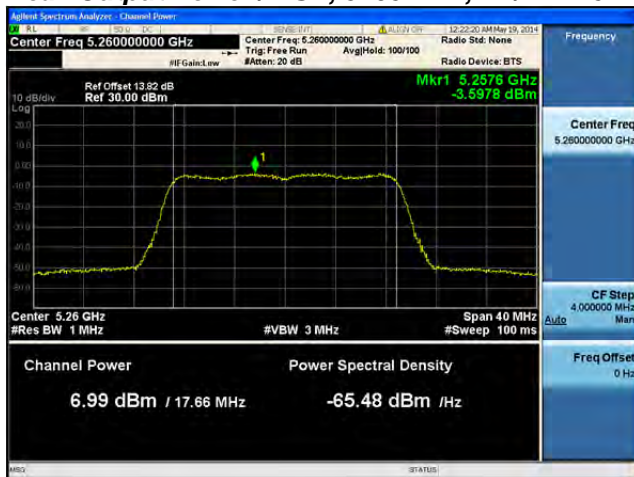
Antenna B

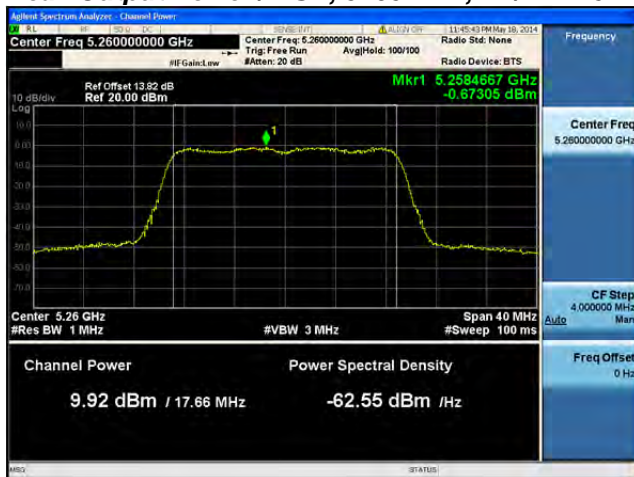
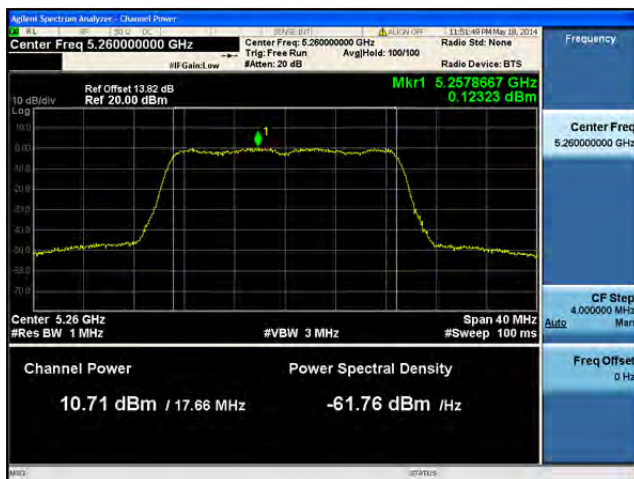


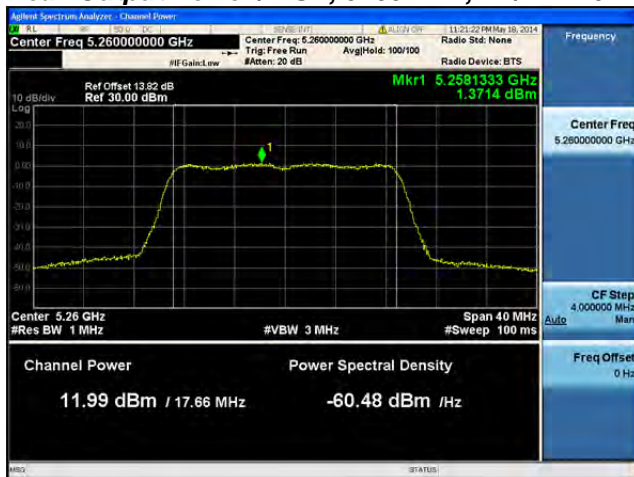
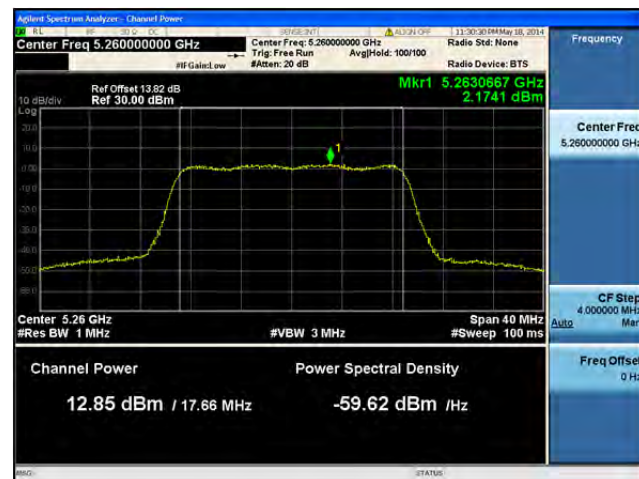
Antenna C

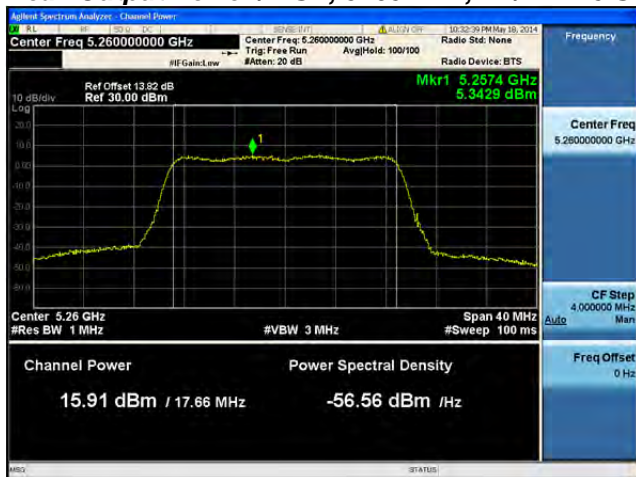
**Peak Output Power / PSD, 5260 MHz, HT/VHT20 Beam Forming, M8 to M15, M0.2 to M9.2****Antenna A****Antenna B****Antenna C**

**Peak Output Power / PSD, 5260 MHz, HT/VHT20 Beam Forming, M16 to M23, M0.3 to M9.3****Antenna A****Antenna B****Antenna C**

Peak Output Power / PSD, 5260 MHz, HT/VHT20 Beam Forming, M0 to M7, M0.1 to M9.1**Antenna A****Antenna B****Antenna C****Antenna D**

Peak Output Power / PSD, 5260 MHz, HT/VHT20 Beam Forming, M8 to M15, M0.2 to M9.2**Antenna A****Antenna B****Antenna C****Antenna D**

**Peak Output Power / PSD, 5260 MHz, HT/VHT20 Beam Forming, M16 to M23, M0.3 to M9.3****Antenna A****Antenna B****Antenna C****Antenna D**

Peak Output Power / PSD, 5260 MHz, HT/VHT20 STBC, M0 to M7, M0.1 to M9.1**Antenna A****Antenna B**



Peak Output Power / PSD, 5260 MHz, HT/VHT20 STBC, M0 to M7, M0.1 to M9.1



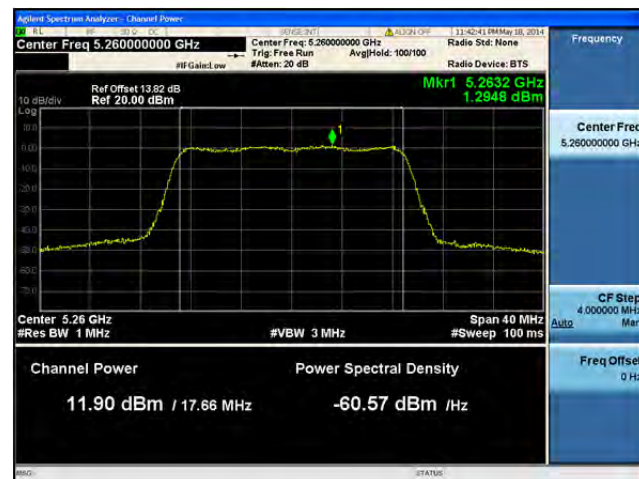
Antenna A

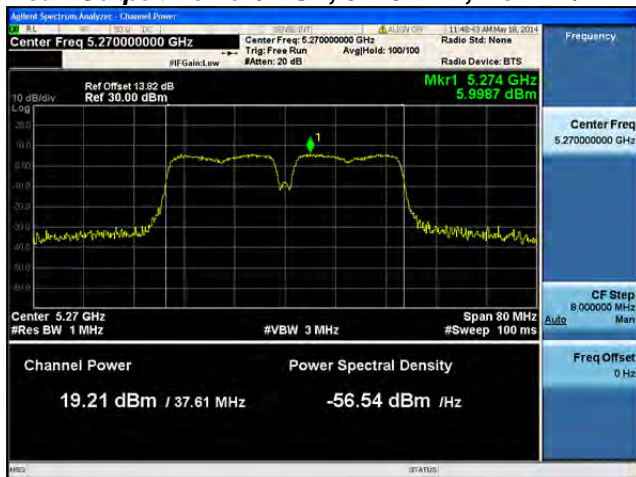


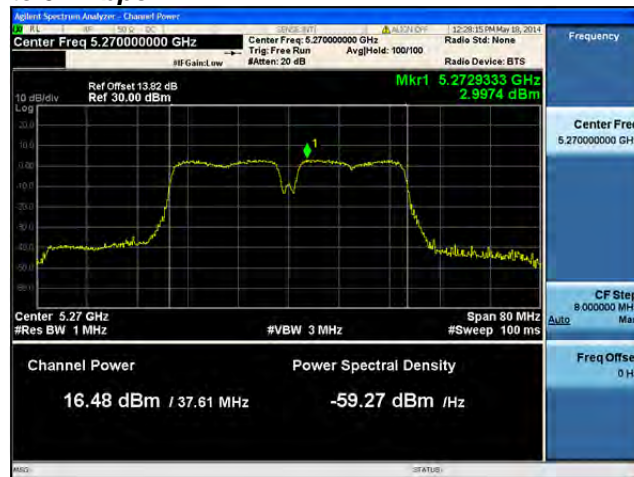
Antenna B

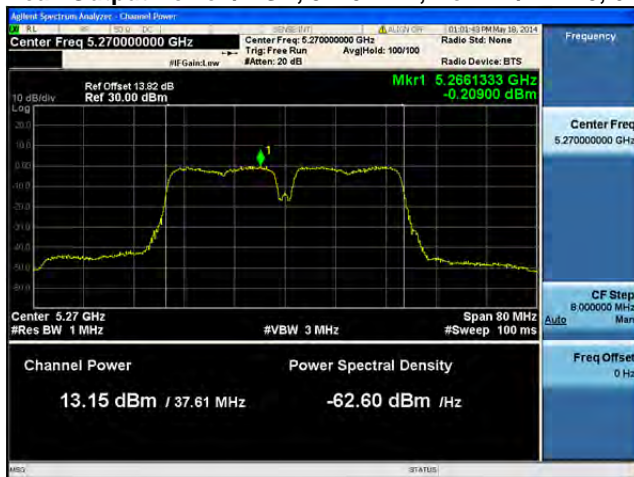


Antenna C

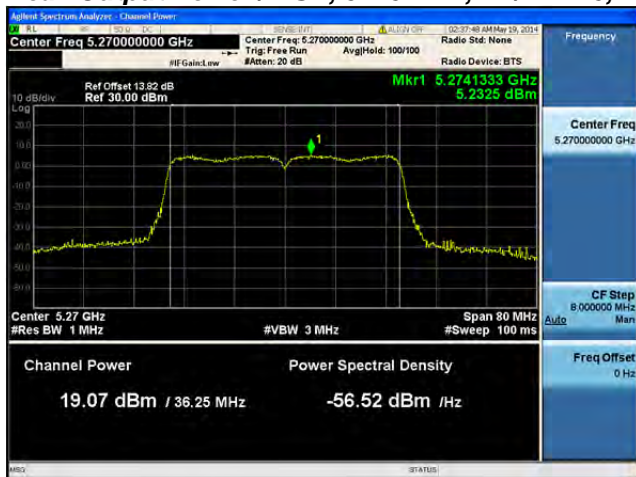
**Peak Output Power / PSD, 5260 MHz, HT/VHT20 STBC, M0 to M7, M0.1 to M9.1****Antenna A****Antenna B****Antenna C****Antenna D**

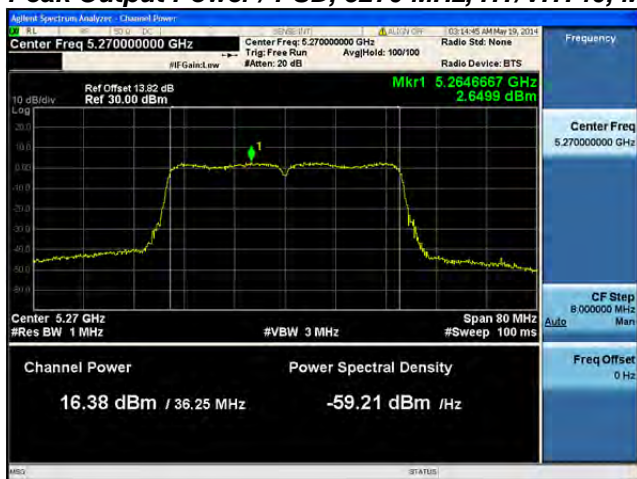
**Peak Output Power / PSD, 5270 MHz, Non HT/VHT40, 6 to 54 Mbps****Antenna A**

**Peak Output Power / PSD, 5270 MHz, Non HT/VHT40, 6 to 54 Mbps****Antenna A****Antenna B**

**Peak Output Power / PSD, 5270 MHz, Non HT/VHT40, 6 to 54 Mbps****Antenna A****Antenna B****Antenna C**

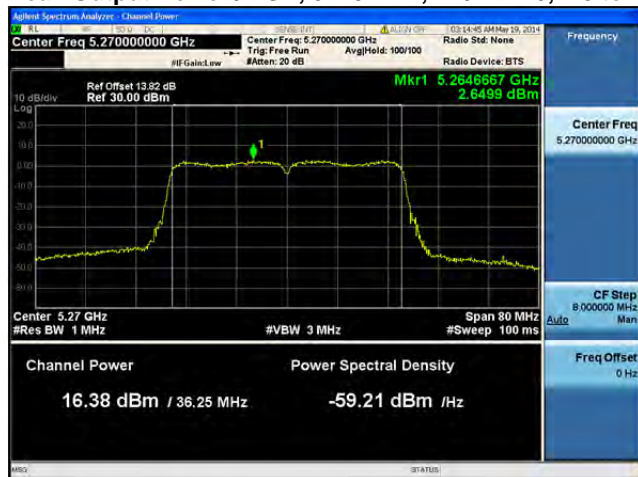
**Peak Output Power / PSD, 5270 MHz, Non HT/VHT40, 6 to 54 Mbps****Antenna A****Antenna B****Antenna C****Antenna D**

**Peak Output Power / PSD, 5270 MHz, HT/VHT40, M0 to M7, M0.1 to M9.1****Antenna A**

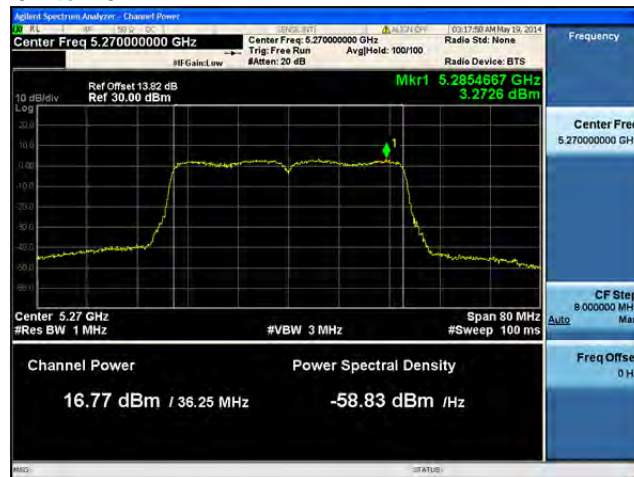
**Peak Output Power / PSD, 5270 MHz, HT/VHT40, M0 to M7, M0.1 to M9.1****Antenna A****Antenna B**



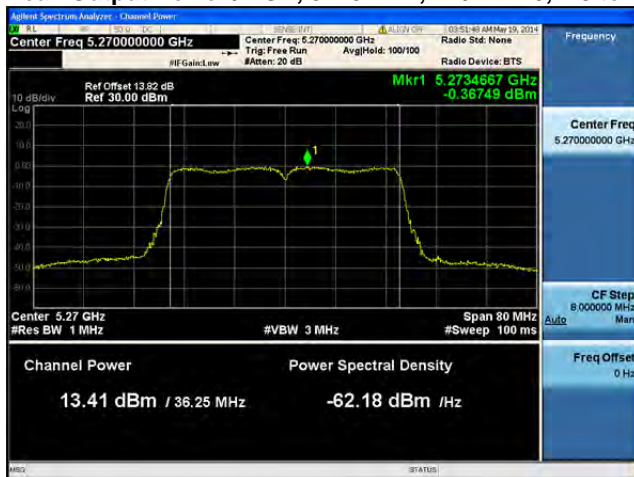
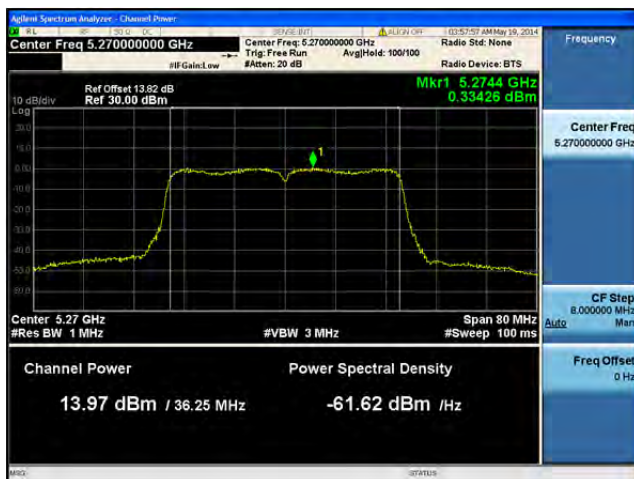
Peak Output Power / PSD, 5270 MHz, HT/VHT40, M8 to M15, M0.2 to M9.2

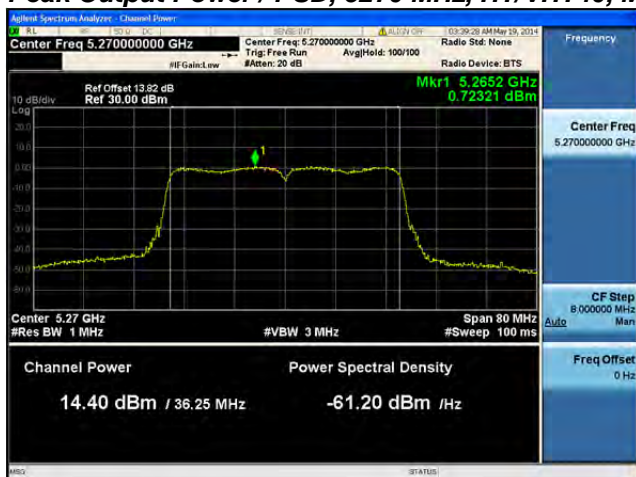
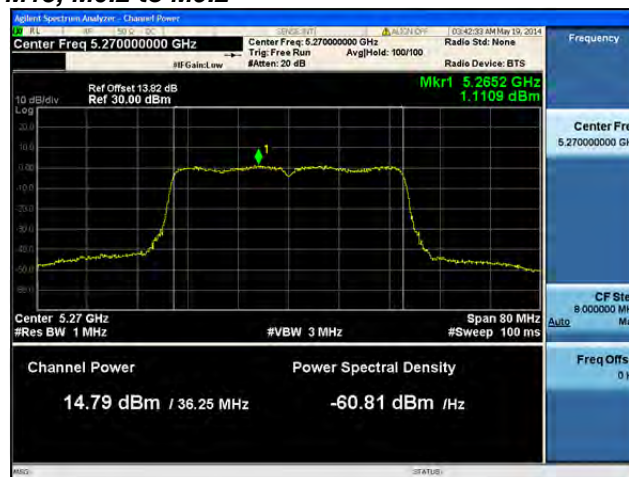


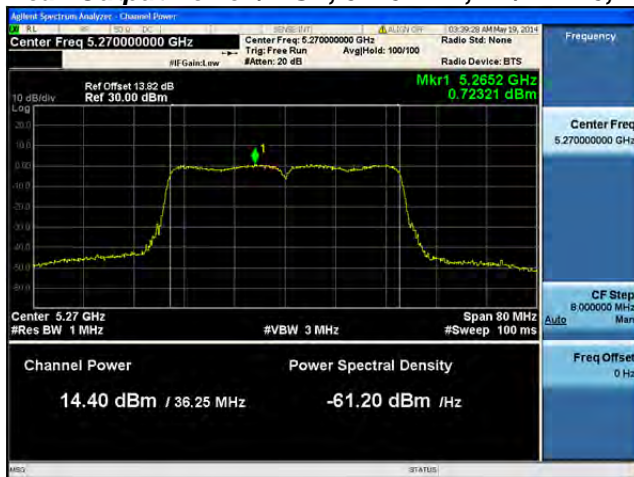
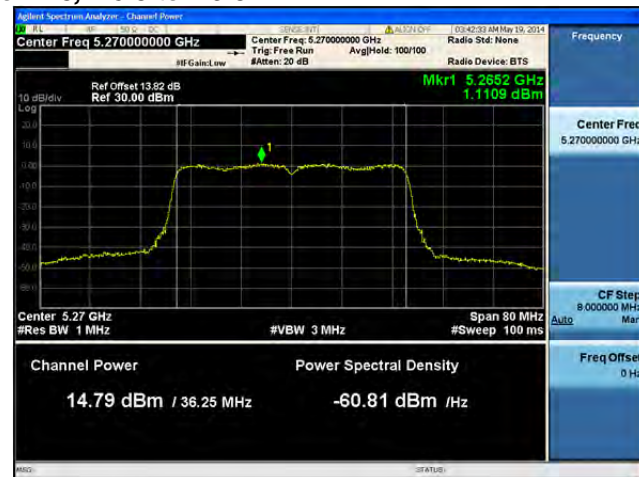
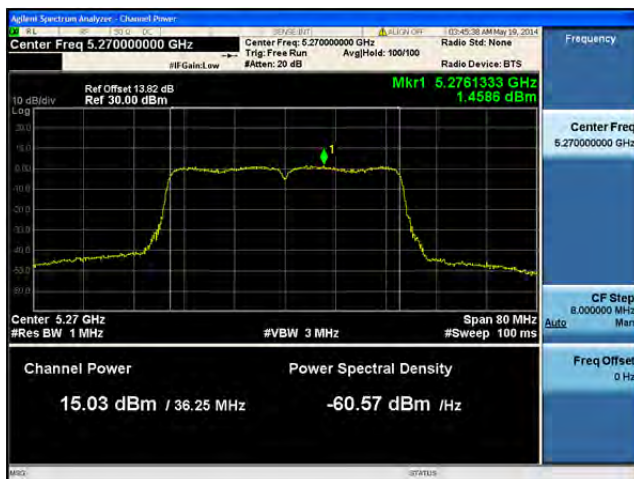
Antenna A

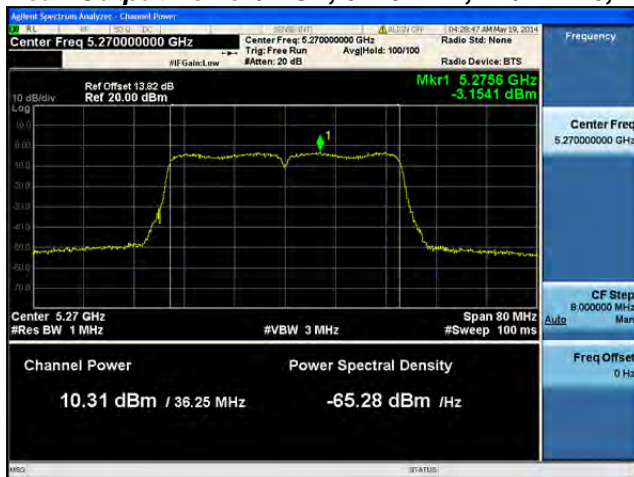
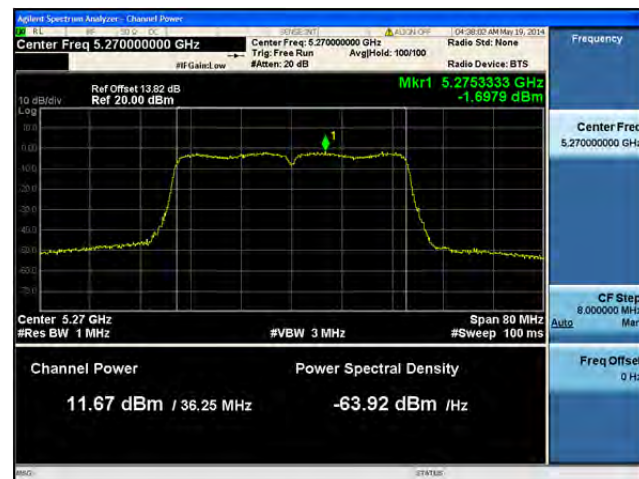


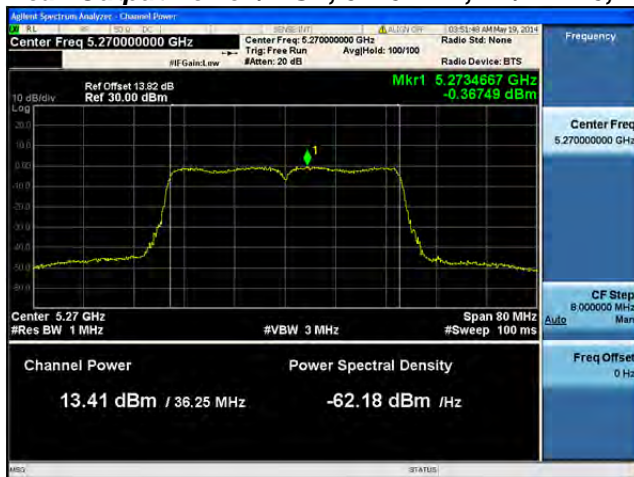
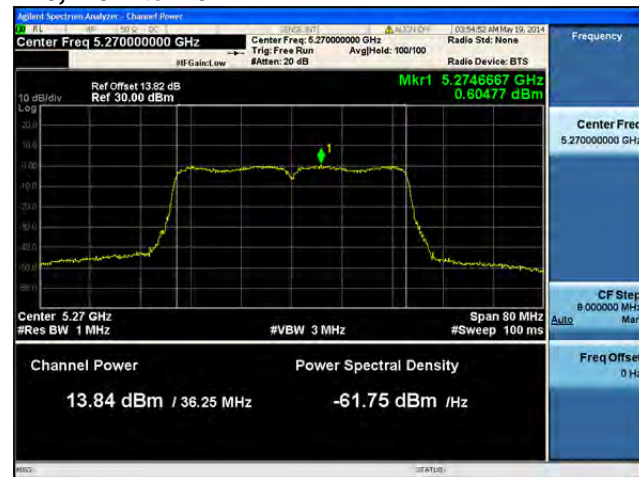
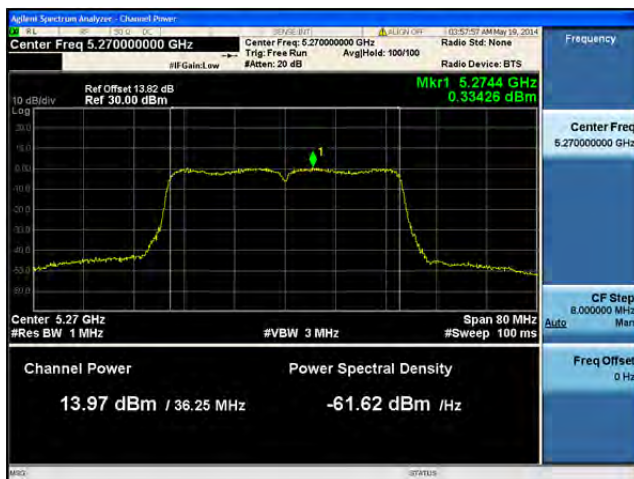
Antenna B

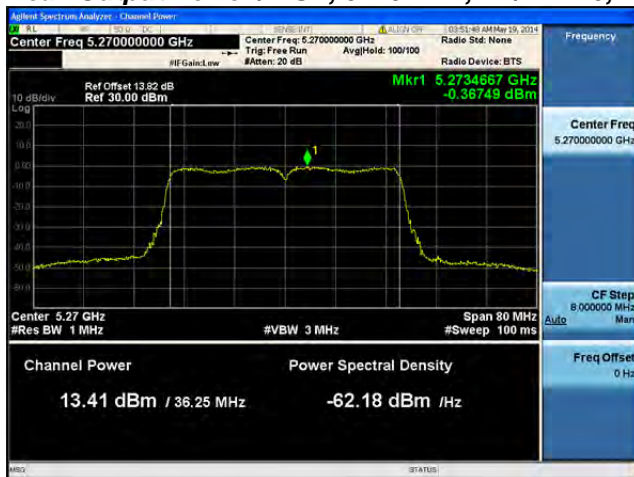
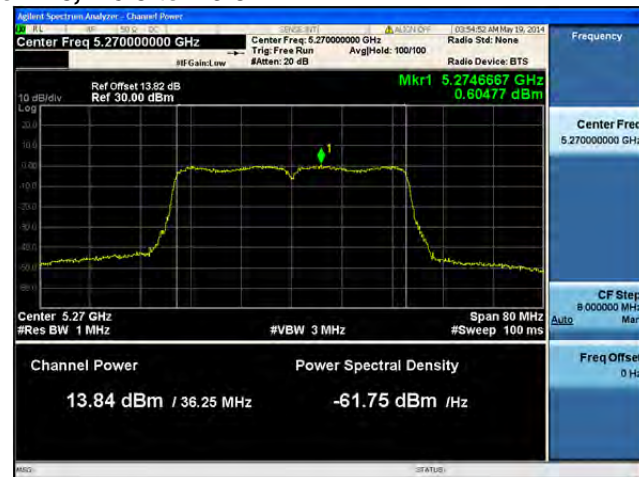
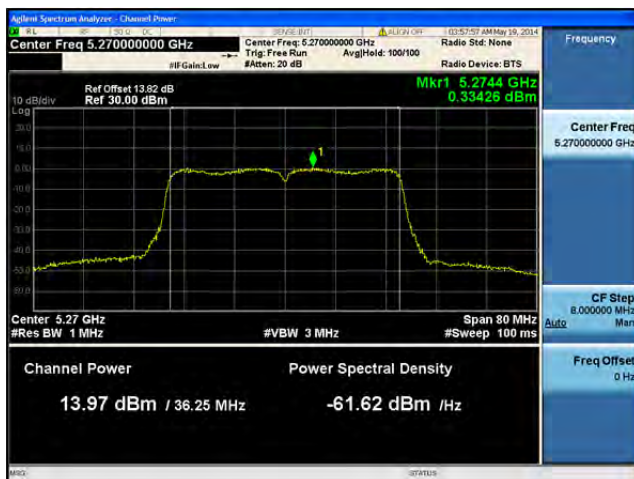
**Peak Output Power / PSD, 5270 MHz, HT/VHT40, M0 to M7, M0.1 to M9.1****Antenna A****Antenna B****Antenna C**

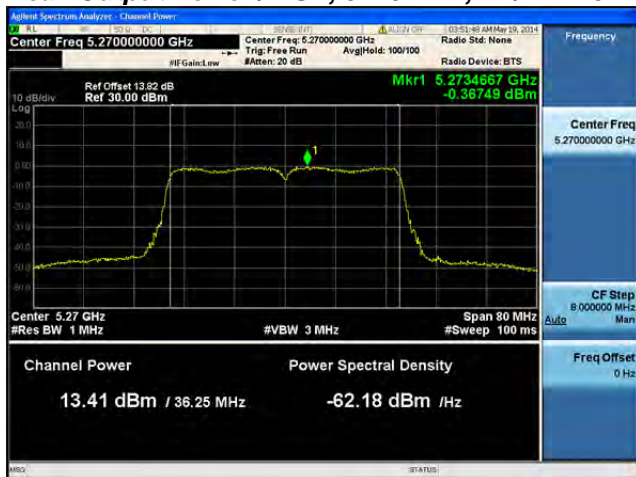
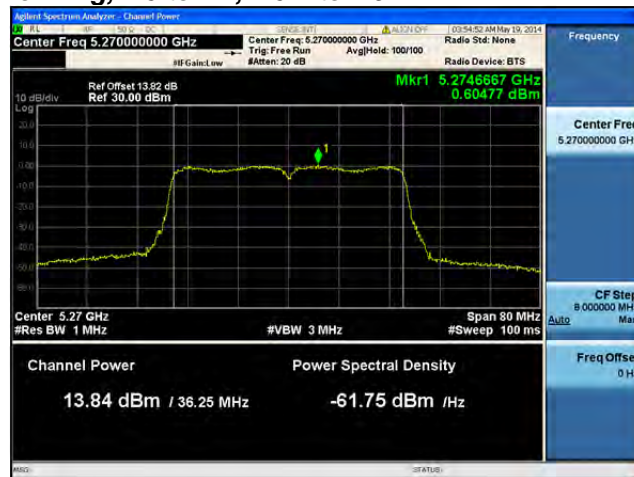
**Peak Output Power / PSD, 5270 MHz, HT/VHT40, M8 to M15, M0.2 to M9.2****Antenna A****Antenna B****Antenna C**

**Peak Output Power / PSD, 5270 MHz, HT/VHT40, M16 to M23, M0.3 to M9.3****Antenna A****Antenna B****Antenna C**

Peak Output Power / PSD, 5270 MHz, HT/VHT40, M0 to M7, M0.1 to M9.1**Antenna A****Antenna B****Antenna C****Antenna D**

**Peak Output Power / PSD, 5270 MHz, HT/VHT40, M8 to M15, M0.2 to M9.2****Antenna A****Antenna B****Antenna C****Antenna D**

**Peak Output Power / PSD, 5270 MHz, HT/VHT40, M16 to M23, M0.3 to M9.3****Antenna A****Antenna B****Antenna C****Antenna D**

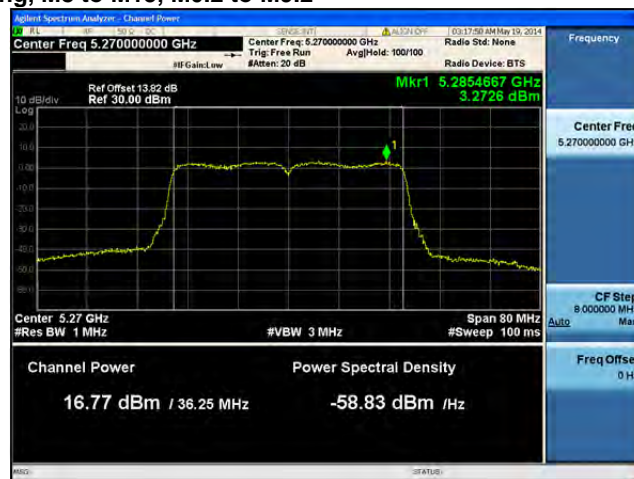
Peak Output Power / PSD, 5270 MHz, HT/VHT40 Beam Forming, M0 to M7, M0.1 to M9.1**Antenna A****Antenna B**



Peak Output Power / PSD, 5270 MHz, HT/VHT40 Beam Forming, M8 to M15, M0.2 to M9.2

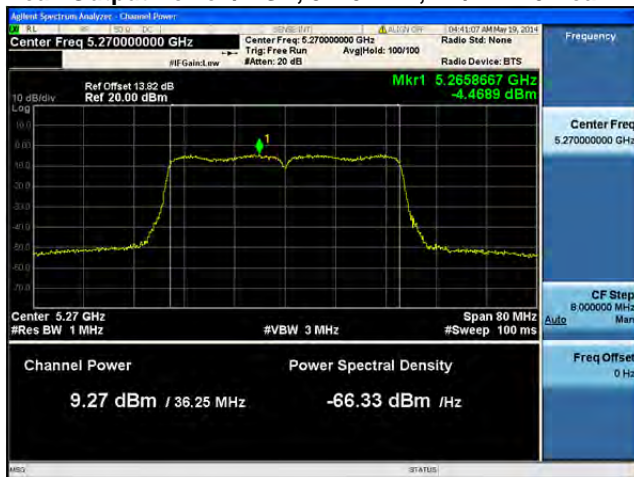


Antenna A



Antenna B

Peak Output Power / PSD, 5270 MHz, HT/VHT40 Beam Forming, M0 to M7, M0.1 to M9.1



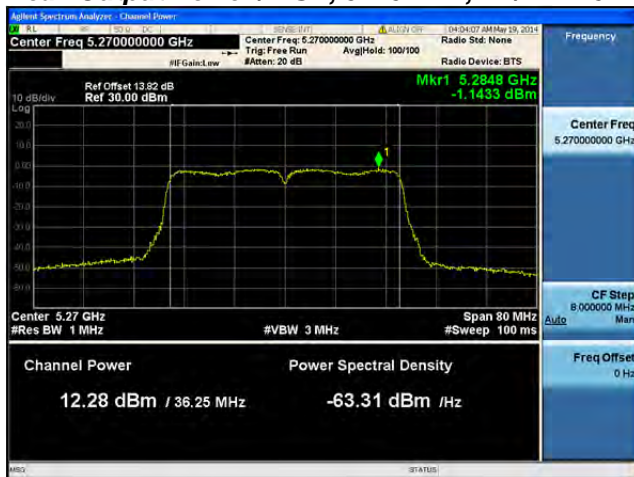
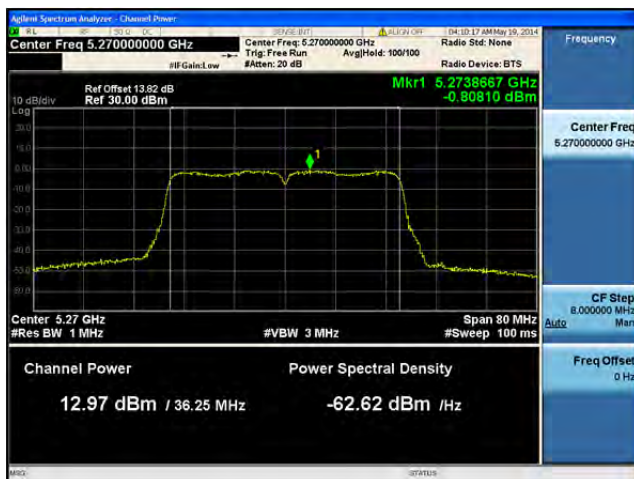
Antenna A

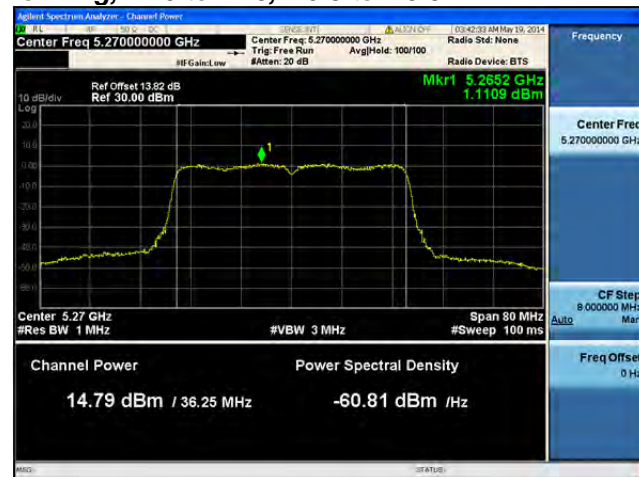


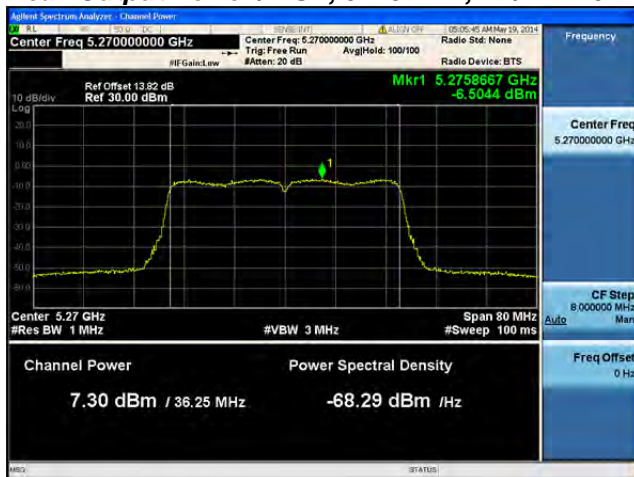
Antenna B

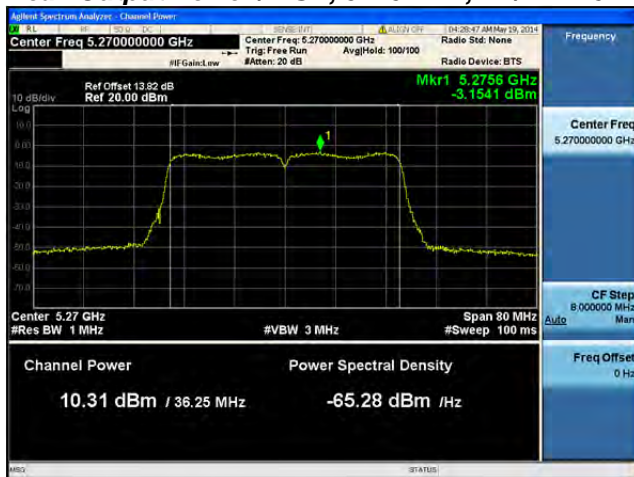
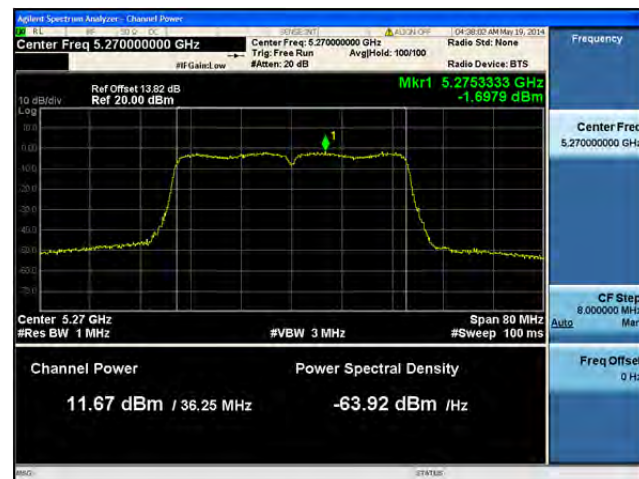


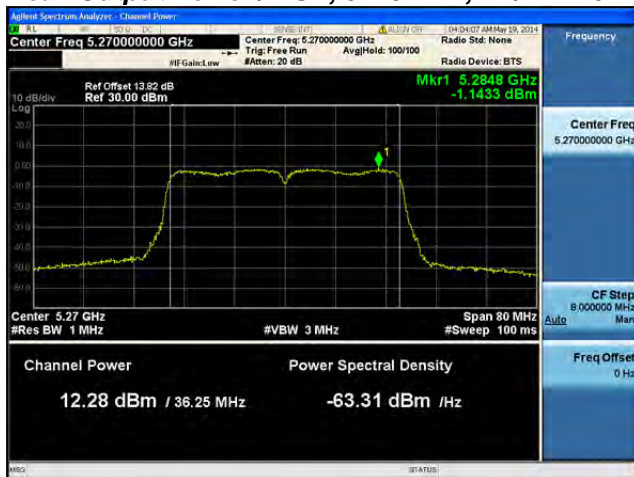
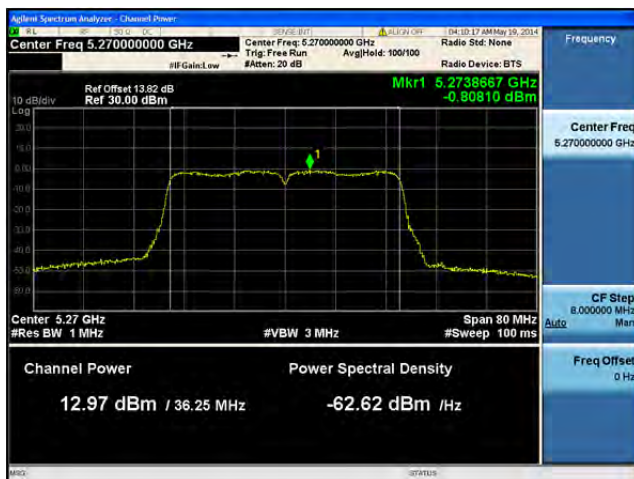
Antenna C

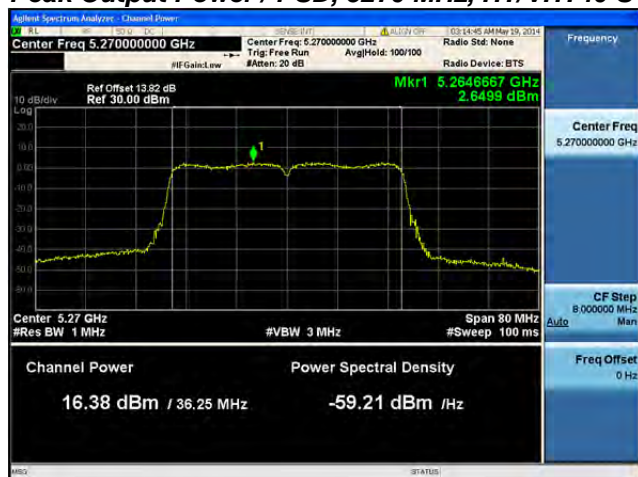
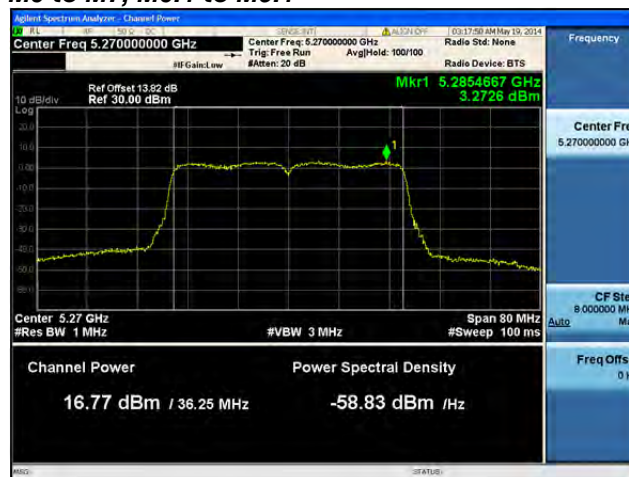
**Peak Output Power / PSD, 5270 MHz, HT/VHT40 Beam Forming, M8 to M15, M0.2 to M9.2****Antenna A****Antenna B****Antenna C**

**Peak Output Power / PSD, 5270 MHz, HT/VHT40 Beam Forming, M16 to M23, M0.3 to M9.3****Antenna A****Antenna B****Antenna C**

Peak Output Power / PSD, 5270 MHz, HT/VHT40 Beam Forming, M0 to M7, M0.1 to M9.1**Antenna A****Antenna B****Antenna C****Antenna D**

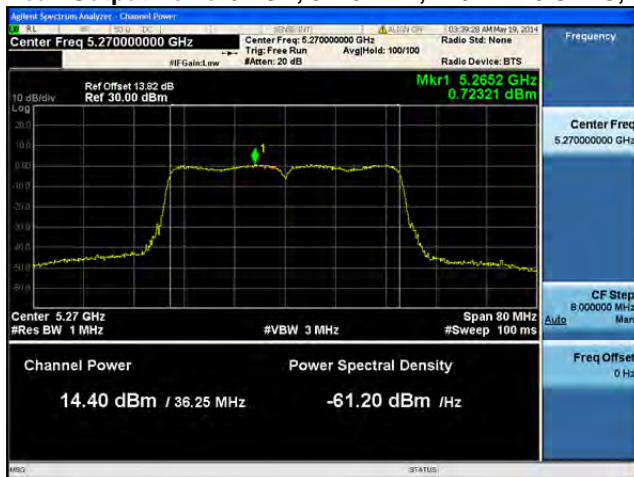
Peak Output Power / PSD, 5270 MHz, HT/VHT40 Beam Forming, M8 to M15, M0.2 to M9.2**Antenna A****Antenna B****Antenna C****Antenna D**

**Peak Output Power / PSD, 5270 MHz, HT/VHT40 Beam Forming, M16 to M23, M0.3 to M9.3****Antenna A****Antenna B****Antenna C****Antenna D**

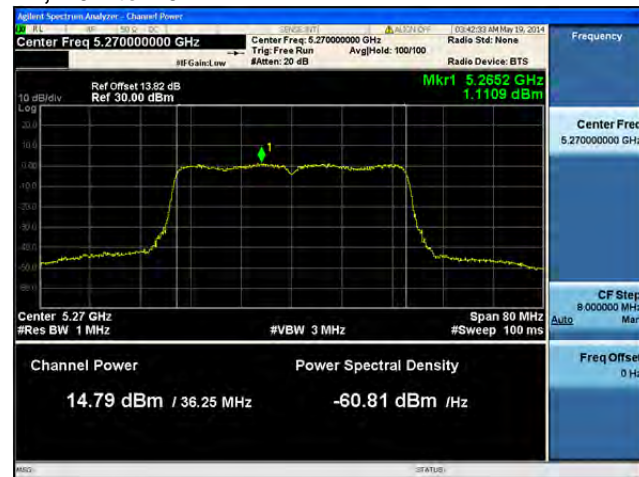
Peak Output Power / PSD, 5270 MHz, HT/VHT40 STBC, M0 to M7, M0.1 to M9.1**Antenna A****Antenna B**



Peak Output Power / PSD, 5270 MHz, HT/VHT40 STBC, M0 to M7, M0.1 to M9.1



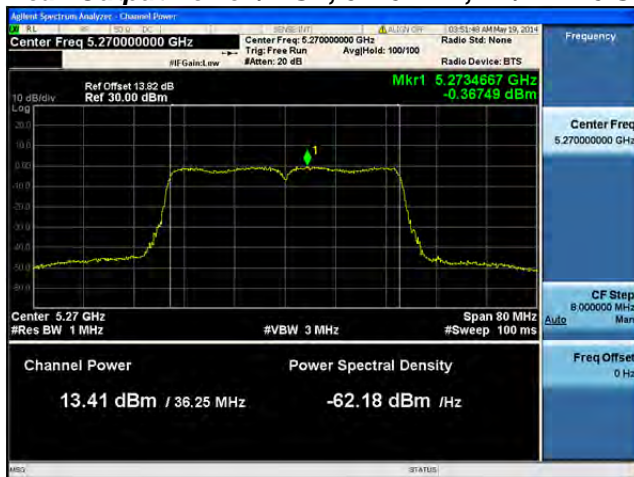
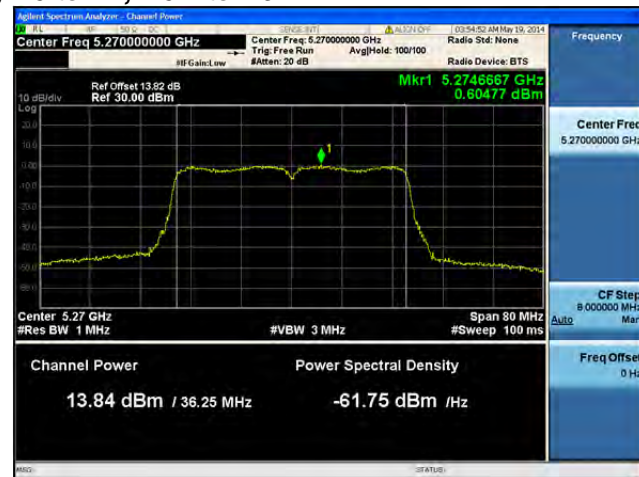
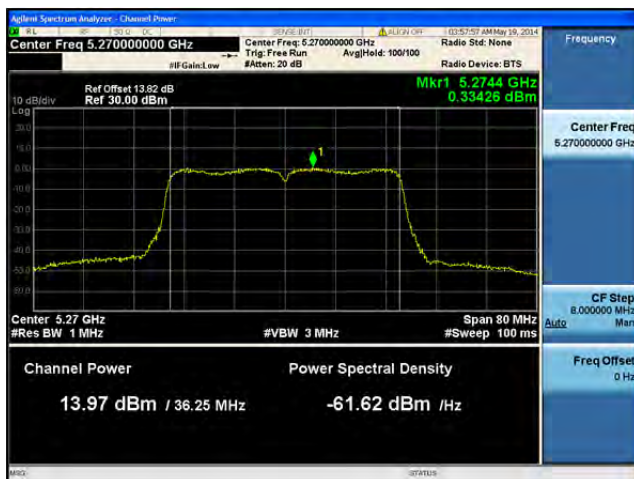
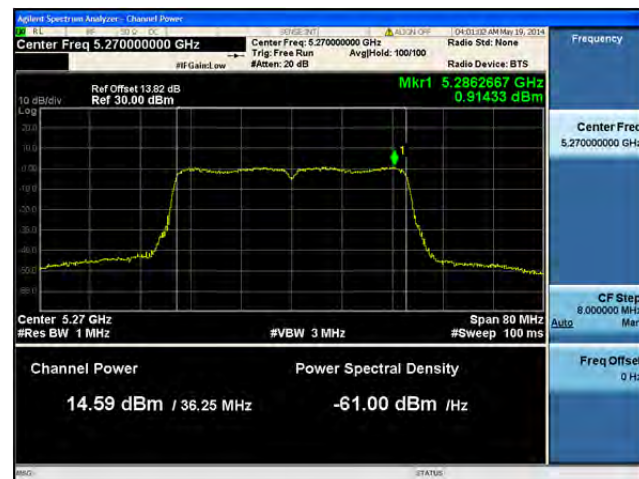
Antenna A

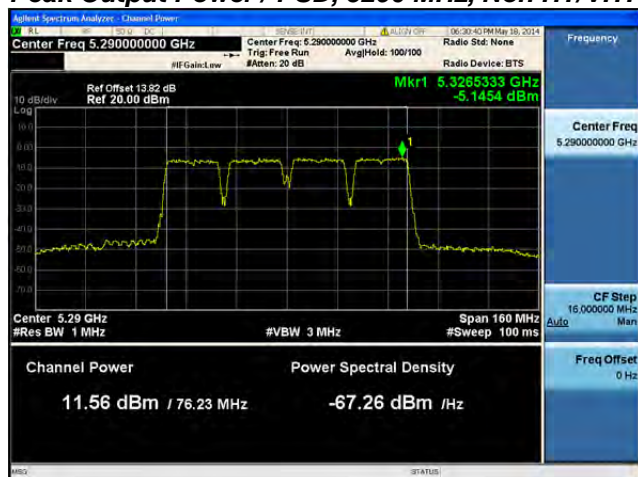


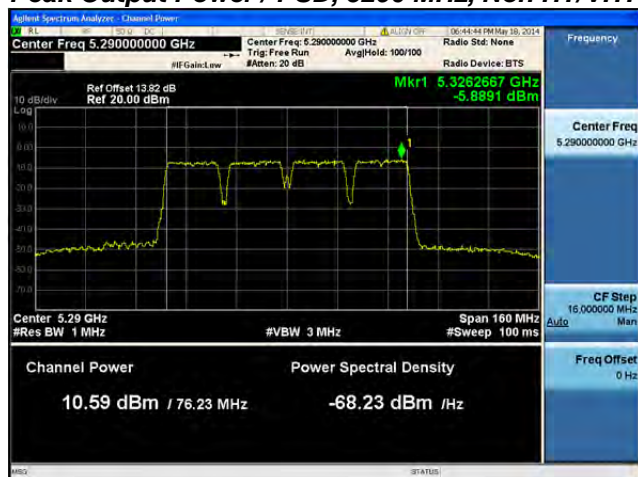
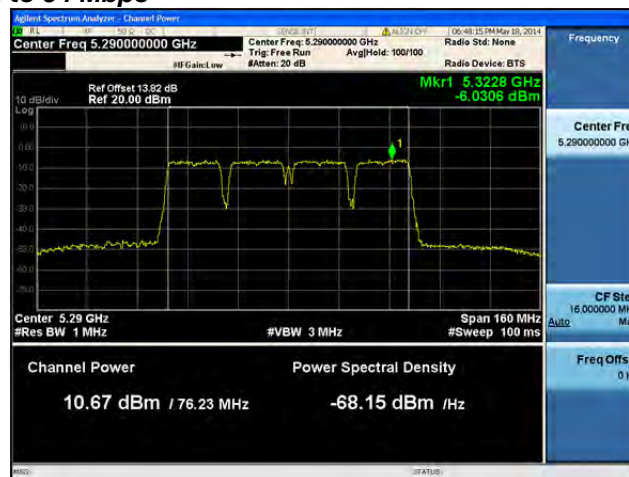
Antenna B



Antenna C

**Peak Output Power / PSD, 5270 MHz, HT/VHT40 STBC, M0 to M7, M0.1 to M9.1****Antenna A****Antenna B****Antenna C****Antenna D**

Peak Output Power / PSD, 5290 MHz, Non HT/VHT80, 6 to 54 Mbps**Antenna A**

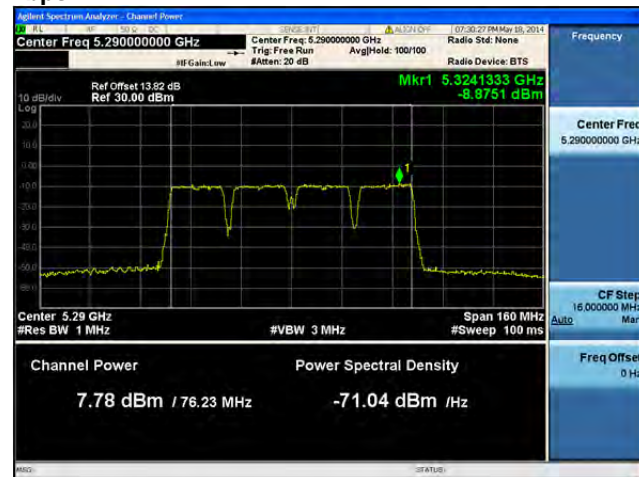
Peak Output Power / PSD, 5290 MHz, Non HT/VHT80, 6 to 54 Mbps**Antenna A****Antenna B**



Peak Output Power / PSD, 5290 MHz, Non HT/VHT80, 6 to 54 Mbps



Antenna A

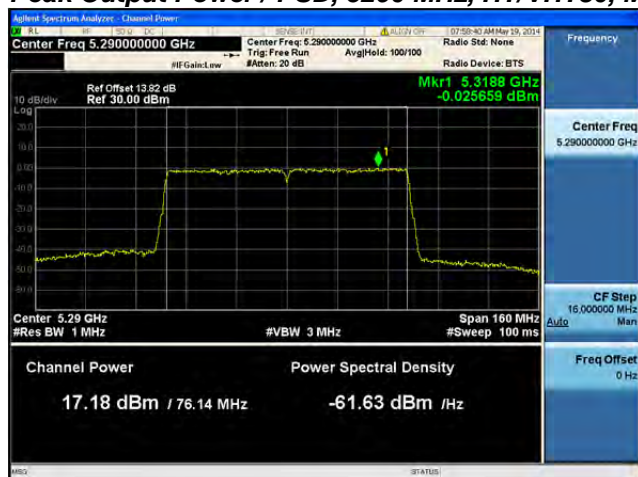


Antenna B



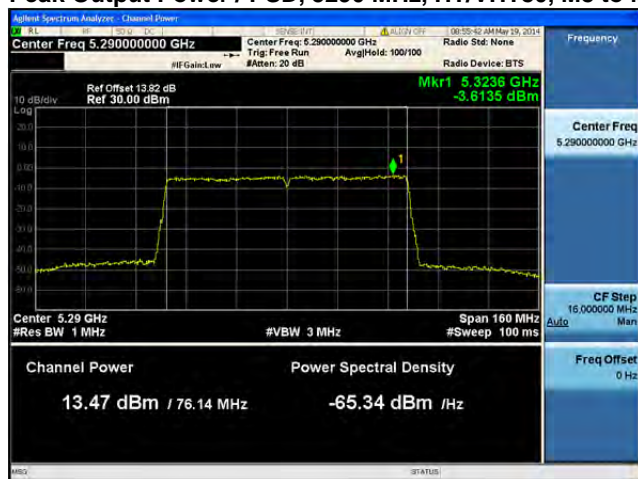
Antenna C

Peak Output Power / PSD, 5290 MHz, Non HT/VHT80, 6 to 54 Mbps**Antenna A****Antenna B****Antenna C****Antenna D**

Peak Output Power / PSD, 5290 MHz, HT/VHT80, M0 to M7, M0.1 to M9.1**Antenna A**

Peak Output Power / PSD, 5290 MHz, HT/VHT80, M0 to M7, M0.1 to M9.1**Antenna A****Antenna B**

Peak Output Power / PSD, 5290 MHz, HT/VHT80, M8 to M15, M0.2 to M9.2



Antenna A



Antenna B



Peak Output Power / PSD, 5290 MHz, HT/VHT80, M0 to M7, M0.1 to M9.1



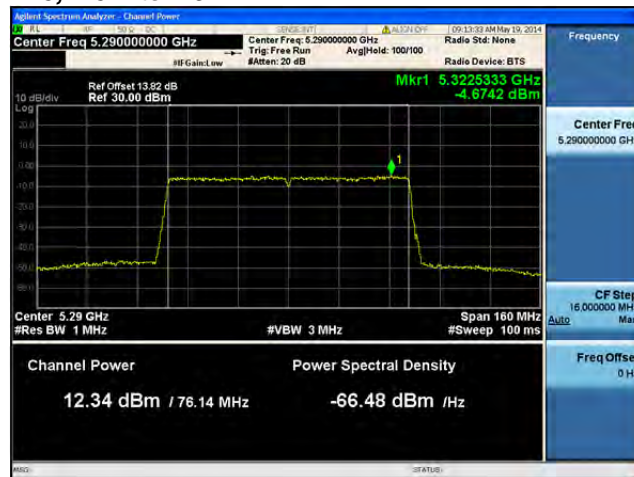
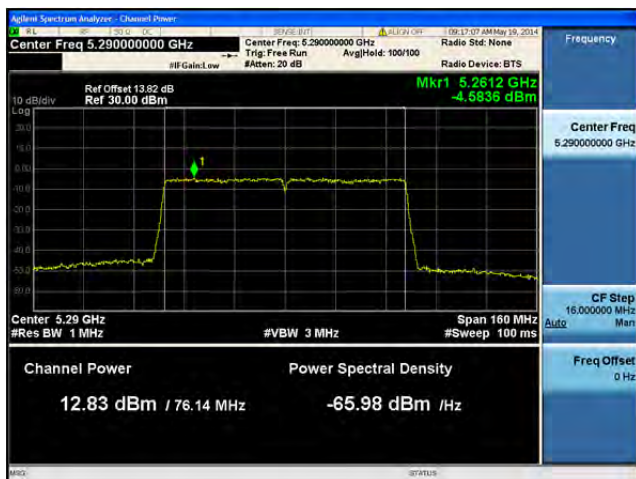
Antenna A

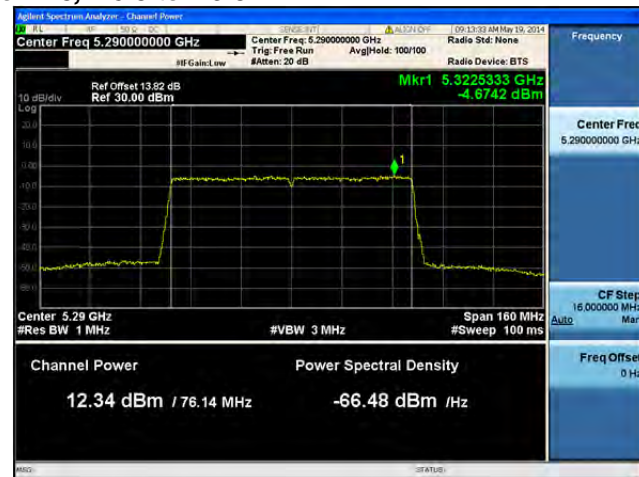


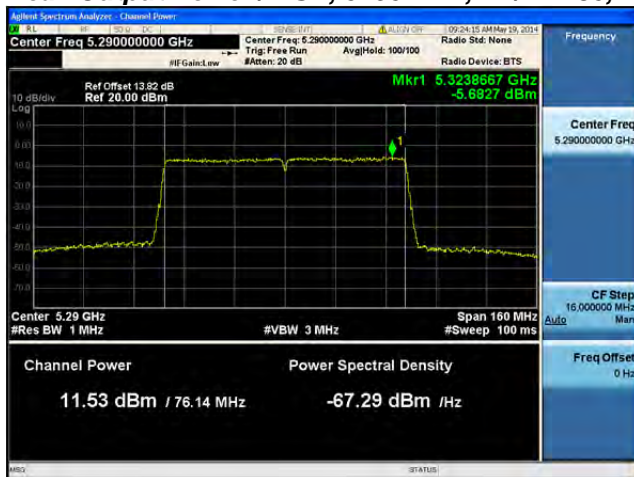
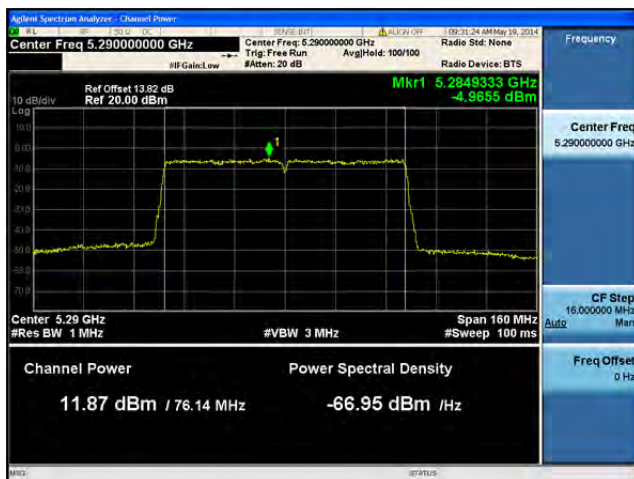
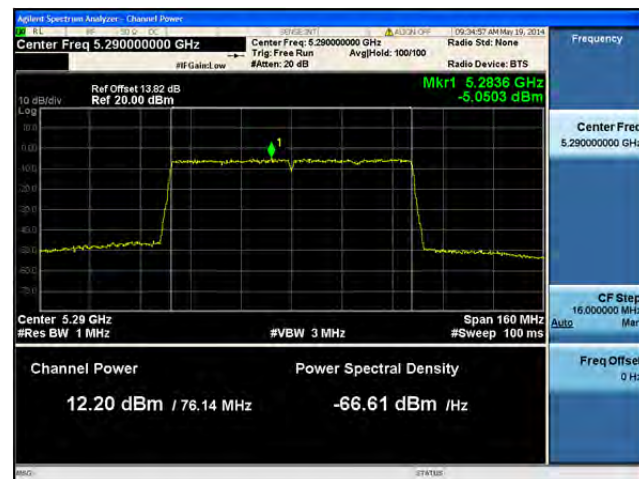
Antenna B

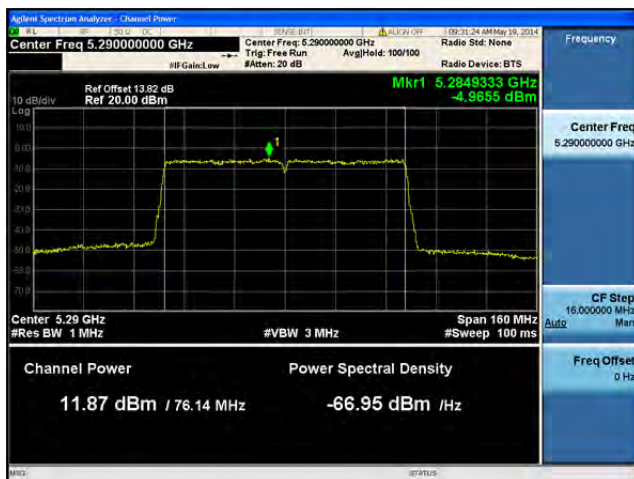
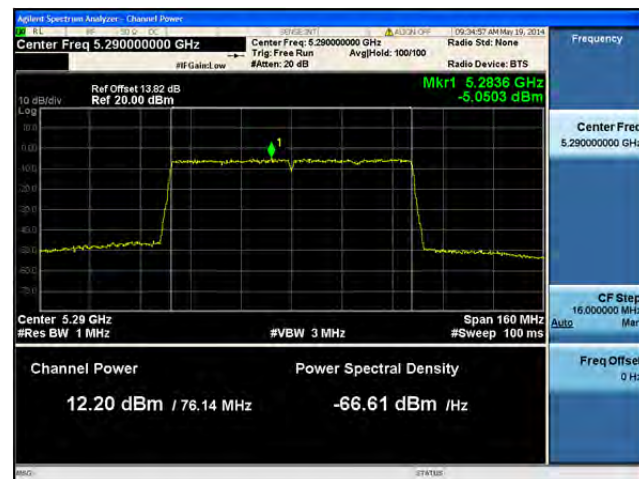


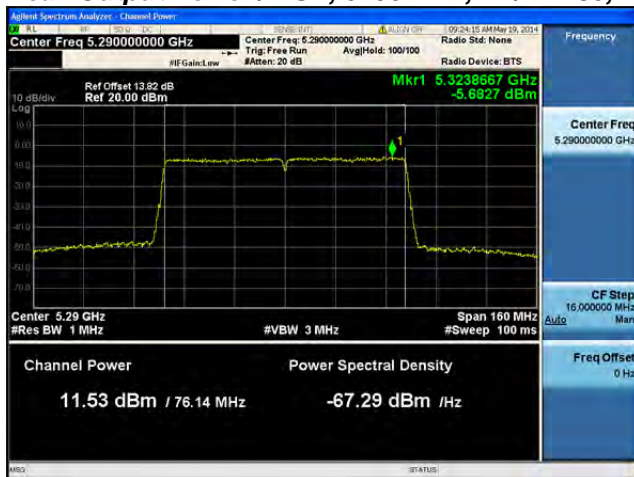
Antenna C

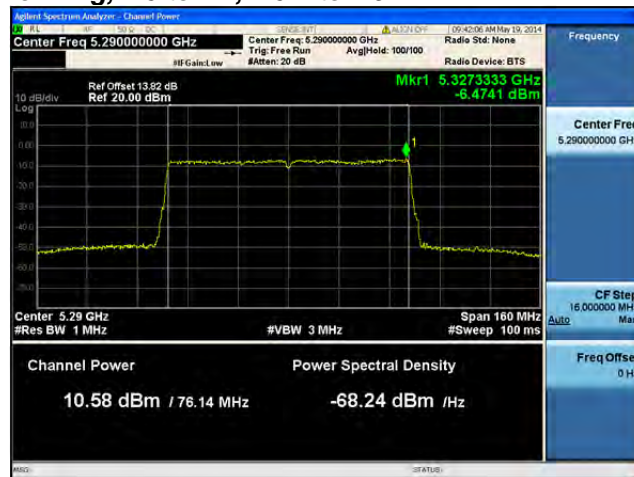
**Peak Output Power / PSD, 5290 MHz, HT/VHT80, M8 to M15, M0.2 to M9.2****Antenna A****Antenna B****Antenna C**

Peak Output Power / PSD, 5290 MHz, HT/VHT80, M16 to M23, M0.3 to M9.3**Antenna A****Antenna B****Antenna C**

**Peak Output Power / PSD, 5290 MHz, HT/VHT80, M0 to M7, M0.1 to M9.1****Antenna A****Antenna B****Antenna C****Antenna D**

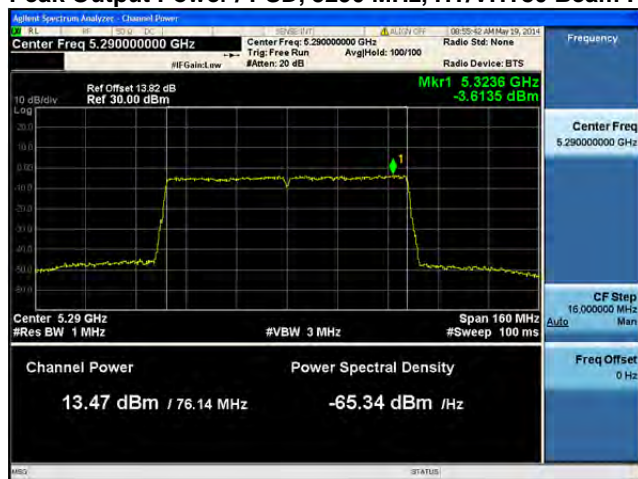
Peak Output Power / PSD, 5290 MHz, HT/VHT80, M8 to M15, M0.2 to M9.2**Antenna A****Antenna B****Antenna C****Antenna D**

**Peak Output Power / PSD, 5290 MHz, HT/VHT80, M16 to M23, M0.3 to M9.3****Antenna A****Antenna B****Antenna C****Antenna D**

**Peak Output Power / PSD, 5290 MHz, HT/VHT80 Beam Forming, M0 to M7, M0.1 to M9.1****Antenna A****Antenna B**



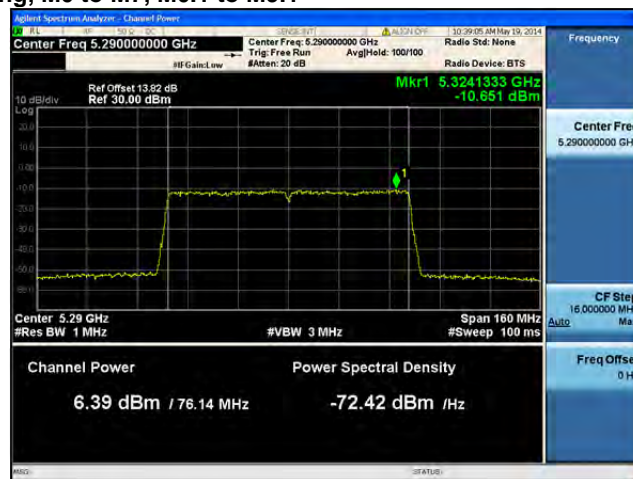
Peak Output Power / PSD, 5290 MHz, HT/VHT80 Beam Forming, M8 to M15, M0.2 to M9.2



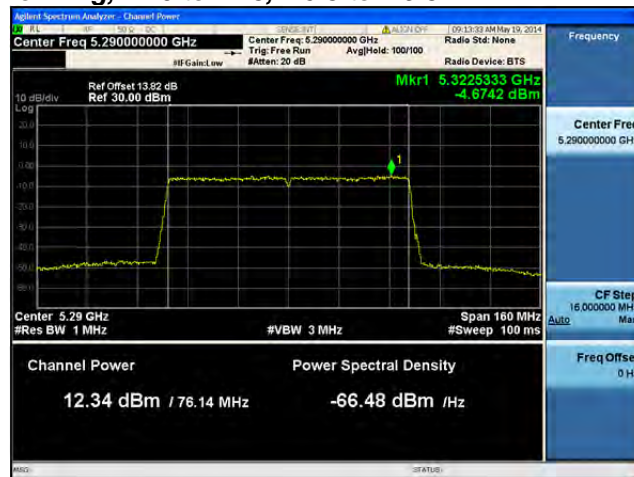
Antenna A

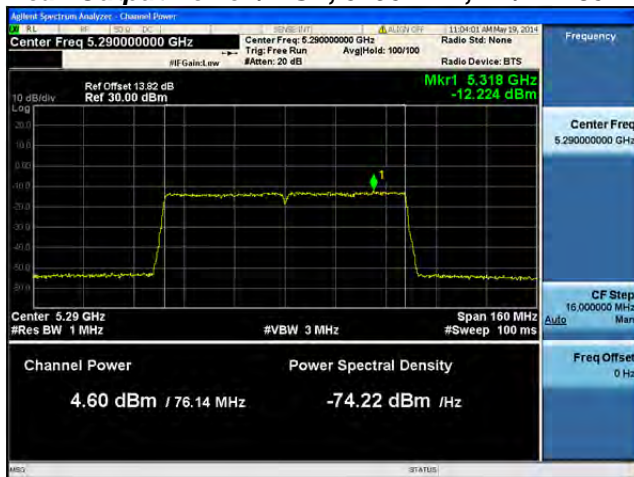
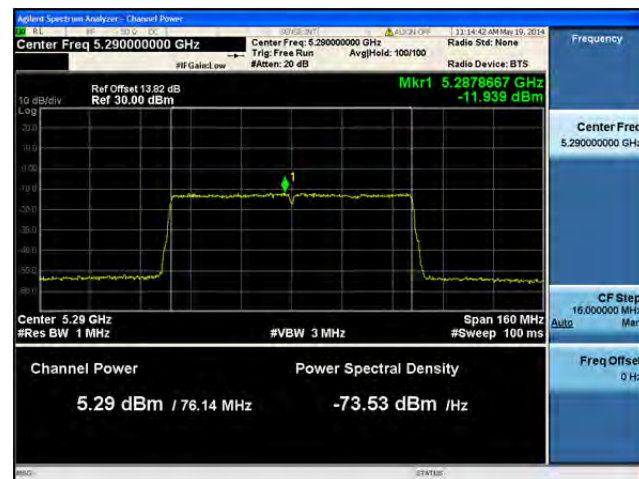


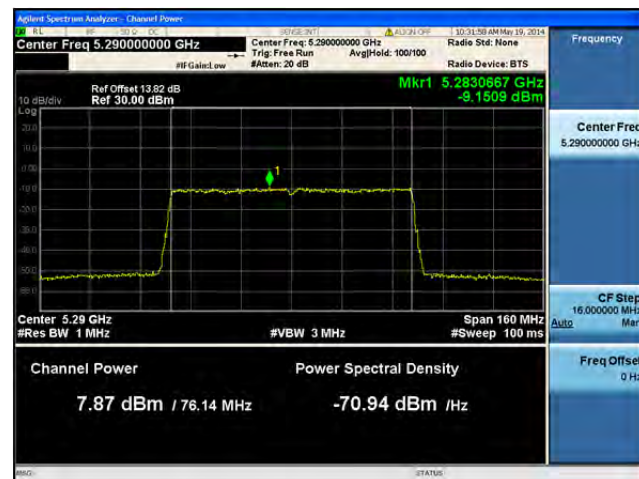
Antenna B

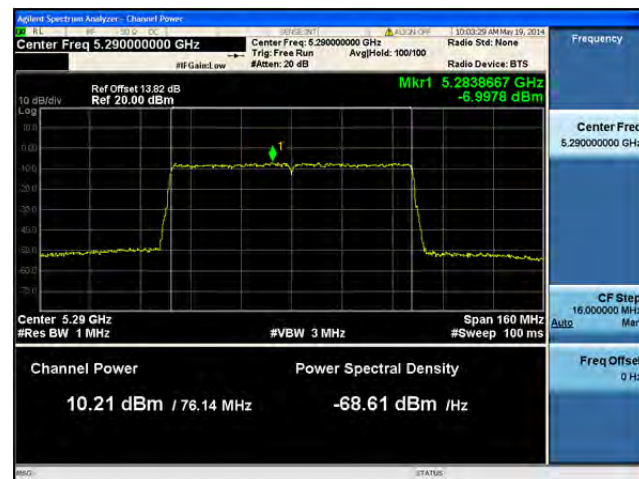
**Peak Output Power / PSD, 5290 MHz, HT/VHT80 Beam Forming, M0 to M7, M0.1 to M9.1****Antenna A****Antenna B****Antenna C**

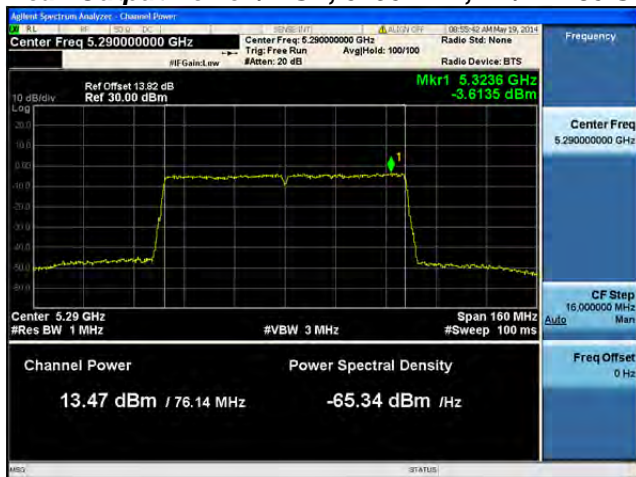
**Peak Output Power / PSD, 5290 MHz, HT/VHT80 Beam Forming, M8 to M15, M0.2 to M9.2****Antenna A****Antenna B****Antenna C**

**Peak Output Power / PSD, 5290 MHz, HT/VHT80 Beam Forming, M16 to M23, M0.3 to M9.3****Antenna A****Antenna B****Antenna C**

Peak Output Power / PSD, 5290 MHz, HT/VHT80 Beam Forming, M0 to M7, M0.1 to M9.1**Antenna A****Antenna B****Antenna C****Antenna D**

**Peak Output Power / PSD, 5290 MHz, HT/VHT80 Beam Forming, M8 to M15, M0.2 to M9.2****Antenna A****Antenna B****Antenna C****Antenna D**

**Peak Output Power / PSD, 5290 MHz, HT/VHT80 Beam Forming, M16 to M23, M0.3 to M9.3****Antenna A****Antenna B****Antenna C****Antenna D**

**Peak Output Power / PSD, 5290 MHz, HT/VHT80 STBC, M0 to M7, M0.1 to M9.1****Antenna A****Antenna B**