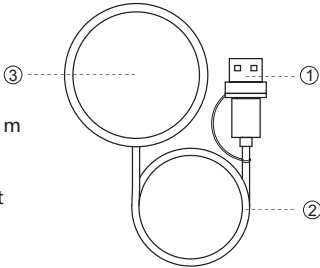


User Manual (Eng)



SPECIFICATIONS:
Input : 5V/2A
Wireless : Output:10W
Material : Cork and RPET
Size : 60*60mm, Wire length 1m

- PRODUCT OVERVIEW:**
- ① TYPE-C to USB-A input port
 - ② Extension line
 - ③ Wireless charging area



- CAUTION & SAFETY:**
- 1. Do not expose to moisture, sunlight, or other heat sources.
 - 2. Keep away from children and ensure all adults who use this product read and follow these instructions and warnings.
 - 3. Battery must be recycled and disposed of properly.
 - 4. Operation temperature range between 32 °F and 113 °F.
 - 5. Use correct voltage charge, 5V only.

FCC Part15:

CAUTION: Risk of Fire and Burns. Do Not Open, Crush, Heat Above 45°C /113 °F or Incinerate. Follow Manufacturer ' s Instructions.

ATTENTION: Risque d' incendie et de brûlures. Ne pas incinérer, ouvrir ou endommager, ne pas exposer à une chaleur au-dessus de 45°C / 113°F. Merci de suivre les instructions du fabricant.

This device complies with part 15 of the FCC rules. Operation is subject to the following two conditions:

(1) this device may not cause harmful interference, and (2) this device must accept any interference received, including interference that may cause undesired operation.

This equipment has been tested and found to comply with the limits for a Class B digital device, pursuant to part 15 of the FCC Rules. These limits are designed to provide reasonable protection against harmful interference in a residential installation.

This equipment generates, uses, and can radiate radio frequency energy and, if not installed and used in accordance with the instructions, may cause harmful interference to radio communications. However, there is no guarantee that interference will not occur in a particular installation. If this equipment does cause harmful interference to radio or television reception, which can be determined by turning the equipment off and on, the user is encouraged to try to correct the interference by one or more of the following measures:

- 1. Reorient or relocate the receiving antenna.
- 2. Increase the separation between the equipment and receiver.

- 3. Connect the equipment into an outlet on a circuit different from that to which the receiver is connected.
- 4. Consult the dealer or an experienced radio/TV technician for help.

IMPORTANT SAFETY INSTRUCTIONS



WARNING - When using this product, basic precautions should always be followed, including the following:

- 1.Read all the instructions before using the product.
- 2.To reduce the risk of injury, close supervision is necessary when the product is used near children.
- 3.Do not put fingers or hands into the product.
- 4.Do not expose the product to rain or snow.
- 5.Use of a power supply or charger not recommended or sold by the product manufacturer may result in a risk of fire or injury to persons.
- 6.Do not use the product in excess of its output rating. Overloading outputs above rating may result in a risk of fire or injury to persons.
- 7.Do not use the product that is damaged or modified. Damaged or modified batteries may exhibit unpredictable behavior resulting in fire, explosion, or risk of injury.
- 8.Do not disassemble the product. Take it to a qualified service person when service or repair is required. Incorrect reassembly may result in a risk of fire on injury to persons.
- 9.Do not expose the product to fire or excessive temperatures. Exposure to fire or temperature above 100 °C may cause an explosion.

- 10.Have servicing performed by a qualified repair person using only identical replacement parts. This will ensure that the safety of the product is maintained.

NOTE:

- 1.Some phone cases may block the wireless charging.
- 2.Do not place other materials, like metal objects, magnets and magnetic stripe cardsbetween the mobile device and wireless charger pad.
- 3.Check the device's battery percentage using the charging icon displayed on the screen of the device that needs to be charged.
- 4.When the mobile device is not placed on the charging area accurately, the device maynot charge properly.
- 5.Please do not expose this device to moisture or heat sources.
- 6.Prevent this item from falling as it could cause serious damage.
- 7.Do not dismantle, repair or modify this product by yourself, contact an authorized specialist.
- 8.This is not a toy, not suitable for children under the age of 7.

 This symbol both in the product and its user manual indicates that at the end of the devices electrical life, it should be recycled separately from your household waste. There are adequate means to dispose of this material  for proper recycling. For more information, contact your local authorities

MADE IN CHINA 