

APPENDIX E: PHOTOGRAPHS OF THE TEST SET-UP

Photo 1: Measurement DASY6




Photo 2: Left Cheek



Photo 3: Left Tilt



Photo 4: Right Cheek



Photo 5: Right Tilt



Photo 6: Front Side 15mm



Photo 7: Back Side 15mm



Photo 8: Front Side 10mm




Photo 9: Back Side 10mm



Photo 10: Left Side 10mm




Photo 11: Right Side 10mm




Photo 12: Top Side 10mm




Photo 13: Bottom Side 10mm




Photo 14: Front Side 0mm




Photo 15: Back Side 0mm




Photo 16: Left Side 0mm



Photo 17: Right Side 0mm




Photo 18: Top Side 0mm





Photo 19: Bottom Side 0mm

/



/

Photograph: Liquid depth

Photo16:HBBL600-10000V6 Depth (15.0cm)	/
	/