

TEST REPORT

Application No.: GZEM2404002117HS
Applicant: Guangdong Galanz Enterprises Co., Ltd.
Address of Applicant: 25 Ronggui Nan Road, Shunde, Foshan, Guangdong, China
Manufacturer: Guangdong Galanz Appliances Manufacturing Co., Ltd.
Address of Manufacturer: No. 3, East Xingpu Avenue, Maxin Industrial Zone, Huangpu Town, Zhongshan City, Guangdong Province, China
Factory:
 1. Guangdong Galanz Appliances Manufacturing Co., Ltd.
 2. Guangdong Galanz Microwave Oven and Electrical Appliances Manufacturing Co., Ltd.
Address of Factory:
 1. No. 3, East Xingpu Avenue, Maxin Industrial Zone, Huangpu Town, Zhongshan City, Guangdong Province, China
 2. No.25, South Ronggui Avenue, Shunde District, Foshan City, Guangdong Province, China
Product Name: Microwave oven
Model No.: Please refer to page 2.
Trade Mark: GALANZ, FRIGIDAIRE, WESTBEND, AVANTI
Standard(s) : 47 CFR Part 18
Date of Receipt: 2024-04-12
Date of Test: 2024-04-16 to 2024-04-18
Date of Issue: 2024-05-13

Test Result:	Pass*
---------------------	--------------

* In the configuration tested, the EUT complied with the standards specified above.

Ricky Liu

Ricky Liu
Manager



Model No.:

D10034ASLRIII-J9E(L2), D10034ASPRIII-J4(L2), D10034ASPRIIH-WDA(L2), D10034ASPRIII-L3(L2), EMW1220, D10034(X)RIII-(Y)(L2), D10034(X)RIII-(Y), D10034(X)RIIIH-(Y)(L2), D10034(X)RIIIH-(Y), GSWWD12S1SA10B, GSWWD12S1SA10*, WBAF130K3S, MTAF130K3S, LBCM913S2AW, PS-CMC138

(X) may be ASL, ASP, ESL, ESP, MSL, MSP, CSP, CSL

(Y) may compose by one to five characters from A to Z and/or numbers from 0 to 9. It represents the differences of the appearance.

* may compose by A to Z. ♣

♣

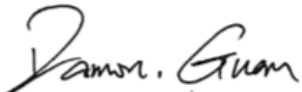
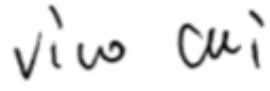
Please refer to section 2 of this report which indicates which item was actually tested and which were electrically identical.



Unless otherwise agreed in writing, this document is issued by the Company subject to its General Conditions of Service printed overleaf, available on request or accessible at <https://www.sgs.com/en/Terms-and-Conditions>. Attention is drawn to the limitation of liability, indemnification and jurisdiction issues defined therein. Any holder of this document is advised that information contained hereon reflects the Company's findings at the time of its Intervention only and within the limits of Client's instructions, if any. The Company's sole responsibility is to its Client and this document does not exonerate parties to a transaction from exercising all their rights and obligations under the transaction documents. This document cannot be reproduced except in full, without prior written approval of the Company. Any unauthorized alteration, forgery or falsification of the content or appearance of this document is unlawful and offenders may be prosecuted to the fullest extent of the law. Unless otherwise stated the results shown in this test report refer only to the sample(s) tested and such sample(s) are retained for 30 days only.

Attention: To check the authenticity of testing /inspection report & certificate, please contact us at telephone: (86-755) 8307 1443, or email: CN.Doccheck@sgs.com

Revision Record			
Version	Report No.	Date	Remark
01	GZEM240400211702	2024-05-13	Original

Authorized for issue by:				
				
		Damon Guan/Project Engineer		
				
		Vico Cui/Reviewer		

2 Test Summary

Emission Part				
Item	Standard	Method	Requirement	Result
Conducted Emissions at Mains Terminals (150kHz-30MHz)	47 CFR Part 18	FCC/OST MP-5:1986	18.307	Pass
Radiated Emissions (Magnetic field Strength)(9kHz-30MHz)		FCC/OST MP-5:1986	18.305(b)	Pass
Radiated Emissions (30MHz-1GHz)		FCC/OST MP-5:1986	18.305(b)	Pass
Radiated Emissions (above 1GHz)		FCC/OST MP-5:1986	18.305(b)	Pass
Output Power Measurement		FCC OST/MP-5:1986	FCC OST/MP-5:1986 Clause 4.3	Pass
Operating Frequency Measurement		FCC OST/MP-5:1986	18.301	Pass
Radiation Hazard Test		FCC OST/MP-5:1986	1 mW/cm ²	Pass

Note:

E.U.T./EUT means Equipment Under Test.

Pass means the test result passed the test standard requirement, please find the detailed decision rule in the report relative section.

♣ Declaration of EUT Family Grouping:
Model No.:

D10034ASLRIII-J9E(L2), D10034ASPRIII-J4(L2), D10034ASPRIIH-WDA(L2), D10034ASPRIII-L3(L2), EMW1220, D10034(X)RIII-(Y)(L2), D10034(X)RIII-(Y), D10034(X)RIIIH-(Y)(L2), D10034(X)RIIIH-(Y), GSWWD12S1SA10B, GSWWD12S1SA10*, WBAF130K3S, MTAF130K3S, LBCMJ913S2AW, PS-CMC138

(X) may be ASL, ASP, ESL, ESP, MSL, MSP, CSP, CSL

(Y) may compose by one to five characters from A to Z and/or numbers from 0 to 9. It represents the differences of the appearance.

* may compose by A to Z.

According to the declaration from the applicant, the electrical circuit design, layout, components used and internal wiring were identical for all models, only different on the outer appearance, model name and trade mark.

Therefore, only one model D10034ASLRIII-J9E(L2) was tested in this report.



Unless otherwise agreed in writing, this document is issued by the Company subject to its General Conditions of Service printed overleaf, available on request or accessible at <https://www.sgs.com/en/Terms-and-Conditions>. Attention is drawn to the limitation of liability, indemnification and jurisdiction issues defined therein. Any holder of this document is advised that information contained hereon reflects the Company's findings at the time of its intervention only and within the limits of Client's instructions, if any. The Company's sole responsibility is to its Client and this document does not exonerate parties to a transaction from exercising all their rights and obligations under the transaction documents. This document cannot be reproduced except in full, without prior written approval of the Company. Any unauthorized alteration, forgery or falsification of the content or appearance of this document is unlawful and offenders may be prosecuted to the fullest extent of the law. Unless otherwise stated the results shown in this test report refer only to the sample(s) tested and such sample(s) are retained for 30 days only.

Attention: To check the authenticity of testing /inspection report & certificate, please contact us at telephone: (86-755) 8307 1443, or email: CN.Doccheck@sgs.com

SGS-CSTC Standards Technical Services Co., Ltd.
Guangzhou Branch Testing Center EEC Laboratory

No.198, Kezhu Road, Science City, Economic & Technological Development Area, Guangzhou, Guangdong, China 510663
中国·广东·广州高新技术产业开发区科学城科珠路198号 邮编: 510663

t (86-20) 82155555 www.sgsgroup.com.cn
t (86-20) 82155555 sgs.china@sgs.com

3 Contents

	Page
1 Cover Page	1
2 Test Summary	4
3 Contents.....	5
4 General Information	7
4.1 Details of E.U.T.	7
4.2 Description of Support Units.....	7
4.3 Measurement Uncertainty	7
4.4 Test Location	7
4.5 Test Facility	8
4.6 Deviation from Standards.....	8
4.7 Abnormalities from Standard Conditions	8
5 Equipment List	9
6 Emission Test Results	12
6.1 Conducted Emissions at Mains Terminals (150kHz-30MHz)	12
6.1.1 E.U.T. Operation	12
6.1.2 Test Mode Description	12
6.1.3 Test Setup Diagram	12
6.1.4 Measurement Procedure and Data	13
6.2 Radiated Emissions (Magnetic field Strength)(9kHz-30MHz)	15
6.2.1 E.U.T. Operation	15
6.2.2 Test Mode Description	15
6.2.3 Test Setup Diagram	15
6.2.4 Measurement Procedure and Data	16
6.3 Radiated Emissions (30MHz-1GHz).....	20
6.3.1 E.U.T. Operation	20
6.3.2 Test Mode Description	20
6.3.3 Test Setup Diagram	20
6.3.4 Measurement Procedure and Data	21
6.4 Radiated Emissions (above 1GHz)	23
6.4.1 E.U.T. Operation	23
6.4.2 Test Mode Description	23
6.4.3 Test Setup Diagram	23
6.4.4 Measurement Procedure and Data	24
6.5 Output Power Measurement.....	34
6.5.1 E.U.T. Operation	34
6.5.2 Test Mode Description	34
6.5.3 Measurement Procedure and Data	35
6.6 Operating Frequency Measurement.....	36
6.6.1 E.U.T. Operation	37
6.6.2 Test Mode Description	37
6.6.3 Measurement Procedure and Data	38
6.7 Radiation Hazard Test.....	40



Unless otherwise agreed in writing, this document is issued by the Company subject to its General Conditions of Service printed overleaf, available on request or accessible at <https://www.sgs.com/en/Terms-and-Conditions>. Attention is drawn to the limitation of liability, indemnification and jurisdiction issues defined therein. Any holder of this document is advised that information contained hereon reflects the Company's findings at the time of its intervention only and within the limits of Client's instructions, if any. The Company's sole responsibility is to its Client and this document does not exonerate parties to a transaction from exercising all their rights and obligations under the transaction documents. This document cannot be reproduced except in full, without prior written approval of the Company. Any unauthorized alteration, forgery or falsification of the content or appearance of this document is unlawful and offenders may be prosecuted to the fullest extent of the law. Unless otherwise stated the results shown in this test report refer only to the sample(s) tested and such sample(s) are retained for 30 days only.

Attention: To check the authenticity of testing /inspection report & certificate, please contact us at telephone: (86-755) 8307 1443, or email: CN.Doccheck@sgs.com

6.7.1	E.U.T. Operation	40
6.7.2	Test Mode Description	40
6.7.3	Measurement Procedure and Data	40
7	Test Setup Photo.....	41
8	EUT Constructional Details (EUT Photos)	42



Unless otherwise agreed in writing, this document is issued by the Company subject to its General Conditions of Service printed overleaf, available on request or accessible at <https://www.sgs.com/en/Terms-and-Conditions>. Attention is drawn to the limitation of liability, indemnification and jurisdiction issues defined therein. Any holder of this document is advised that information contained hereon reflects the Company's findings at the time of its Intervention only and within the limits of Client's instructions, if any. The Company's sole responsibility is to its Client and this document does not exonerate parties to a transaction from exercising all their rights and obligations under the transaction documents. This document cannot be reproduced except in full, without prior written approval of the Company. Any unauthorized alteration, forgery or falsification of the content or appearance of this document is unlawful and offenders may be prosecuted to the fullest extent of the law. Unless otherwise stated the results shown in this test report refer only to the sample(s) tested and such sample(s) are retained for 30 days only.

Attention: To check the authenticity of testing /inspection report & certificate, please contact us at telephone: (86-755) 8307 1443, or email: CN.Doccheck@sgs.com

4 General Information

4.1 Details of E.U.T.

Power supply: AC 120V, 60Hz
Test voltage: AC 120V, 60Hz
Microwave frequency: 2450MHz \pm 50MHz
Cable(s): About 1.0m x 3 wires unscreened AC mains cable.

4.2 Description of Support Units

1000mL of water in the beaker for power output and frequency measurement.
One of 700 and the other of 300mL of water for second and third harmonic radiation measurement.
700mL of water for all other measurement

4.3 Measurement Uncertainty

Test Item	Measurement Uncertainty
Conducted Emissions at Mains Terminals (150kHz-30MHz)	2.76dB (150kHz to 30MHz)
Radiated Emissions (Magnetic field Strength)(9kHz-30MHz)	3.08dB(9kHz to 150kHz), 3.12dB(150kHz to 30MHz)
Radiated Emissions (30MHz-1GHz)	5.00dB (30MHz-1GHz):3m; 4.38dB (30MHz-1GHz):10m
Radiated Emissions (above 1GHz)	5.12dB (1GHz-6GHz); 5.38dB (6GHz-18GHz); 5.61dB (18GHz-40GHz)

Remark:

The U_{lab} (lab Uncertainty) is less than U_{cisp} (CISPR Uncertainty), so the test results

- compliance is deemed to occur if no measured disturbance level exceeds the disturbance limit;
- non-compliance is deemed to occur if any measured disturbance level exceeds the disturbance limit.

4.4 Test Location

All tests were performed at:

SGS-CSTC Standards Technical Services Co., Ltd., Guangzhou Branch EMC Laboratory,
No.198, Kezhu Road, Science City, Economic & Technological Development Area, Guangzhou,
Guangdong, China 510663

Tel: +86 20 82155555

No tests were sub-contracted.



Unless otherwise agreed in writing, this document is issued by the Company subject to its General Conditions of Service printed overleaf, available on request or accessible at <https://www.sgs.com/en/Terms-and-Conditions>. Attention is drawn to the limitation of liability, indemnification and jurisdiction issues defined therein. Any holder of this document is advised that information contained hereon reflects the Company's findings at the time of its intervention only and within the limits of Client's instructions, if any. The Company's sole responsibility is to its Client and this document does not exonerate parties to a transaction from exercising all their rights and obligations under the transaction documents. This document cannot be reproduced except in full, without prior written approval of the Company. Any unauthorized alteration, forgery or falsification of the content or appearance of this document is unlawful and offenders may be prosecuted to the fullest extent of the law. Unless otherwise stated the results shown in this test report refer only to the sample(s) tested and such sample(s) are retained for 30 days only.

Attention: To check the authenticity of testing /inspection report & certificate, please contact us at telephone: (86-755) 8307 1443, or email: CN.Doccheck@sgs.com

SGS-CSTC Standards Technical Services Co., Ltd.
Guangzhou Branch EMC Laboratory

No.198, Kezhu Road, Science City, Economic & Technological Development Area, Guangzhou, Guangdong, China 510663
中国·广东·广州高新技术产业开发区科学城科珠路198号 邮编: 510663

t (86-20) 82155555 www.sgsgroup.com.cn
t (86-20) 82155555 sgs.china@sgs.com

4.5 Test Facility

The test facility is recognized, certified, or accredited by the following organizations:

● **ACMA**

SGS-CSTC Standards Technical Services Co., Ltd., EMC Laboratory can also perform testing for the Australian/New Zealand Regulatory Compliance Mark (RCM).

● **SGS UK(Certificate No.: 32), SGS-TUV SAARLAND and SGS-FIMKO**

Have approved SGS-CSTC Standards Technical Services Co., Ltd., EMC Laboratory as a supplier of EMC TESTING SERVICES and SAFETY TESTING SERVICES.

● **FCC Recognized Accredited Test Firm(Registration No.: 486818)**

SGS-CSTC Standards Technical Services Co., Ltd., EMC Laboratory has been accredited and fully described in a report filed with the (FCC) Federal Communications Commission. The acceptance letter from the FCC is maintained in our files. Designation Number: CN5016, Test Firm Registration Number: 486818.

● **ISED (Registration No.: 4620B, CAB identifier: CN0052)**

SGS-CSTC Standards Technical Services Co., Ltd., has been registered by Innovation Science and Economic Development Canada for Wireless Device Testing laboratories to test to Canadian radio equipment requirements. Registration No. 4620B, CAB identifier: CN0052.

● **VCCI (Registration No.: R-12460, C-12584, G-20107 and T-11179)**

The 10m Semi-anechoic chamber, 966 Anechoic Chamber and Shielded Room of SGS-CSTC Standards Technical Services Co., Ltd. have been registered in accordance with the Regulations for Voluntary Control Measures with Registration No.: R-12460, C-12584, G-20107 and T-11179 respectively.

● **CBTL (Lab Code: TL129)**

SGS-CSTC Standards Technical Services Co., Ltd., E&E Laboratory has been assessed and fully comply with the requirements of ISO/IEC 17025:2017, the Basic Rules, IECEE 01 and Rules of procedure IECEE 02, and the relevant IECEE CB-Scheme Operational documents.

4.6 Deviation from Standards

None

4.7 Abnormalities from Standard Conditions

None



Unless otherwise agreed in writing, this document is issued by the Company subject to its General Conditions of Service printed overleaf, available on request or accessible at <https://www.sgs.com/en/Terms-and-Conditions>. Attention is drawn to the limitation of liability, indemnification and jurisdiction issues defined therein. Any holder of this document is advised that information contained hereon reflects the Company's findings at the time of its intervention only and within the limits of Client's instructions, if any. The Company's sole responsibility is to its Client and this document does not exonerate parties to a transaction from exercising all their rights and obligations under the transaction documents. This document cannot be reproduced except in full, without prior written approval of the Company. Any unauthorized alteration, forgery or falsification of the content or appearance of this document is unlawful and offenders may be prosecuted to the fullest extent of the law. Unless otherwise stated the results shown in this test report refer only to the sample(s) tested and such sample(s) are retained for 30 days only.

Attention: To check the authenticity of testing /inspection report & certificate, please contact us at telephone: (86-755) 8307 1443, or email: CN.Doccheck@sgs.com

SGS-CSTC Standards Technical Services Co., Ltd.
Guangzhou Branch EMC Laboratory

No.198, Kezhu Road, Science City, Economic & Technological Development Area, Guangzhou, Guangdong, China 510663
中国·广东·广州高新技术产业开发区科学城科珠路198号 邮编: 510663

t (86-20) 82155555 www.sgsgroup.com.cn
t (86-20) 82155555 sgs.china@sgs.com

5 Equipment List

Conducted Emissions at Mains Terminals (150kHz-30MHz)					
Equipment	Manufacturer	Model No.	Inventory No.	Cal Date	Cal Due Date
Coaxial Cable	HangTianXing	2m	EMC0107	2023-08-04	2024-08-03
Shielding Room	ChangZhou ZhongYu	8m x 3m x 3.8m	EMC0306	2022-10-16	2025-10-15
Two-Line V-Network-GZ	Rohde & Schwarz	ENV216	EMC2135	2023-09-08	2024-09-07
EMI Test Receiver (9kHz-3.6GHz)	Rohde & Schwarz	ESR3	EMC2221	2023-05-19	2024-05-18
Test Software E3r	Audix	Ver.6.11812	GZE100-77	N/A	N/A
Artificial Mains Network (LISN)	AFJ Instruments	LT32C	EMC2046	2023-10-20	2024-10-19

Radiated Emissions (Magnetic field Strength)(9kHz-30MHz)					
Equipment	Manufacturer	Model No.	Inventory No.	Cal Date	Cal Due Date
Coaxial Cable (RE 2m Loop)	INFINITE	CC223N-10	EMC0703	2023-06-25	2025-06-24
2m Large Loop Antenna System (ZN3040)	ZHINAN	ZN3040	EMC2187	2024-03-22	2026-03-21
Amplifier(9k-1000MHz)	SONOMA	310	EMC2237	2024-03-22	2025-03-21
Active Loop Antenna-RED	ETS-Lindgren	6502	EMC2190	2024-04-08	2026-04-07
EMI Test Receiver (1Hz-8GHz)	Rohde & Schwarz	ESW8	EMC2229	2024-02-19	2025-02-18
Test Software E3	Audix	Ver.6.120110a	GZE100-61	N/A	N/A
966 Anechoic Chamber	Shenzhen C.R.T	CRTSGSSAC966	EMC2230	2022-04-12	2025-04-11
Coaxial Cable	Mirco-COAX UTIFLEX ve	LA2-C125-8000	EMC2239	2023-06-14	2025-06-13

Radiated Emissions (30MHz-1GHz)					
Equipment	Manufacturer	Model No.	Inventory No.	Cal Date	Cal Due Date
966 Anechoic Chamber	Shenzhen C.R.T	CRTSGSSAC966	EMC2230	2022-04-12	2025-04-11
EMI Test Receiver(1Hz-8GHz)	Rohde & Schwarz	ESW8	EMC2229	2024-02-19	2025-02-18
Amplifier(9k-1000MHz)	SONOMA	310	EMC2237	2024-03-22	2025-03-21
TRILOG Broadband Antenna (25M-2GHz)	SCHWRZBECK	VULB 9168	EMC2238	2022-04-20	2025-04-19
Coaxial Cable	Mirco-COAX UTIFLEX ve	LA2-C125-8000	EMC2239	2023-06-14	2025-06-13
Test Software E3	Audix	Ver.6.191211	GZE100-81	N/A	N/A



Unless otherwise agreed in writing, this document is issued by the Company subject to its General Conditions of Service printed overleaf, available on request or accessible at <https://www.sgs.com/en/Terms-and-Conditions>. Attention is drawn to the limitation of liability, indemnification and jurisdiction issues defined therein. Any holder of this document is advised that information contained hereon reflects the Company's findings at the time of its intervention only and within the limits of Client's instructions, if any. The Company's sole responsibility is to its Client and this document does not exonerate parties to a transaction from exercising all their rights and obligations under the transaction documents. This document cannot be reproduced except in full, without prior written approval of the Company. Any unauthorized alteration, forgery or falsification of the content or appearance of this document is unlawful and offenders may be prosecuted to the fullest extent of the law. Unless otherwise stated the results shown in this test report refer only to the sample(s) tested and such sample(s) are retained for 30 days only.

Attention: To check the authenticity of testing /inspection report & certificate, please contact us at telephone: (86-755) 8307 1443, or email: CN.Doccheck@sgs.com

SGS-CSTC Standards Technical Services Co., Ltd.
Guangzhou Branch, Testing and Calibration Laboratory

No.198, Kezhu Road, Science City, Economic & Technological Development Area, Guangzhou, Guangdong, China 510663
中国·广东·广州高新技术产业开发区科学城科珠路198号 邮编: 510663

t (86-20) 82155555 www.sgsgroup.com.cn
t (86-20) 82155555 sgs.china@sgs.com

Radiated Emissions (above 1GHz)					
Equipment	Manufacturer	Model No.	Inventory No.	Cal Date	Cal Due Date
1GHz-26.5 GHz Pre-Amplifier	Agilent	8449B	EMC0521	2023-11-10	2024-11-09
EMI Test Receiver (10Hz-26.5GHz)	Rohde & Schwarz	ESIB26	EMC0522	2023-12-15	2024-12-14
Chamber cable (Above 1GHz)	Scoflex	KMKM-8.0m	EMC0545	2022-08-24	2024-08-23
Horn Antenna (1GHz-18GHz)	SCHWARZBECK MESS-ELEKTRONIK	BBHA 9120D	EMC2026	2022-09-23	2025-09-22
2.4GHz Filter	Micro-Tronics	BRM 50702	EMC2069	2023-11-10	2024-11-09
EXA Signal Analyzer (10Hz-44GHz)	Keysight	N9010A	EMC2138	2023-08-23	2024-08-22
966 Anechoic Chamber	C.R.T	9m x 6m x 6m	EMC2142	2023-12-20	2026-12-19
Test Software E3	Audix	Ver.6.120110a	GZE100-61	N/A	N/A

Output Power Measurement					
Equipment	Manufacturer	Model No.	Inventory No.	Cal Date	Cal Due Date
Digital thermometer	FLUKE	51_2	EMC2200	2023-07-25	2024-07-24
Digital power analyzer for harmonics & flicker testing	EMTEST	DPA 500N	EMC2235	2024-04-19	2025-04-18
Programmable multifunctional ac/dc power source	EMTEST	NETWAVE 7-400	EMC2234	2024-04-19	2025-04-18
NET.Control	EMTEST	Ver 3.2.3	GZE100-80	N/A	N/A

Operating Frequency Measurement					
Equipment	Manufacturer	Model No.	Inventory No.	Cal Date	Cal Due Date
EMI Test Receiver (10Hz-26.5GHz)	Rohde & Schwarz	ESIB26	EMC0522	2023-12-15	2024-12-14
Chamber cable (Above 1GHz)	Scoflex	KMKM-8.0m	EMC0545	2022-08-24	2024-08-23
Horn Antenna (1GHz-18GHz)	SCHWARZBECK MESS-ELEKTRONIK	BBHA 9120D	EMC2026	2022-09-23	2025-09-22
966 Anechoic Chamber	C.R.T	9m x 6m x 6m	EMC2142	2023-12-20	2026-12-19
Test Software E3	Audix	Ver.6.120110a	GZE100-61	N/A	N/A

Radiation Hazard Test					
Equipment	Manufacturer	Model No.	Inventory No.	Cal Date	Cal Due Date
Electric Field Probe(100KHz-3GHz)	WANDEL & GOLTERMANN	EMR-20	EMC0907	2023-05-11	2024-05-10



Unless otherwise agreed in writing, this document is issued by the Company subject to its General Conditions of Service printed overleaf, available on request or accessible at <https://www.sgs.com/en/Terms-and-Conditions>. Attention is drawn to the limitation of liability, indemnification and jurisdiction issues defined therein. Any holder of this document is advised that information contained hereon reflects the Company's findings at the time of its intervention only and within the limits of Client's instructions, if any. The Company's sole responsibility is to its Client and this document does not exonerate parties to a transaction from exercising all their rights and obligations under the transaction documents. This document cannot be reproduced except in full, without prior written approval of the Company. Any unauthorized alteration, forgery or falsification of the content or appearance of this document is unlawful and offenders may be prosecuted to the fullest extent of the law. Unless otherwise stated the results shown in this test report refer only to the sample(s) tested and such sample(s) are retained for 30 days only.

Attention: To check the authenticity of testing /inspection report & certificate, please contact us at telephone: (86-755) 8307 1443, or email: CN.Doccheck@sgs.com



SGS-CSTC Standards Technical Services Co., Ltd. Guangzhou Branch

EMC-TRF-01 Rev 1.1

Report No.: GZEM240400211702

Page: 11 of 42

General used equipment					
Equipment	Manufacturer	Model No	Inventory No	Cal Date	Cal Due Date
DMM	Fluke	73	EMC0006	2023-06-11	2024-06-10



Unless otherwise agreed in writing, this document is issued by the Company subject to its General Conditions of Service printed overleaf, available on request or accessible at <https://www.sgs.com/en/Terms-and-Conditions>. Attention is drawn to the limitation of liability, indemnification and jurisdiction issues defined therein. Any holder of this document is advised that information contained hereon reflects the Company's findings at the time of its Intervention only and within the limits of Client's instructions, if any. The Company's sole responsibility is to its Client and this document does not exonerate parties to a transaction from exercising all their rights and obligations under the transaction documents. This document cannot be reproduced except in full, without prior written approval of the Company. Any unauthorized alteration, forgery or falsification of the content or appearance of this document is unlawful and offenders may be prosecuted to the fullest extent of the law. Unless otherwise stated the results shown in this test report refer only to the sample(s) tested and such sample(s) are retained for 30 days only.

Attention: To check the authenticity of testing /inspection report & certificate, please contact us at telephone: (86-755) 8307 1443, or email: CN.Doccheck@sgs.com

6 Emission Test Results

6.1 Conducted Emissions at Mains Terminals (150kHz-30MHz)

Test Requirement:	47 CFR Part 18
Test Method:	FCC/OST MP-5:1986
Limit:	
Frequency Range:	150kHz to 30MHz
0.15 to 0.5 MHz:	66dB(μV)-56dB(μV) quasi-peak, 56dB(μV)-46dB(μV) average
0.5 to 5 MHz:	56dB(μV) quasi-peak, 46dB(μV) average
5 to 30 MHz:	60dB(μV) quasi-peak, 50dB(μV) average
Detector:	Peak for pre-scan (9kHz resolution bandwidth) 0.15M to 30MHz

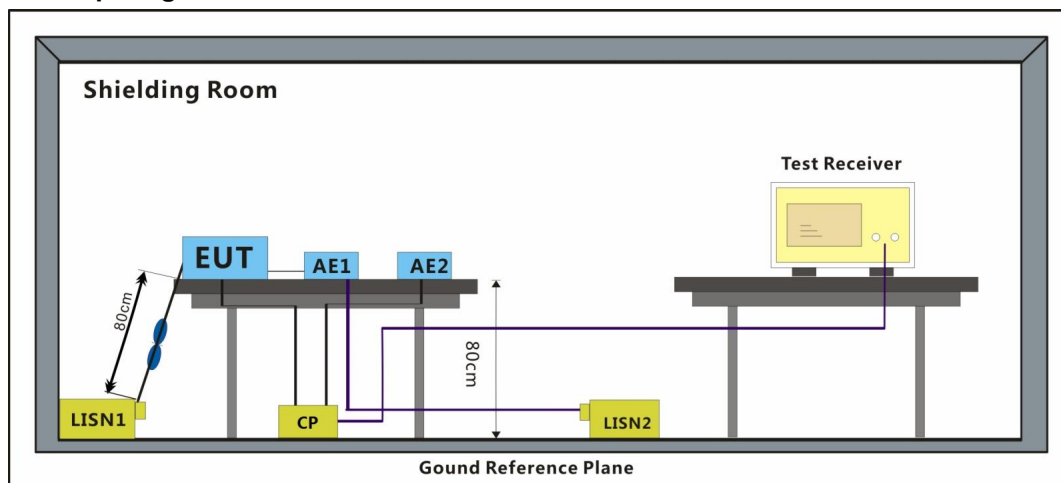
6.1.1 E.U.T. Operation

Operating Environment:			
Temperature:	24.2 °C	Humidity:	54.3 % RH
		Atmospheric Pressure:	1020 mbar

6.1.2 Test Mode Description

Pre-scan / Mode	Description
Final test Code	
Final test 00	Test the EUT in microwave mode with maximum power.
Pre-scan 01	Test the EUT in microwave mode with middle power.
Pre-scan 02	Test the EUT in microwave mode with lowest power.

6.1.3 Test Setup Diagram



6.1.4 Measurement Procedure and Data

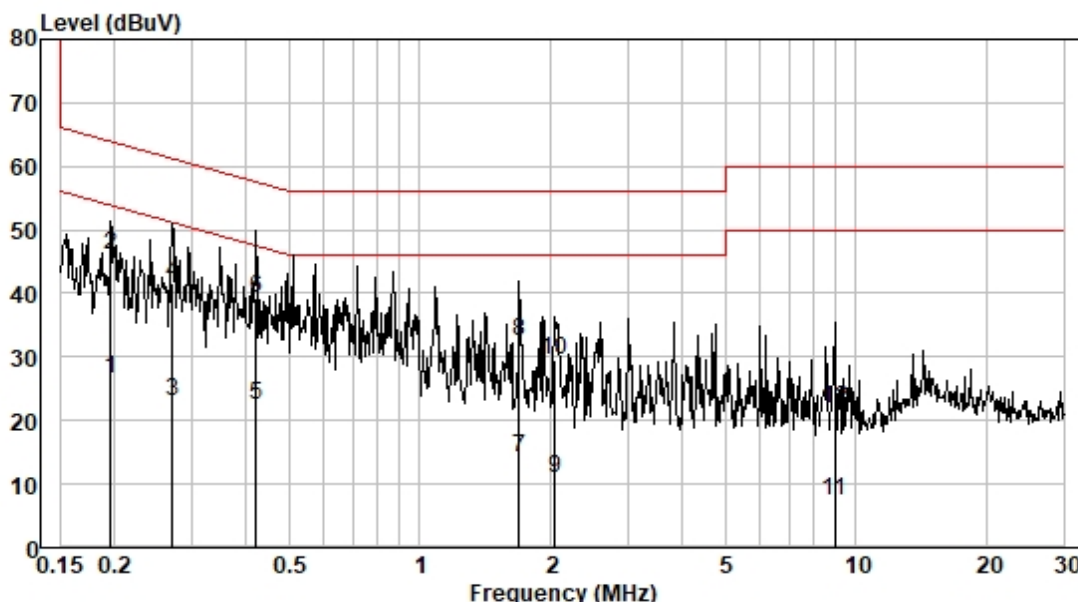
Frequency range: 150KHz-30MHz

An initial pre-scan was performed with peak detector. Quasi-Peak or Average measurement were performed at the frequencies with maximized peak emission were detected.

The red line show in graphic is the limit in standard used in this section.

Measured Level = Read level + Cable Loss + LISN Factor

Test Mode: 00; Line: Live line



Pol : LINE
Mode :
Model :
Power :

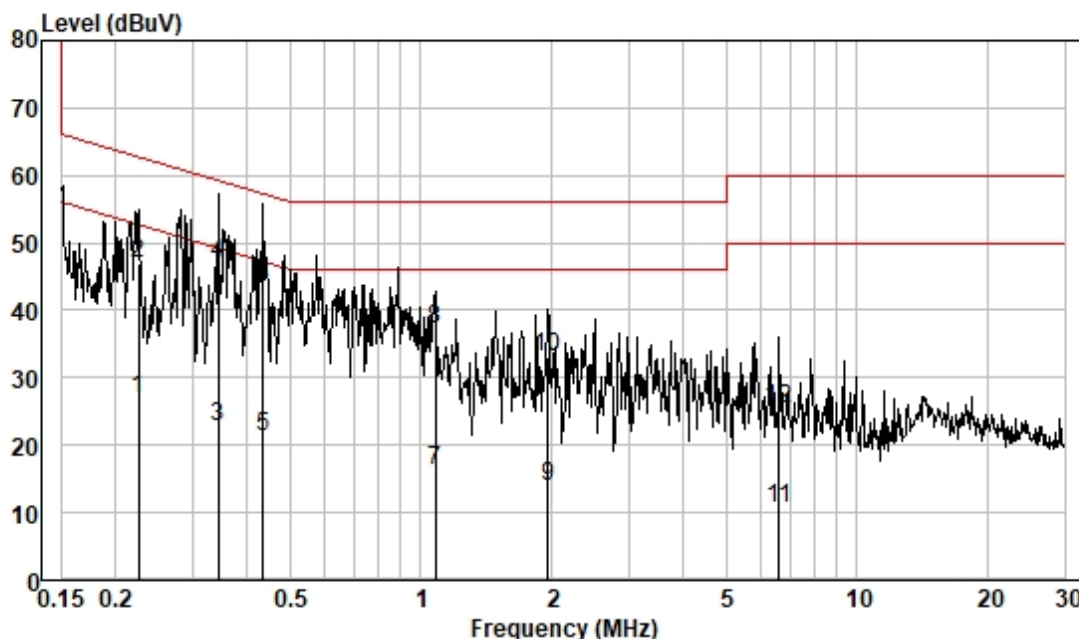
	Freque	Read	Cable	LISN	Measured	Limit	Over	Remark
	ncy	Level	Loss	Factor	Level	Line	Limit	
	MHz	dBuV	dB	dB	dBuV	dBuV	dB	
1	0.195	16.84	0.04	9.55	26.43	53.80	-27.37	Average
2	0.195	36.41	0.04	9.55	46.00	63.80	-17.80	QP
3	0.270	13.50	0.04	9.56	23.10	51.12	-28.02	Average
4	0.270	32.11	0.04	9.56	41.71	61.12	-19.41	QP
5	0.421	12.72	0.05	9.56	22.33	47.42	-25.09	Average
6	0.421	29.53	0.05	9.56	39.14	57.42	-18.28	QP
7	1.689	4.43	0.11	9.56	14.10	46.00	-31.90	Average
8	1.689	22.73	0.11	9.56	32.40	56.00	-23.60	QP
9	2.044	1.20	0.13	9.57	10.90	46.00	-35.10	Average
10	2.044	19.87	0.13	9.57	29.57	56.00	-26.43	QP
11	8.916	-2.64	0.24	9.72	7.32	50.00	-42.68	Average
12	8.916	11.93	0.24	9.72	21.89	60.00	-38.11	QP



Unless otherwise agreed in writing, this document is issued by the Company subject to its General Conditions of Service printed overleaf, available on request or accessible at <https://www.sgs.com/en/Terms-and-Conditions>. Attention is drawn to the limitation of liability, indemnification and jurisdiction issues defined therein. Any holder of this document is advised that information contained hereon reflects the Company's findings at the time of its intervention only and within the limits of Client's instructions, if any. The Company's sole responsibility is to its Client and this document does not exonerate parties to a transaction from exercising all their rights and obligations under the transaction documents. This document cannot be reproduced except in full, without prior written approval of the Company. Any unauthorized alteration, forgery or falsification of the content or appearance of this document is unlawful and offenders may be prosecuted to the fullest extent of the law. Unless otherwise stated the results shown in this test report refer only to the sample(s) tested and such sample(s) are retained for 30 days only.

Attention: To check the authenticity of testing /inspection report & certificate, please contact us at telephone: (86-755) 8307 1443, or email: CN.Doccheck@sgs.com

Test Mode: 00; Line: Neutral Line



Pol : NEUTRAL
Mode :
Model :
Power :

	Freque	Read	Cable	LISN	Measured	Limit	Over	
	nc	Level	Loss	Factor	Level	Line	Limit	Remark
	MHz	dBuV	dB	dB	dBuV	dBuV	dB	
1	0.226	17.33	0.04	9.53	26.90	52.61	-25.71	Average
2	0.226	37.43	0.04	9.53	47.00	62.61	-15.61	QP
3	0.343	13.25	0.05	9.54	22.84	49.13	-26.29	Average
4	0.343	37.46	0.05	9.54	47.05	59.13	-12.08	QP
5	0.435	11.73	0.05	9.54	21.32	47.15	-25.83	Average
6	0.435	33.69	0.05	9.54	43.28	57.15	-13.87	QP
7	1.077	6.71	0.08	9.55	16.34	46.00	-29.66	Average
8	1.077	27.62	0.08	9.55	37.25	56.00	-18.75	QP
9	1.959	4.20	0.12	9.55	13.87	46.00	-32.13	Average
10	1.959	23.39	0.12	9.55	33.06	56.00	-22.94	QP
11	6.627	0.73	0.22	9.67	10.62	50.00	-39.38	Average
12	6.627	15.62	0.22	9.67	25.51	60.00	-34.49	QP



Unless otherwise agreed in writing, this document is issued by the Company subject to its General Conditions of Service printed overleaf, available on request or accessible at <https://www.sgs.com/en/Terms-and-Conditions>. Attention is drawn to the limitation of liability, indemnification and jurisdiction issues defined therein. Any holder of this document is advised that information contained hereon reflects the Company's findings at the time of its intervention only and within the limits of Client's instructions, if any. The Company's sole responsibility is to its Client and this document does not exonerate parties to a transaction from exercising all their rights and obligations under the transaction documents. This document cannot be reproduced except in full, without prior written approval of the Company. Any unauthorized alteration, forgery or falsification of the content or appearance of this document is unlawful and offenders may be prosecuted to the fullest extent of the law. Unless otherwise stated the results shown in this test report refer only to the sample(s) tested and such sample(s) are retained for 30 days only.

Attention: To check the authenticity of testing / inspection report & certificate, please contact us at telephone: (86-755) 8307 1443, or email: CN.Doccheck@sgs.com

6.2 Radiated Emissions (Magnetic field Strength)(9kHz-30MHz)

Test Requirement: 47 CFR Part 18
 Test Method: FCC/OST MP-5:1986
 Limit:
 Measurement Distance: 3 m
 Frequency Range: 9kHz to 30MHz
 Detector: Peak for pre-scan, Average for the final result
 (200Hz Resolution Bandwidth for 9kHz to 150kHz;
 9kHz Resolution Bandwidth for 150kHz to 30MHz)

Equipment:	Operating frequency:	RF Power generated by equipment (watts):	Limit dB(uV/m) average:
Any type unless otherwise specified (miscellaneous)	Any ISM frequency	955.4	Limit=20lg(25*SQRT(955.4 /500))+20lg(300/3)= 70.77 dBuV/m @ 3m distance.

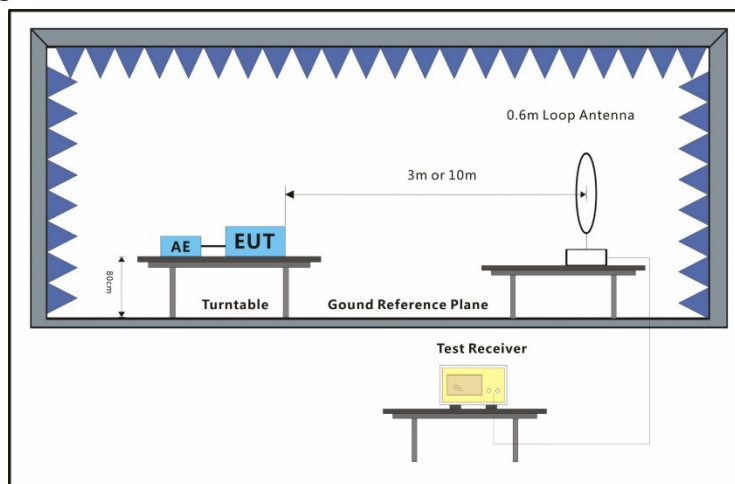
6.2.1 E.U.T. Operation

Operating Environment:
 Temperature: 25.6 °C Humidity: 52.7 % RH Atmospheric Pressure: 1020 mbar

6.2.2 Test Mode Description

Pre-scan / Mode	Code	Description
Final test	00	Test the EUT in microwave mode with maximum power.
Pre-scan	01	Test the EUT in microwave mode with middle power.
Pre-scan	02	Test the EUT in microwave mode with lowest power.

6.2.3 Test Setup Diagram



Unless otherwise agreed in writing, this document is issued by the Company subject to its General Conditions of Service printed overleaf, available on request or accessible at <https://www.sgs.com/en/Terms-and-Conditions>. Attention is drawn to the limitation of liability, indemnification and jurisdiction issues defined therein. Any holder of this document is advised that information contained hereon reflects the Company's findings at the time of its intervention only and within the limits of Client's instructions, if any. The Company's sole responsibility is to its Client and this document does not exonerate parties to a transaction from exercising all their rights and obligations under the transaction documents. This document cannot be reproduced except in full, without prior written approval of the Company. Any unauthorized alteration, forgery or falsification of the content or appearance of this document is unlawful and offenders may be prosecuted to the fullest extent of the law. Unless otherwise stated the results shown in this test report refer only to the sample(s) tested and such sample(s) are retained for 30 days only.

Attention: To check the authenticity of testing /inspection report & certificate, please contact us at telephone: (86-755) 8307 1443, or email: CN.Doccheck@sgs.com

6.2.4 Measurement Procedure and Data

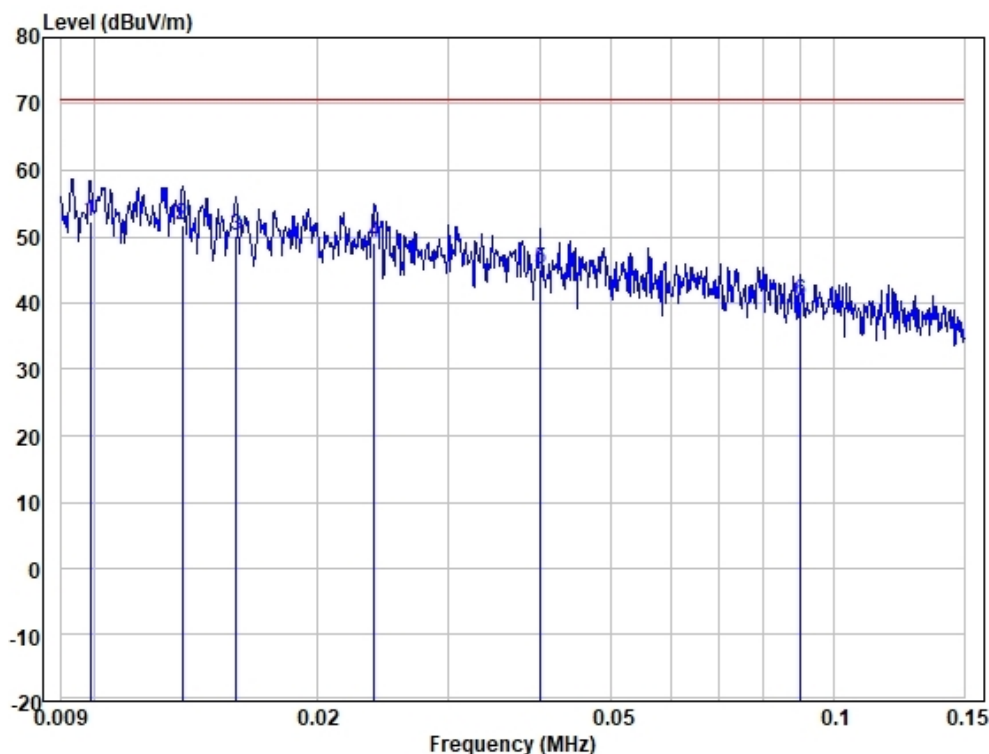
Frequency range: 9KHz-30MHz

An initial pre-scan was performed in the chamber using the spectrum analyser in peak detection mode. Average measurements were conducted based on the peak sweep graph. The EUT was measured by loop antenna with 2 orthogonal polarities.

The red line show in graphic is the limit in standard used in this section.

Level=Read Level + Antenna Factor + Cable Loss - Preamp Factor

Test Mode: 00; Polarity: Horizontal



Site : 966 Chamber
Job :
Model :
Power :
Test Mode :

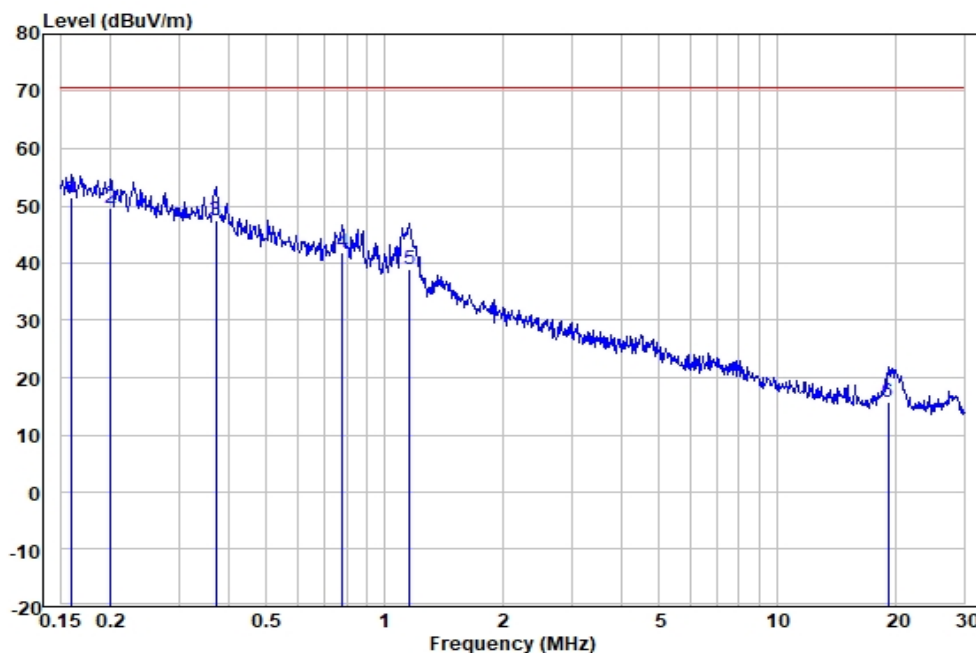
	Freq	Read Level	Antenna Factor	Cable Loss	Preamp Factor	Measured Level	Limit Line	Over Limit	Pol/Phase	Remark
	MHz	dBuV	dB/m	dB	dB	dBuV/m	dBuV/m	dB		
1	0.010	66.59	18.68	0.01	32.90	52.38	70.77	-18.39	HORIZONTAL	Average
2	0.013	67.61	16.94	0.01	32.90	51.66	70.77	-19.11	HORIZONTAL	Average
3	0.016	67.77	15.21	0.01	32.90	50.09	70.77	-20.68	HORIZONTAL	Average
4	0.024	68.24	13.71	0.01	32.90	49.06	70.77	-21.71	HORIZONTAL	Average
5	0.040	65.65	12.43	0.01	32.90	45.19	70.77	-25.58	HORIZONTAL	Average
6	0.090	61.17	11.96	0.01	32.90	40.24	70.77	-30.53	HORIZONTAL	Average



Unless otherwise agreed in writing, this document is issued by the Company subject to its General Conditions of Service printed overleaf, available on request or accessible at <https://www.sgs.com/en/Terms-and-Conditions>. Attention is drawn to the limitation of liability, indemnification and jurisdiction issues defined therein. Any holder of this document is advised that information contained hereon reflects the Company's findings at the time of its Intervention only and within the limits of Client's instructions, if any. The Company's sole responsibility is to its Client and this document does not exonerate parties to a transaction from exercising all their rights and obligations under the transaction documents. This document cannot be reproduced except in full, without prior written approval of the Company. Any unauthorized alteration, forgery or falsification of the content or appearance of this document is unlawful and offenders may be prosecuted to the fullest extent of the law. Unless otherwise stated the results shown in this test report refer only to the sample(s) tested and such sample(s) are retained for 30 days only.

Attention: To check the authenticity of testing /inspection report & certificate, please contact us at telephone: (86-755) 8307 1443, or email: CN.Doccheck@sgs.com

Test Mode: 00; Polarity: Horizontal



Site : 966 Chamber
Job :
Model :
Power :
Test Mode :

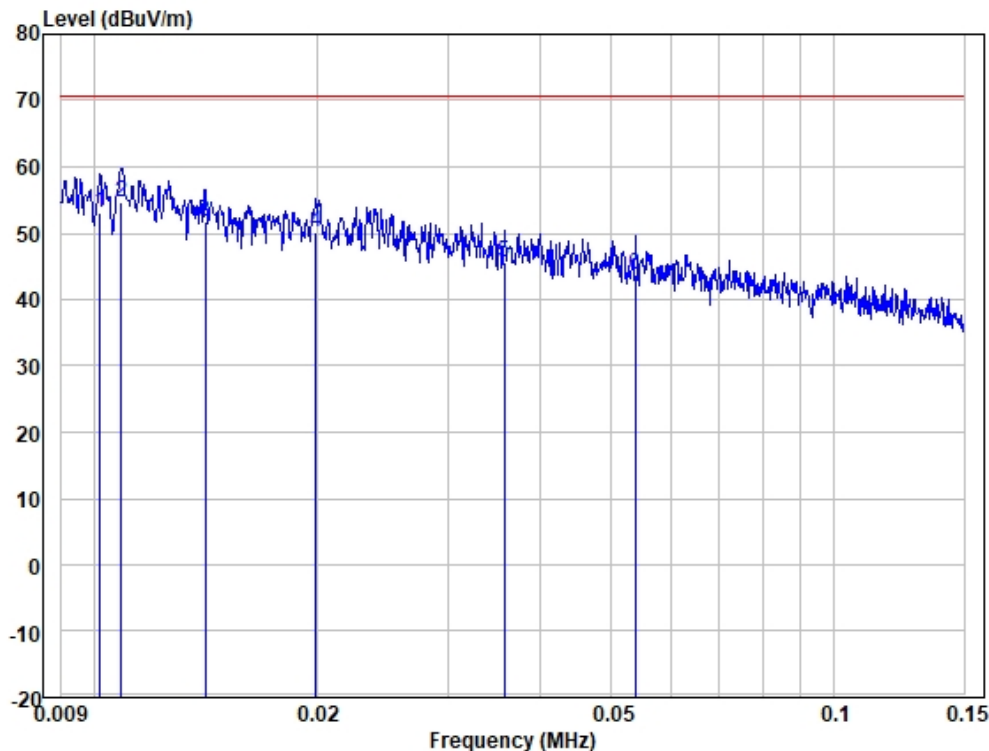
	Freq	Read Level	Antenna Factor	Cable Loss	Preamplifier Factor	Measured Level	Limit Line	Over Limit	Pol/Phase	Remark
	MHz	dBuV	dB/m	dB	dB	dBuV/m	dBuV/m	dB		
1	0.160	72.36	11.87	0.01	32.90	51.34	70.77	-19.43	HORIZONTAL	Average
2	0.201	70.60	11.85	0.01	32.90	49.56	70.77	-21.21	HORIZONTAL	Average
3	0.371	68.37	11.86	0.01	32.90	47.34	70.77	-23.43	HORIZONTAL	Average
4	0.779	62.81	11.84	0.05	32.90	41.80	70.77	-28.97	HORIZONTAL	Average
5	1.160	59.95	11.84	0.05	32.90	38.94	70.77	-31.83	HORIZONTAL	Average
6	19.224	39.67	8.78	0.23	32.90	15.78	70.77	-54.99	HORIZONTAL	Average



Unless otherwise agreed in writing, this document is issued by the Company subject to its General Conditions of Service printed overleaf, available on request or accessible at <https://www.sgs.com/en/Terms-and-Conditions>. Attention is drawn to the limitation of liability, indemnification and jurisdiction issues defined therein. Any holder of this document is advised that information contained hereon reflects the Company's findings at the time of its intervention only and within the limits of Client's instructions, if any. The Company's sole responsibility is to its Client and this document does not exonerate parties to a transaction from exercising all their rights and obligations under the transaction documents. This document cannot be reproduced except in full, without prior written approval of the Company. Any unauthorized alteration, forgery or falsification of the content or appearance of this document is unlawful and offenders may be prosecuted to the fullest extent of the law. Unless otherwise stated the results shown in this test report refer only to the sample(s) tested and such sample(s) are retained for 30 days only.

Attention: To check the authenticity of testing /inspection report & certificate, please contact us at telephone: (86-755) 8307 1443, or email: CN.Doccheck@sgs.com

Test Mode: 00; Polarity: Vertical



Site : 966 Chamber
Job :
Model :
Power :
Test Mode :

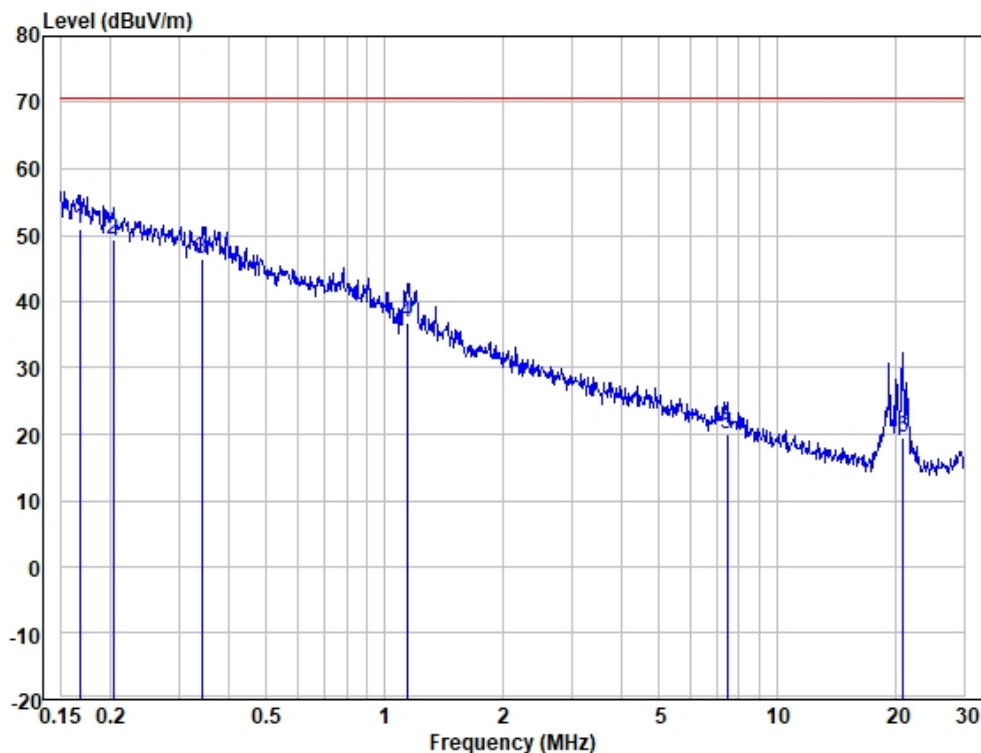
	Freq	Read Level	Antenna Factor	Cable Loss	Preamplifier Factor	Measured Level	Limit Line	Over Limit	Pol/Phase	Remark
	MHz	dBuV	dB/m	dB	dB	dBuV/m	dBuV/m	dB		
1	0.010	67.27	18.57	0.01	32.90	52.95	70.77	-17.82	VERTICAL	Average
2	0.011	69.36	18.30	0.01	32.90	54.77	70.77	-16.00	VERTICAL	Average
3	0.014	68.57	15.96	0.01	32.90	51.64	70.77	-19.13	VERTICAL	Average
4	0.020	68.87	14.21	0.01	32.90	50.19	70.77	-20.58	VERTICAL	Average
5	0.036	65.78	12.61	0.01	32.90	45.50	70.77	-25.27	VERTICAL	Average
6	0.054	64.38	12.16	0.01	32.90	43.65	70.77	-27.12	VERTICAL	Average



Unless otherwise agreed in writing, this document is issued by the Company subject to its General Conditions of Service printed overleaf, available on request or accessible at <https://www.sgs.com/en/Terms-and-Conditions>. Attention is drawn to the limitation of liability, indemnification and jurisdiction issues defined therein. Any holder of this document is advised that information contained hereon reflects the Company's findings at the time of its intervention only and within the limits of Client's instructions, if any. The Company's sole responsibility is to its Client and this document does not exonerate parties to a transaction from exercising all their rights and obligations under the transaction documents. This document cannot be reproduced except in full, without prior written approval of the Company. Any unauthorized alteration, forgery or falsification of the content or appearance of this document is unlawful and offenders may be prosecuted to the fullest extent of the law. Unless otherwise stated the results shown in this test report refer only to the sample(s) tested and such sample(s) are retained for 30 days only.

Attention: To check the authenticity of testing /inspection report & certificate, please contact us at telephone: (86-755) 8307 1443, or email: CN.Doccheck@sgs.com

Test Mode: 00; Polarity: Vertical



Site : 966 Chamber
Job :
Model :
Power :
Test Mode :

	Freq	Read Level	Antenna Factor	Cable Loss	Preamplifier Factor	Measured Level	Limit Line	Over Limit	Pol/Phase	Remark
	MHz	dBuV	dB/m	dB	dB	dBuV/m	dBuV/m	dB		
1	0.168	72.06	11.87	0.01	32.90	51.04	70.77	-19.73	VERTICAL	Peak
2	0.204	70.26	11.85	0.01	32.90	49.22	70.77	-21.55	VERTICAL	Peak
3	0.343	67.34	11.87	0.01	32.90	46.32	70.77	-24.45	VERTICAL	Peak
4	1.141	57.72	11.84	0.05	32.90	36.71	70.77	-34.06	VERTICAL	Peak
5	7.446	40.87	11.80	0.13	32.90	19.90	70.77	-50.87	VERTICAL	Peak
6	20.924	43.51	8.54	0.25	32.90	19.40	70.77	-51.37	VERTICAL	Peak



Unless otherwise agreed in writing, this document is issued by the Company subject to its General Conditions of Service printed overleaf, available on request or accessible at <https://www.sgs.com/en/Terms-and-Conditions>. Attention is drawn to the limitation of liability, indemnification and jurisdiction issues defined therein. Any holder of this document is advised that information contained hereon reflects the Company's findings at the time of its intervention only and within the limits of Client's instructions, if any. The Company's sole responsibility is to its Client and this document does not exonerate parties to a transaction from exercising all their rights and obligations under the transaction documents. This document cannot be reproduced except in full, without prior written approval of the Company. Any unauthorized alteration, forgery or falsification of the content or appearance of this document is unlawful and offenders may be prosecuted to the fullest extent of the law. Unless otherwise stated the results shown in this test report refer only to the sample(s) tested and such sample(s) are retained for 30 days only.

Attention: To check the authenticity of testing /inspection report & certificate, please contact us at telephone: (86-755) 8307 1443, or email: CN.Doccheck@sgs.com

6.3 Radiated Emissions (30MHz-1GHz)

Test Requirement: 47 CFR Part 18
 Test Method: FCC/OST MP-5:1986
 Limit:
 Measurement Distance: 3 m
 Frequency Range: 30 MHz to 1 GHz
 Detector: Peak for pre-scan, average for the final result
 (120 kHz Resolution Bandwidth for 30 MHz to 1 GHz)

Equipment:	Operating frequency:	RF Power generated by equipment (watts):	Limit dB(uV/m) average:
Any type unless otherwise specified (miscellaneous)	Any ISM frequency	955.4	Limit=20lg(25*SQRT(955.4 /500))+20lg(300/3)= 70.77 dBuV/m @ 3m distance.

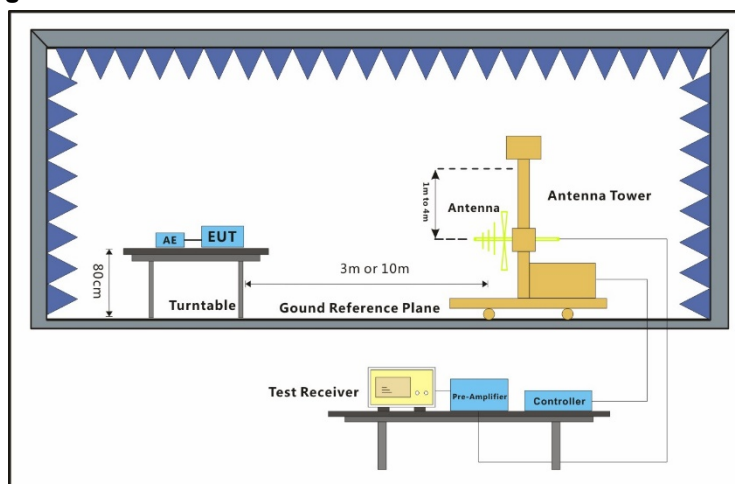
6.3.1 E.U.T. Operation

Operating Environment:
 Temperature: 25.6 °C Humidity: 52.5 % RH Atmospheric Pressure: 1020 mbar

6.3.2 Test Mode Description

Pre-scan / Final test	Mode Code	Description
Final test	00	Test the EUT in microwave mode with maximum power.
Pre-scan	01	Test the EUT in microwave mode with middle power.
Pre-scan	02	Test the EUT in microwave mode with lowest power.

6.3.3 Test Setup Diagram



6.3.4 Measurement Procedure and Data

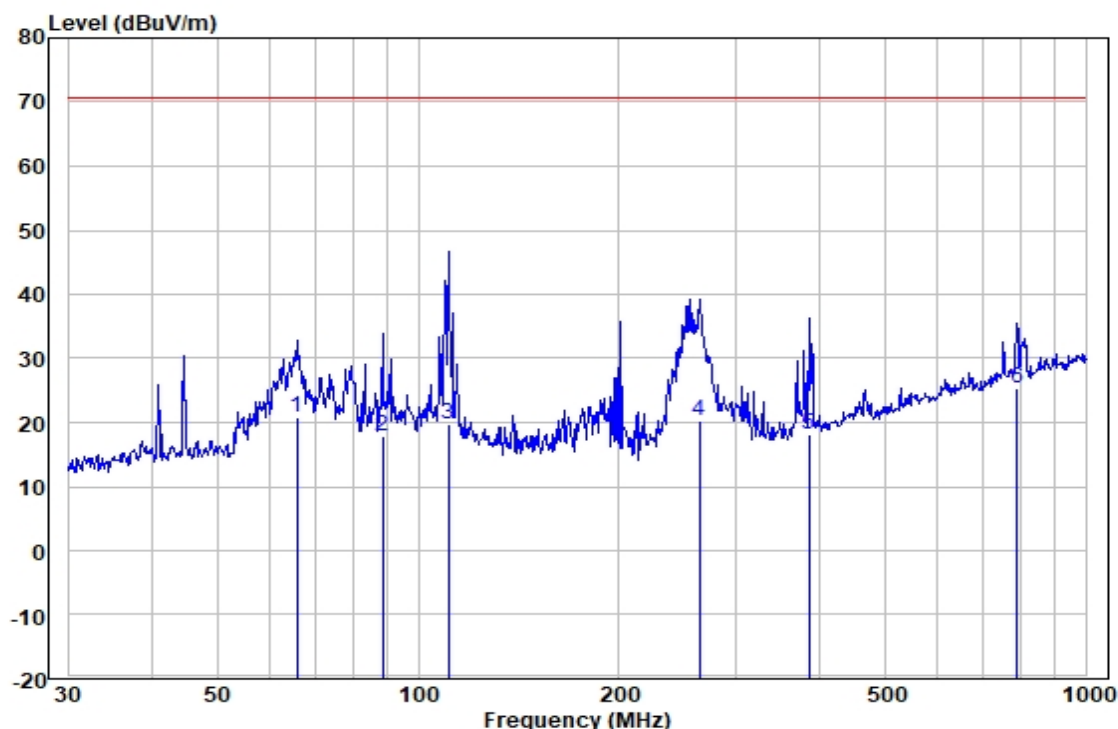
Frequency range: 30MHz-1GHz

An initial pre-scan was performed in the chamber using the spectrum analyser in peak detection mode. Average measurements were conducted based on the peak sweep graph. The EUT was measured by BiConiLog antenna with 2 orthogonal polarities.

The red line show in graphic is the limit in standard used in this section.

Level=Read Level + Antenna Factor + Cable Loss - Preamp Factor

Test Mode: 00; Polarity: Horizontal



Site : 966 Chamber
Job :
Model :
Power :
Test Mode :

	Freq	Read Level	Antenna Factor	Cable Loss	Preamp Factor	Measured Level	Limit Line	Over Limit	Pol/Phase	Remark
	MHz	dBuV	dB/m	dB	dB	dBuV/m	dBuV/m	dB		
1	65.803	35.42	17.83	0.44	32.80	20.89	70.77	-49.88	HORIZONTAL	Average
2	88.652	36.31	13.91	0.52	32.80	17.94	70.77	-52.83	HORIZONTAL	Average
3	110.957	35.84	16.18	0.57	32.80	19.79	70.77	-50.98	HORIZONTAL	Average
4	263.819	34.18	17.96	0.93	32.80	20.27	70.77	-50.50	HORIZONTAL	Average
5	385.281	28.70	21.16	1.15	32.80	18.21	70.77	-52.56	HORIZONTAL	Average
6	787.851	27.63	28.39	1.65	32.32	25.35	70.77	-45.42	HORIZONTAL	Average



Unless otherwise agreed in writing, this document is issued by the Company subject to its General Conditions of Service printed overleaf, available on request or accessible at <https://www.sgs.com/en/Terms-and-Conditions>. Attention is drawn to the limitation of liability, indemnification and jurisdiction issues defined therein. Any holder of this document is advised that information contained hereon reflects the Company's findings at the time of its intervention only and within the limits of Client's instructions, if any. The Company's sole responsibility is to its Client and this document does not exonerate parties to a transaction from exercising all their rights and obligations under the transaction documents. This document cannot be reproduced except in full, without prior written approval of the Company. Any unauthorized alteration, forgery or falsification of the content or appearance of this document is unlawful and offenders may be prosecuted to the fullest extent of the law. Unless otherwise stated the results shown in this test report refer only to the sample(s) tested and such sample(s) are retained for 30 days only.

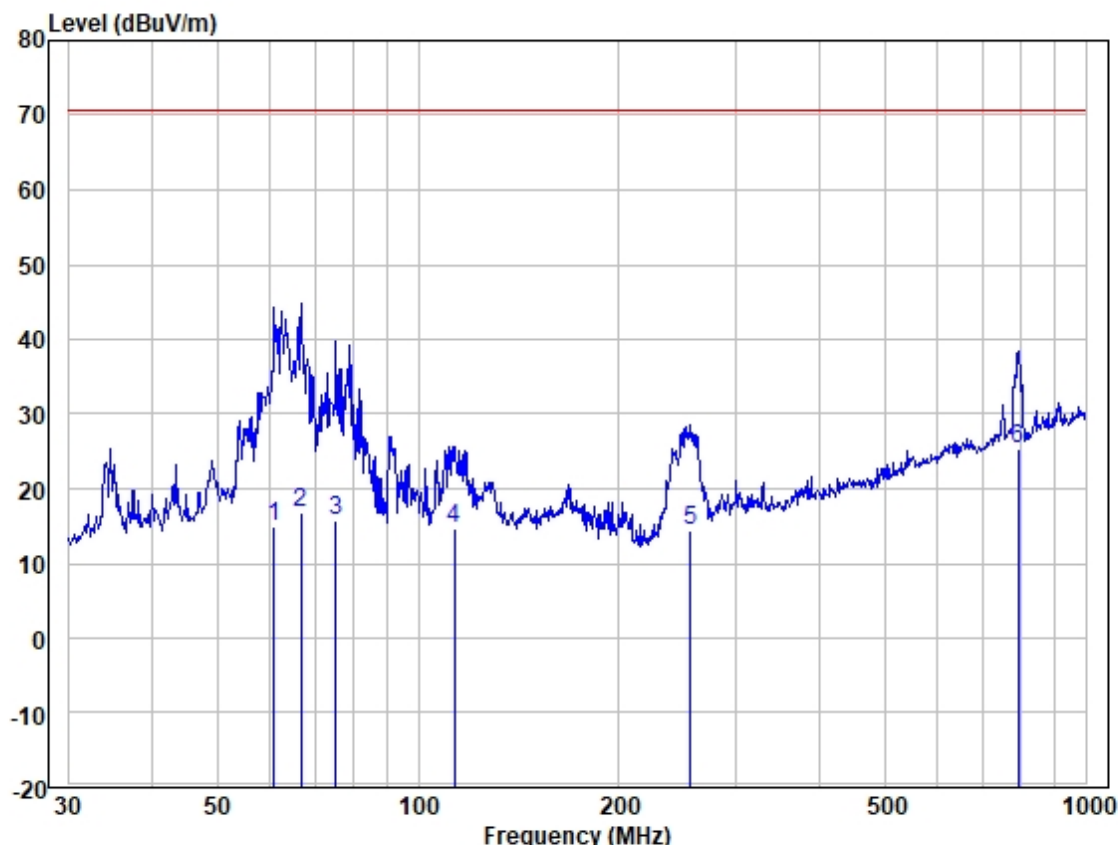
Attention: To check the authenticity of testing /inspection report & certificate, please contact us at telephone: (86-755) 8307 1443, or email: CN.Doccheck@sgs.com

SGS-CSTC Standards Technical Services Co., Ltd.
Guangzhou Branch EMC/RF/EEC Laboratory

No.198, Kezhu Road, Science City, Economic & Technological Development Area, Guangzhou, Guangdong, China 510663
中国·广东·广州高新技术产业开发区科学城科珠路198号 邮编: 510663

t (86-20) 82155555 www.sgsgroup.com.cn
t (86-20) 82155555 sgs.china@sgs.com

Test Mode: 00; Polarity: Vertical



Site : 966 Chamber
 Job :
 Model :
 Power :
 Test Mode :

	Freq	Read Level	Antenna Factor	Cable Loss	Preamplifier Factor	Measured Level	Limit Line	Over Limit	Pol/Phase	Remark
	MHz	dBuV	dB/m	dB	dB	dBuV/m	dBuV/m	dB		
1	60.918	28.70	18.63	0.41	32.80	14.94	70.77	-55.83	VERTICAL	Average
2	66.733	31.44	17.68	0.45	32.80	16.77	70.77	-54.00	VERTICAL	Average
3	75.446	31.87	16.07	0.48	32.80	15.62	70.77	-55.15	VERTICAL	Average
4	113.316	30.37	16.50	0.58	32.80	14.65	70.77	-56.12	VERTICAL	Average
5	255.623	28.63	17.71	0.91	32.80	14.45	70.77	-56.32	VERTICAL	Average
6	790.619	27.59	28.39	1.65	32.32	25.31	70.77	-45.46	VERTICAL	Average



Unless otherwise agreed in writing, this document is issued by the Company subject to its General Conditions of Service printed overleaf, available on request or accessible at <https://www.sgs.com/en/Terms-and-Conditions>. Attention is drawn to the limitation of liability, indemnification and jurisdiction issues defined therein. Any holder of this document is advised that information contained hereon reflects the Company's findings at the time of its intervention only and within the limits of Client's instructions, if any. The Company's sole responsibility is to its Client and this document does not exonerate parties to a transaction from exercising all their rights and obligations under the transaction documents. This document cannot be reproduced except in full, without prior written approval of the Company. Any unauthorized alteration, forgery or falsification of the content or appearance of this document is unlawful and offenders may be prosecuted to the fullest extent of the law. Unless otherwise stated the results shown in this test report refer only to the sample(s) tested and such sample(s) are retained for 30 days only.

Attention: To check the authenticity of testing /inspection report & certificate, please contact us at telephone: (86-755) 8307 1443, or email: CN.Doccheck@sgs.com

6.4 Radiated Emissions (above 1GHz)

Test Requirement: 47 CFR Part 18
 Test Method: FCC/OST MP-5:1986
 Limit:
 Measurement Distance: 3 m
 Frequency Range: Above 1GHz
 Detector: Peak for pre-scan, Average for the final result
 (1MHz Resolution Bandwidth for 1000MHz Above)

Equipment:	Operating frequency:	RF Power generated by equipment (watts):	Limit dB(uV/m) average:
Any type unless otherwise specified (miscellaneous)	Any ISM frequency	955.4	Limit=20lg(25*SQRT(955.4 /500))+20lg(300/3)= 70.77 dBuV/m @ 3m distance.

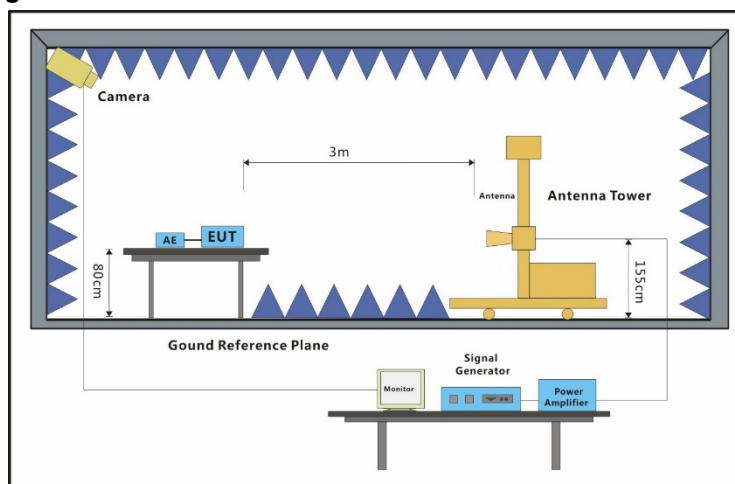
6.4.1 E.U.T. Operation

Operating Environment:
 Temperature: 25.4 °C Humidity: 65.4 % RH Atmospheric Pressure: 1020 mbar

6.4.2 Test Mode Description

Pre-scan / Final test	Mode Code	Description
Final test	00	Test the EUT in microwave mode with maximum power.
Pre-scan	01	Test the EUT in microwave mode with middle power.
Pre-scan	02	Test the EUT in microwave mode with lowest power.

6.4.3 Test Setup Diagram



6.4.4 Measurement Procedure and Data

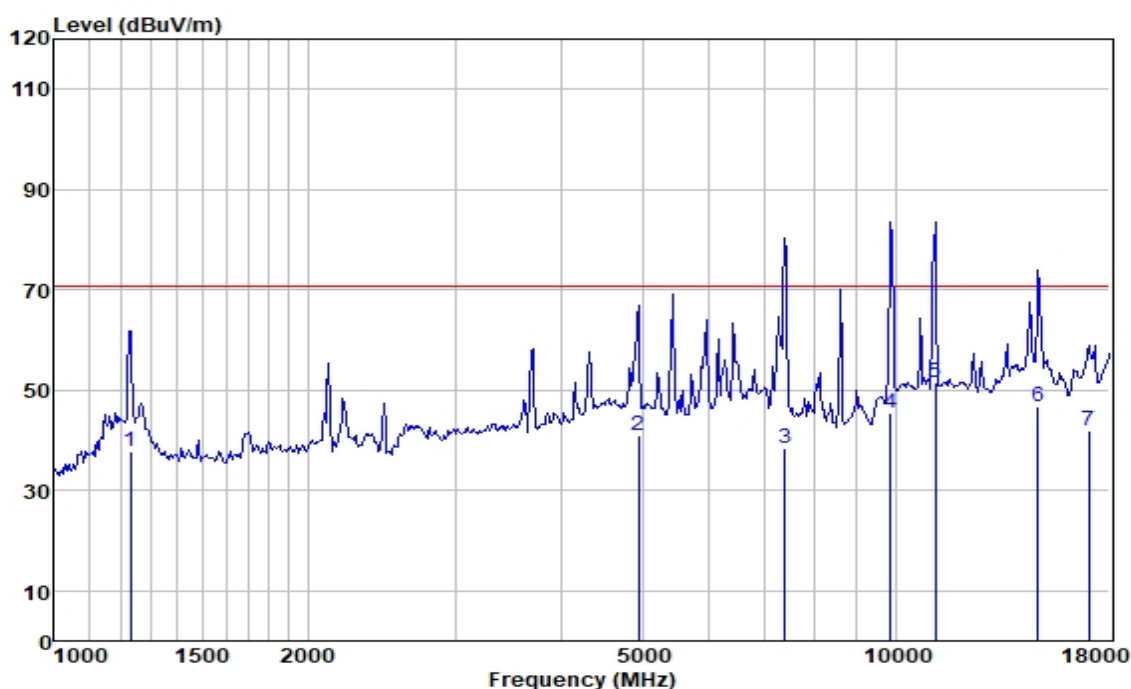
Frequency range: Above 1GHz

An initial pre-scan was performed in the chamber using the spectrum analyser in peak detection mode. Average measurements were conducted based on the peak sweep graph. The EUT was measured by Horn antenna with 2 orthogonal polarities.

The red line show in graphic is the limit in standard used in this section.

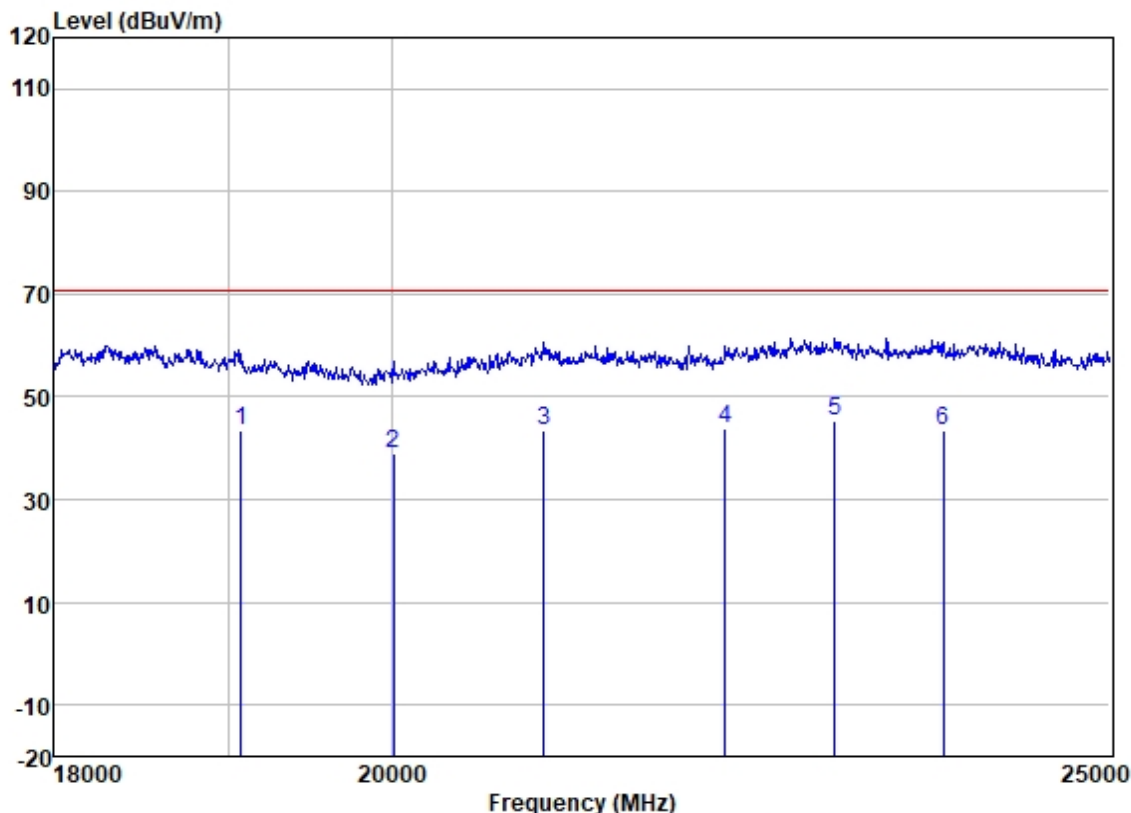
Level=Read Level + Antenna Factor + Cable Loss - Preamp Factor

Test Mode: 00; Polarity: Horizontal



	Freq	Read Level	Antenna Factor	Cable Loss	Preamp Factor	Level	Limit Line	Over Limit	Pol/Phase	Remark
	MHz	dBuV	dB/m	dB	dB	dBuV/m	dBuV/m	dB		
1	1231.345	49.24	23.51	2.66	37.64	37.77	70.77	-33.00	HORIZONTAL	Average
2	4948.358	38.27	34.15	5.27	36.69	41.00	70.77	-29.77	HORIZONTAL	Average
3	7391.296	32.22	36.23	6.75	36.96	38.24	70.77	-32.53	HORIZONTAL	Average
4	9866.789	35.78	38.91	7.66	36.81	45.54	70.77	-25.23	HORIZONTAL	Average
5	11140.310	39.58	40.38	8.32	36.67	51.61	70.77	-19.16	HORIZONTAL	Average
6	14788.150	30.57	41.56	10.54	35.81	46.86	70.77	-23.91	HORIZONTAL	Average
7	16988.970	24.96	41.57	11.78	36.28	42.03	70.77	-28.74	HORIZONTAL	Average

Test Mode: 00; Polarity: Horizontal



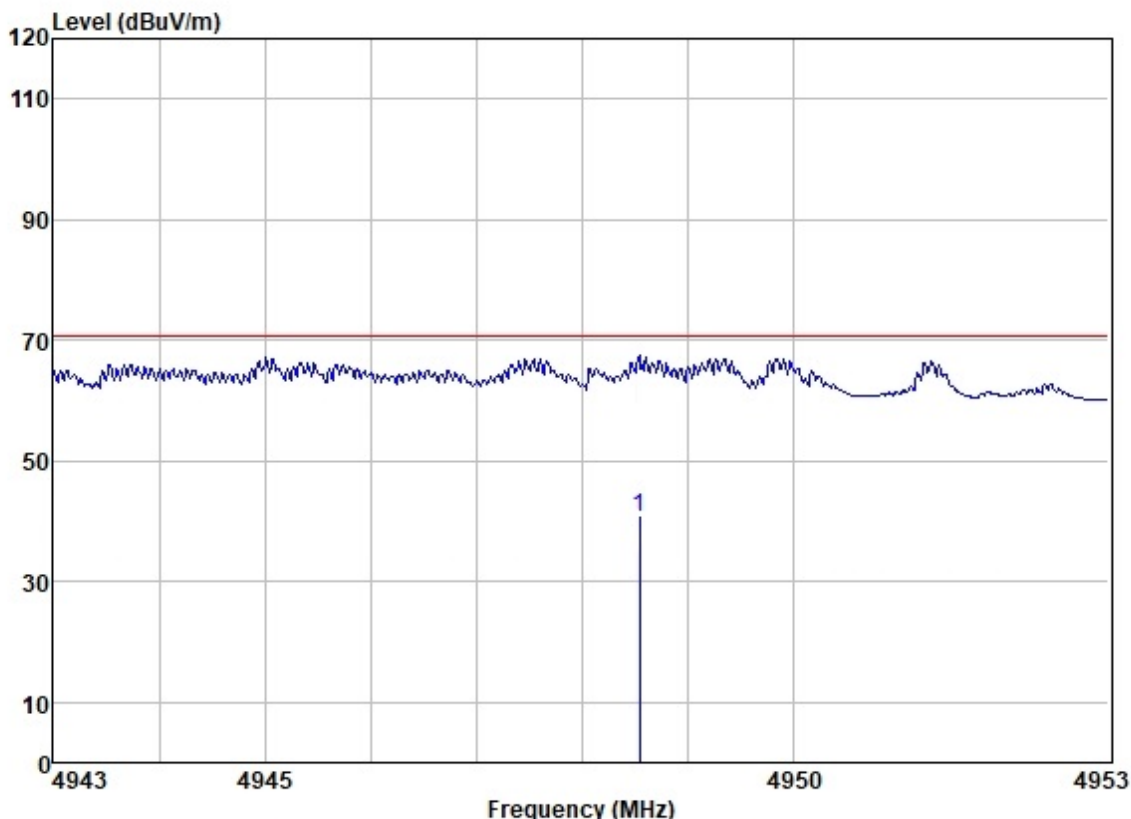
		ReadAntenna		Cable	Preamp		Limit	Over		
	Freq	Level	Factor	Loss	Factor	Level	Line	Limit	Pol/Phase	Remark
	MHz	dBuV	dB/m	dB	dB	dBuV/m	dBuV/m	dB		
1	19077.640	42.59	37.08	3.21	39.36	43.52	70.77	-27.25	HORIZONTAL	Average
2	20001.790	39.36	37.10	2.97	40.47	38.96	70.77	-31.81	HORIZONTAL	Average
3	20963.810	41.48	37.68	3.22	38.76	43.62	70.77	-27.15	HORIZONTAL	Average
4	22175.140	42.40	37.70	3.35	39.72	43.73	70.77	-27.04	HORIZONTAL	Average
5	22945.830	41.85	38.46	3.33	38.23	45.41	70.77	-25.36	HORIZONTAL	Average
6	23735.510	39.28	38.65	3.43	37.86	43.50	70.77	-27.27	HORIZONTAL	Average



Unless otherwise agreed in writing, this document is issued by the Company subject to its General Conditions of Service printed overleaf, available on request or accessible at <https://www.sgs.com/en/Terms-and-Conditions>. Attention is drawn to the limitation of liability, indemnification and jurisdiction issues defined therein. Any holder of this document is advised that information contained hereon reflects the Company's findings at the time of its intervention only and within the limits of Client's instructions, if any. The Company's sole responsibility is to its Client and this document does not exonerate parties to a transaction from exercising all their rights and obligations under the transaction documents. This document cannot be reproduced except in full, without prior written approval of the Company. Any unauthorized alteration, forgery or falsification of the content or appearance of this document is unlawful and offenders may be prosecuted to the fullest extent of the law. Unless otherwise stated the results shown in this test report refer only to the sample(s) tested and such sample(s) are retained for 30 days only.

Attention: To check the authenticity of testing /inspection report & certificate, please contact us at telephone: (86-755) 8307 1443, or email: CN.Doccheck@sgs.com

Test Mode: 00; Polarity: Horizontal



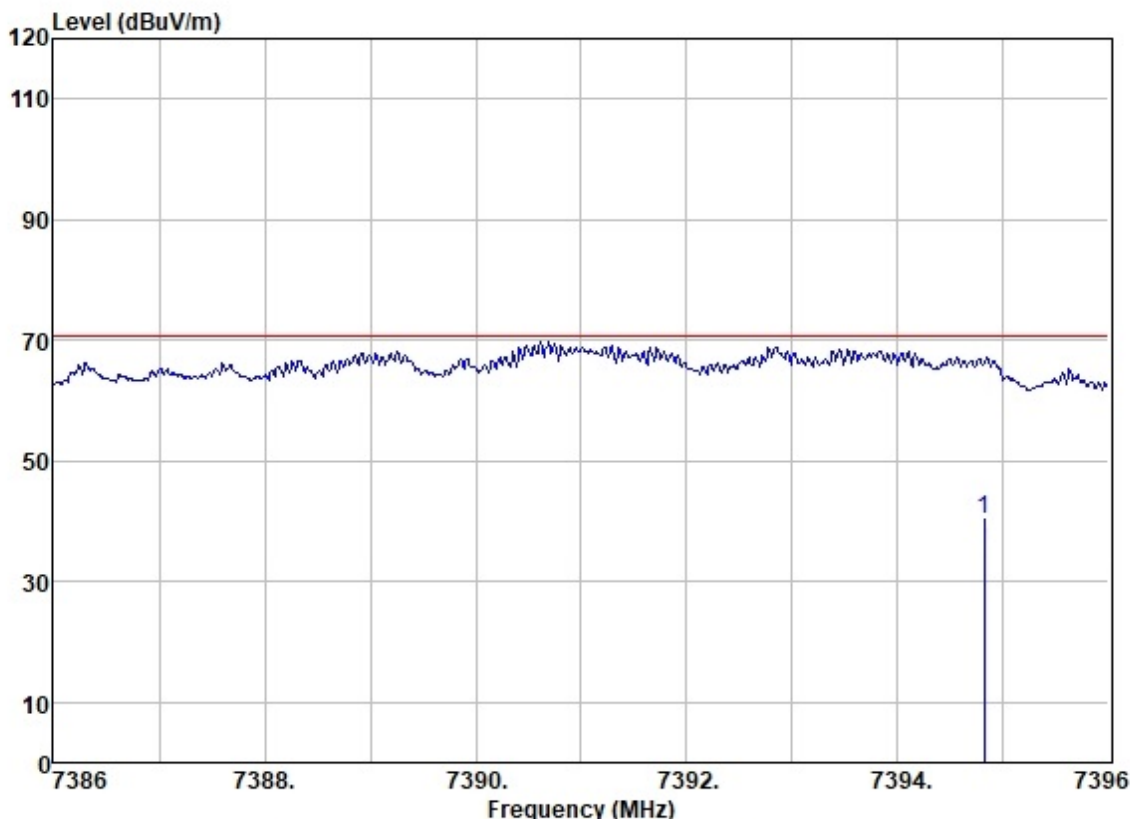
	ReadAntenna	Cable	Preamp		Limit	Over		
Freq	Level	Factor	Loss	Factor	Level	Line	Limit	Pol/Phase
MHz	dBuV	dB/m	dB	dB	dBuV/m	dBuV/m	dB	
1	4948.547	37.77	34.15	5.27	36.69	40.50	70.77	-30.27 HORIZONTAL Average



Unless otherwise agreed in writing, this document is issued by the Company subject to its General Conditions of Service printed overleaf, available on request or accessible at <https://www.sgs.com/en/Terms-and-Conditions>. Attention is drawn to the limitation of liability, indemnification and jurisdiction issues defined therein. Any holder of this document is advised that information contained hereon reflects the Company's findings at the time of its intervention only and within the limits of Client's instructions, if any. The Company's sole responsibility is to its Client and this document does not exonerate parties to a transaction from exercising all their rights and obligations under the transaction documents. This document cannot be reproduced except in full, without prior written approval of the Company. Any unauthorized alteration, forgery or falsification of the content or appearance of this document is unlawful and offenders may be prosecuted to the fullest extent of the law. Unless otherwise stated the results shown in this test report refer only to the sample(s) tested and such sample(s) are retained for 30 days only.

Attention: To check the authenticity of testing /inspection report & certificate, please contact us at telephone: (86-755) 8307 1443, or email: CN.Doccheck@sgs.com

Test Mode: 00; Polarity: Horizontal



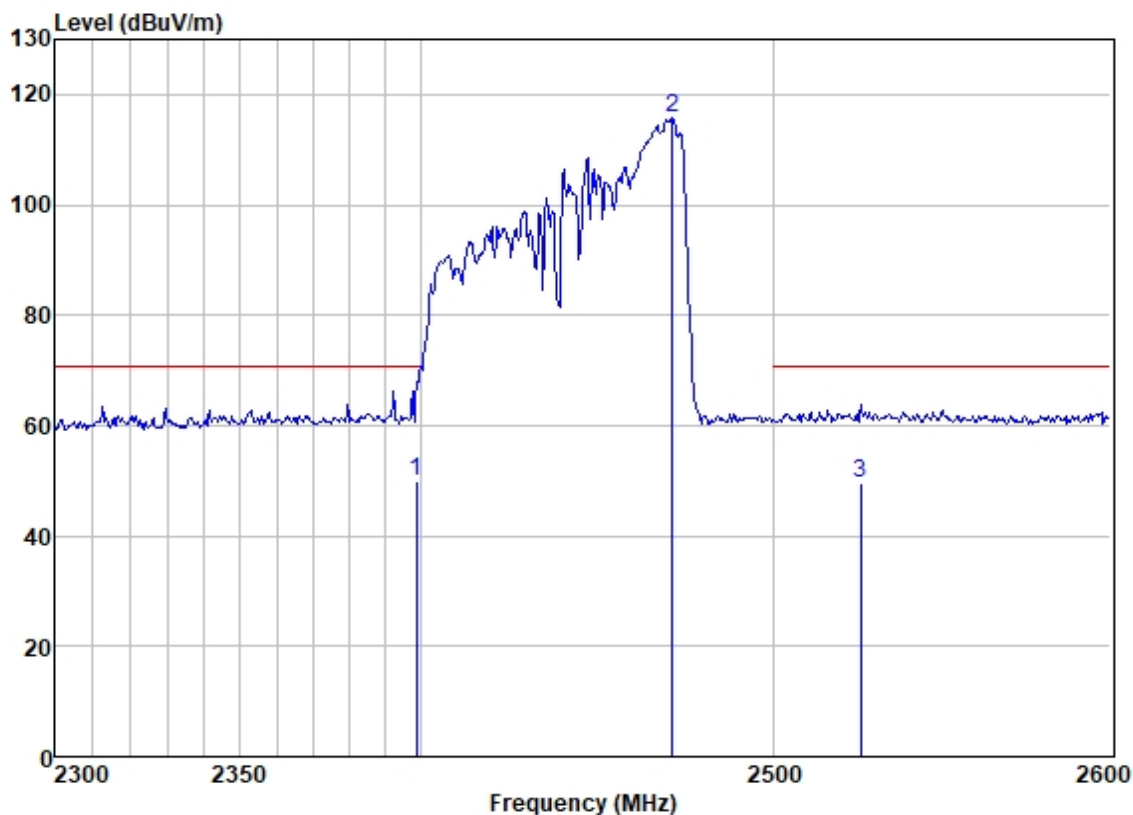
	ReadAntenna	Cable	Preamp		Limit	Over		
Freq	Level	Factor	Loss	Factor	Level	Line	Limit	Pol/Phase
MHz	dBuV	dB/m	dB	dB	dBuV/m	dBuV/m	dB	
1 7394.820	34.44	36.23	6.75	36.96	40.46	70.77	-30.31	HORIZONTAL Average



Unless otherwise agreed in writing, this document is issued by the Company subject to its General Conditions of Service printed overleaf, available on request or accessible at <https://www.sgs.com/en/Terms-and-Conditions>. Attention is drawn to the limitation of liability, indemnification and jurisdiction issues defined therein. Any holder of this document is advised that information contained hereon reflects the Company's findings at the time of its intervention only and within the limits of Client's instructions, if any. The Company's sole responsibility is to its Client and this document does not exonerate parties to a transaction from exercising all their rights and obligations under the transaction documents. This document cannot be reproduced except in full, without prior written approval of the Company. Any unauthorized alteration, forgery or falsification of the content or appearance of this document is unlawful and offenders may be prosecuted to the fullest extent of the law. Unless otherwise stated the results shown in this test report refer only to the sample(s) tested and such sample(s) are retained for 30 days only.

Attention: To check the authenticity of testing /inspection report & certificate, please contact us at telephone: (86-755) 8307 1443, or email: CN.Doccheck@sgs.com

Test Mode: 00; Polarity: Horizontal



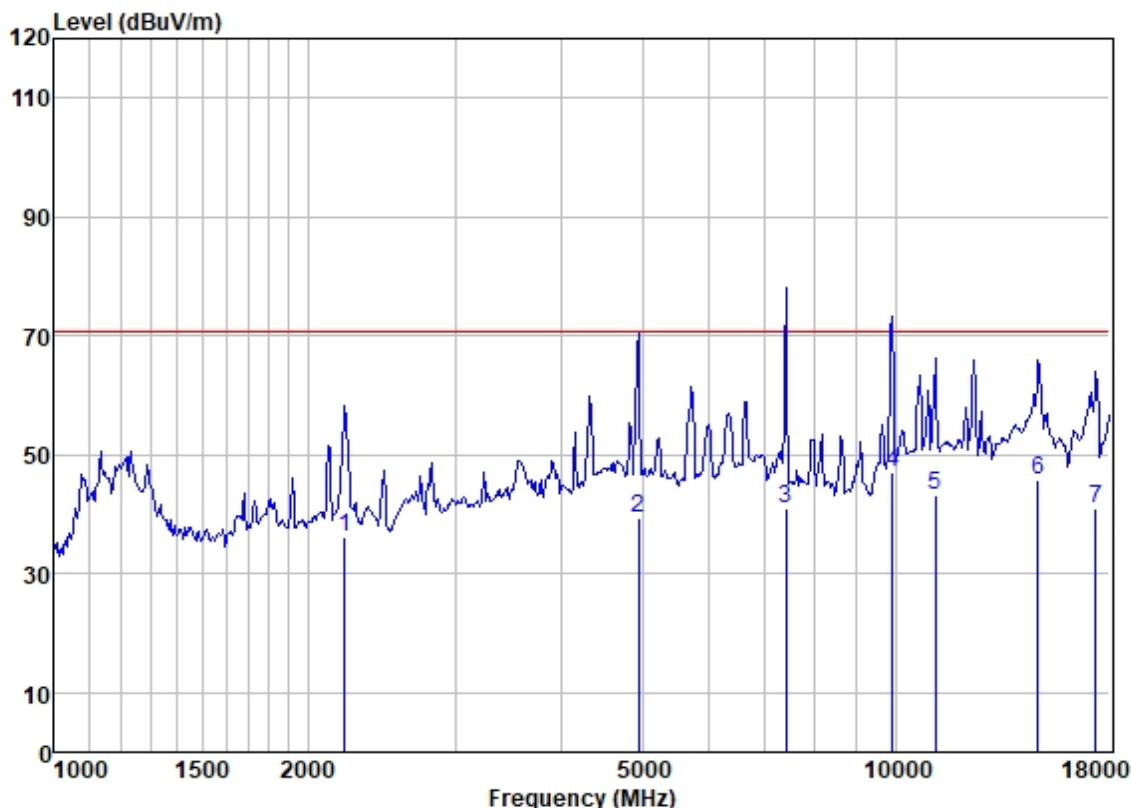
	Freq	ReadAntenna	Cable	Preamp	Limit	Over			
	MHz	Level	Factor	Loss	Factor	Level	Line	Limit	Pol/Phase
	MHz	dBuV	dB/m	dB	dB	dBuV/m	dBuV/m	dB	
1	2398.490	18.65	27.46	3.78	0.00	49.89	70.77	-20.88	HORIZONTAL Average
2	2470.718	84.09	27.75	3.82	0.00	115.66	-----	-----	HORIZONTAL peak
3	2525.540	17.85	27.94	3.85	0.00	49.64	70.77	-21.13	HORIZONTAL Average



Unless otherwise agreed in writing, this document is issued by the Company subject to its General Conditions of Service printed overleaf, available on request or accessible at <https://www.sgs.com/en/Terms-and-Conditions>. Attention is drawn to the limitation of liability, indemnification and jurisdiction issues defined therein. Any holder of this document is advised that information contained hereon reflects the Company's findings at the time of its intervention only and within the limits of Client's instructions, if any. The Company's sole responsibility is to its Client and this document does not exonerate parties to a transaction from exercising all their rights and obligations under the transaction documents. This document cannot be reproduced except in full, without prior written approval of the Company. Any unauthorized alteration, forgery or falsification of the content or appearance of this document is unlawful and offenders may be prosecuted to the fullest extent of the law. Unless otherwise stated the results shown in this test report refer only to the sample(s) tested and such sample(s) are retained for 30 days only.

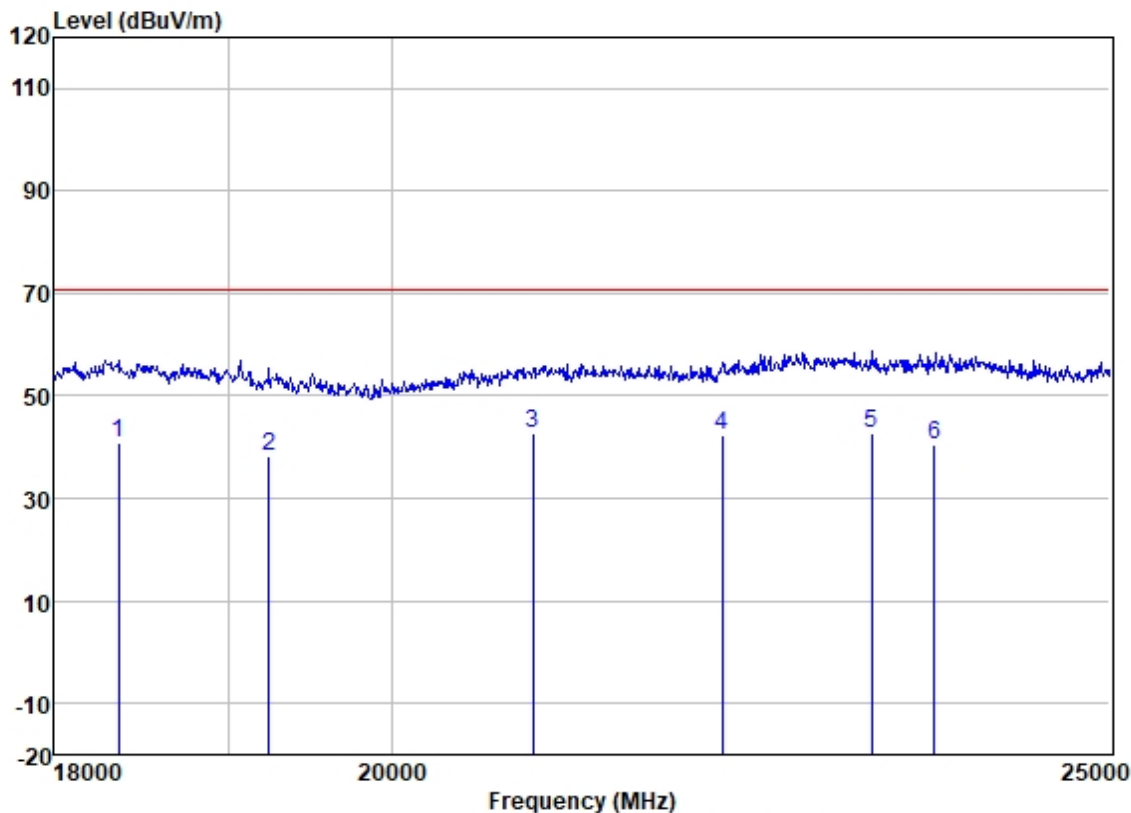
Attention: To check the authenticity of testing /inspection report & certificate, please contact us at telephone: (86-755) 8307 1443, or email: CN.Doccheck@sgs.com

Test Mode: 00; Polarity: Vertical



	Freq	ReadAntenna	Cable	Preamp		Limit	Over			
		Level	Factor	Loss	Factor	Level	Line	Limit	Pol/Phase	Remark
	MHz	dBuV	dB/m	dB	dB	dBuV/m	dBuV/m	dB		
1	2214.114	42.92	27.00	3.54	37.26	36.20	70.77	-34.57	VERTICAL	Average
2	4944.993	36.65	34.15	5.27	36.69	39.38	70.77	-31.39	VERTICAL	Average
3	7413.855	34.94	36.28	6.74	36.96	41.00	70.77	-29.77	VERTICAL	Average
4	9923.991	37.37	38.95	7.67	36.80	47.19	70.77	-23.58	VERTICAL	Average
5	11140.310	31.29	40.38	8.32	36.67	43.32	70.77	-27.45	VERTICAL	Average
6	14788.150	29.58	41.56	10.54	35.81	45.87	70.77	-24.90	VERTICAL	Average
7	17286.170	22.27	42.72	12.16	36.04	41.11	70.77	-29.66	VERTICAL	Average

Test Mode: 00; Polarity: Vertical



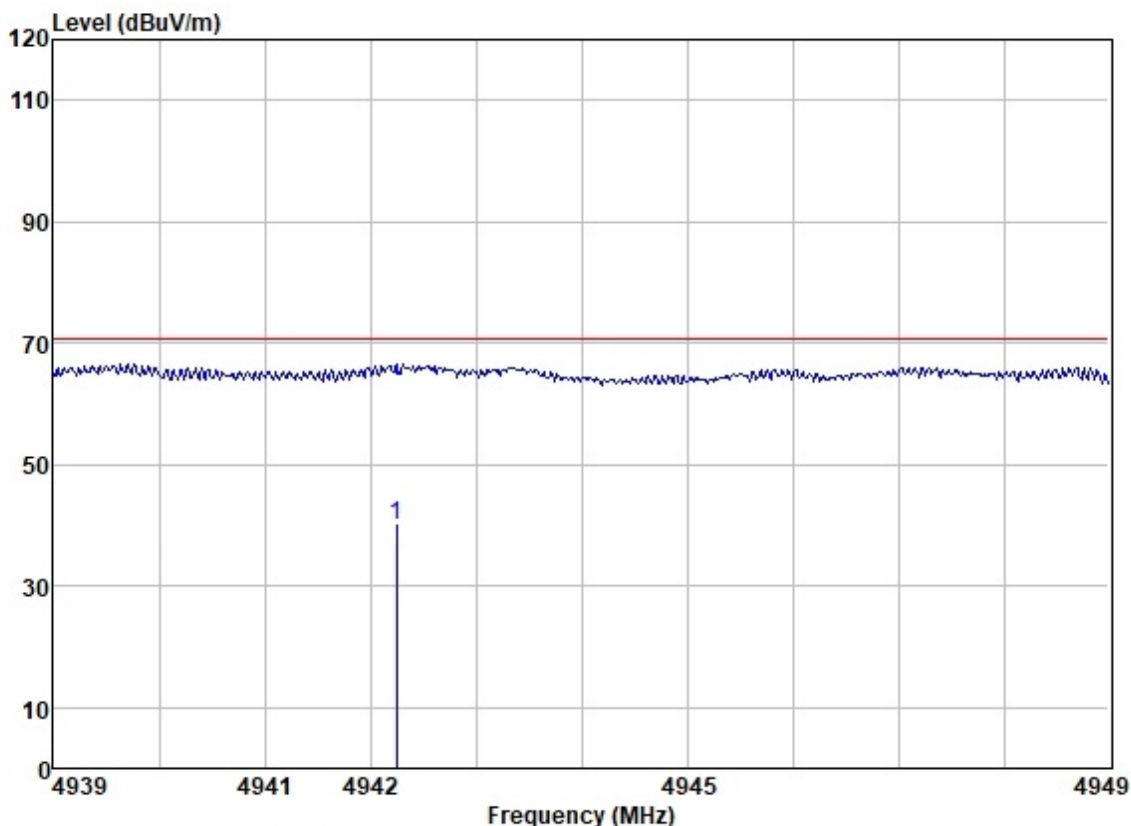
		ReadAntenna		Cable	Preamp		Limit	Over		
	Freq	Level	Factor	Loss	Factor	Level	Line	Limit	Pol/Phase	Remark
	MHz	dBuV	dB/m	dB	dB	dBuV/m	dBuV/m	dB		
1	18364.340	40.19	36.76	3.09	39.17	40.87	70.77	-29.90	VERTICAL	Average
2	19241.280	37.66	37.00	3.16	39.50	38.32	70.77	-32.45	VERTICAL	Average
3	20888.190	40.57	37.64	3.21	38.85	42.57	70.77	-28.20	VERTICAL	Average
4	22160.580	41.25	37.67	3.35	39.74	42.53	70.77	-28.24	VERTICAL	Average
5	23211.180	39.00	38.54	3.35	38.13	42.76	70.77	-28.01	VERTICAL	Average
6	23673.210	36.22	38.63	3.42	37.89	40.38	70.77	-30.39	VERTICAL	Average



Unless otherwise agreed in writing, this document is issued by the Company subject to its General Conditions of Service printed overleaf, available on request or accessible at <https://www.sgs.com/en/Terms-and-Conditions>. Attention is drawn to the limitation of liability, indemnification and jurisdiction issues defined therein. Any holder of this document is advised that information contained hereon reflects the Company's findings at the time of its intervention only and within the limits of Client's instructions, if any. The Company's sole responsibility is to its Client and this document does not exonerate parties to a transaction from exercising all their rights and obligations under the transaction documents. This document cannot be reproduced except in full, without prior written approval of the Company. Any unauthorized alteration, forgery or falsification of the content or appearance of this document is unlawful and offenders may be prosecuted to the fullest extent of the law. Unless otherwise stated the results shown in this test report refer only to the sample(s) tested and such sample(s) are retained for 30 days only.

Attention: To check the authenticity of testing /inspection report & certificate, please contact us at telephone: (86-755) 8307 1443, or email: CN.Doccheck@sgs.com

Test Mode: 00; Polarity: Vertical



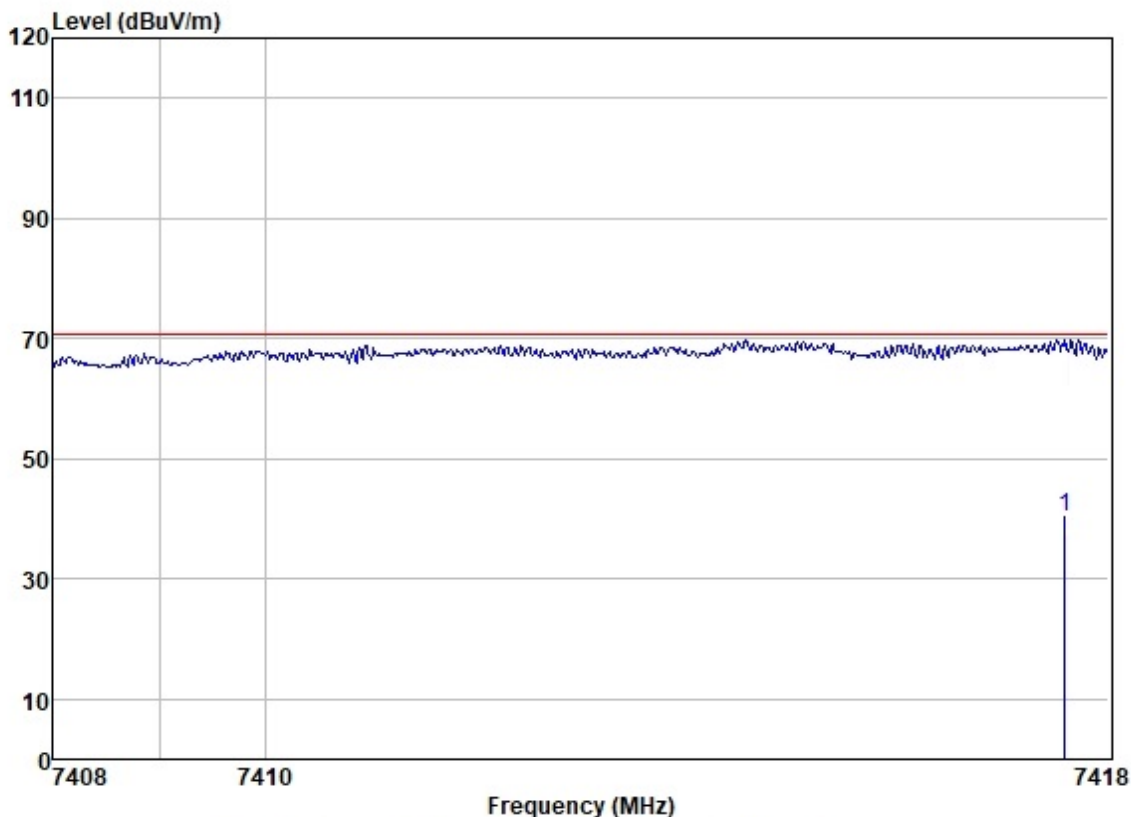
	Freq	ReadAntenna	Cable	Preamp		Limit	Over		
	MHz	Level	Factor	Loss	Factor	Line	Limit	Pol/Phase	Remark
	MHz	dBuV	dB/m	dB	dB	dBuV/m	dBuV/m	dB	
1	4942.248	37.25	34.15	5.27	36.69	39.98	70.77	-30.79	VERTICAL Average



Unless otherwise agreed in writing, this document is issued by the Company subject to its General Conditions of Service printed overleaf, available on request or accessible at <https://www.sgs.com/en/Terms-and-Conditions>. Attention is drawn to the limitation of liability, indemnification and jurisdiction issues defined therein. Any holder of this document is advised that information contained hereon reflects the Company's findings at the time of its intervention only and within the limits of Client's instructions, if any. The Company's sole responsibility is to its Client and this document does not exonerate parties to a transaction from exercising all their rights and obligations under the transaction documents. This document cannot be reproduced except in full, without prior written approval of the Company. Any unauthorized alteration, forgery or falsification of the content or appearance of this document is unlawful and offenders may be prosecuted to the fullest extent of the law. Unless otherwise stated the results shown in this test report refer only to the sample(s) tested and such sample(s) are retained for 30 days only.

Attention: To check the authenticity of testing /inspection report & certificate, please contact us at telephone: (86-755) 8307 1443, or email: CN.Doccheck@sgs.com

Test Mode: 00; Polarity: Vertical



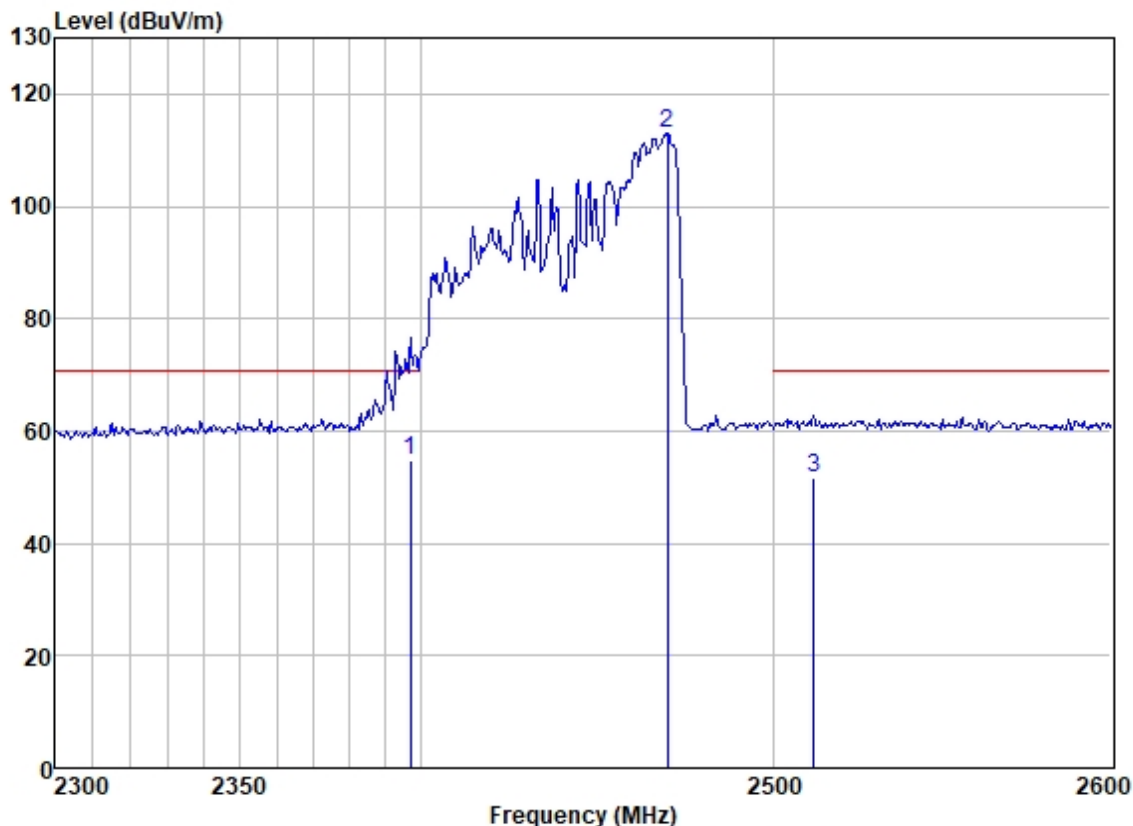
	Freq	ReadAntenna Level	Cable Factor	Preamp Loss	Limit Level	Limit Line	Over Limit	Pol/Phase	Remark
	MHz	dBuV	dB/m	dB	dB	dBuV/m	dBuV/m	dB	
1	7417.580	34.38	36.28	6.74	36.96	40.44	70.77	-30.33	VERTICAL Average



Unless otherwise agreed in writing, this document is issued by the Company subject to its General Conditions of Service printed overleaf, available on request or accessible at <https://www.sgs.com/en/Terms-and-Conditions>. Attention is drawn to the limitation of liability, indemnification and jurisdiction issues defined therein. Any holder of this document is advised that information contained hereon reflects the Company's findings at the time of its intervention only and within the limits of Client's instructions, if any. The Company's sole responsibility is to its Client and this document does not exonerate parties to a transaction from exercising all their rights and obligations under the transaction documents. This document cannot be reproduced except in full, without prior written approval of the Company. Any unauthorized alteration, forgery or falsification of the content or appearance of this document is unlawful and offenders may be prosecuted to the fullest extent of the law. Unless otherwise stated the results shown in this test report refer only to the sample(s) tested and such sample(s) are retained for 30 days only.

Attention: To check the authenticity of testing /inspection report & certificate, please contact us at telephone: (86-755) 8307 1443, or email: CN.Doccheck@sgs.com

Test Mode: 00; Polarity: Vertical



	Freq	ReadAntenna	Cable	Preamp		Limit	Over			
	MHz	Level	Factor	Loss	Factor	Level	Line	Limit	Pol/Phase	Remark
	MHz	dBuV	dB/m	dB	dB	dBuV/m	dBuV/m	dB		
1	2396.726	23.52	27.45	3.77	0.00	54.74	70.77	-16.03	VERTICAL	Average
2	2469.507	81.48	27.75	3.82	0.00	113.05	-----	-----	VERTICAL	peak
3	2511.644	19.99	27.89	3.84	0.00	51.72	70.77	-19.05	VERTICAL	Average



Unless otherwise agreed in writing, this document is issued by the Company subject to its General Conditions of Service printed overleaf, available on request or accessible at <https://www.sgs.com/en/Terms-and-Conditions>. Attention is drawn to the limitation of liability, indemnification and jurisdiction issues defined therein. Any holder of this document is advised that information contained hereon reflects the Company's findings at the time of its intervention only and within the limits of Client's instructions, if any. The Company's sole responsibility is to its Client and this document does not exonerate parties to a transaction from exercising all their rights and obligations under the transaction documents. This document cannot be reproduced except in full, without prior written approval of the Company. Any unauthorized alteration, forgery or falsification of the content or appearance of this document is unlawful and offenders may be prosecuted to the fullest extent of the law. Unless otherwise stated the results shown in this test report refer only to the sample(s) tested and such sample(s) are retained for 30 days only.

Attention: To check the authenticity of testing /inspection report & certificate, please contact us at telephone: (86-755) 8307 1443, or email: CN.Doccheck@sgs.com

6.5 Output Power Measurement

Test Requirement: 47 CFR Part 18

Test Method: FCC OST/MP-5:1986

Limit:

Power output Measurement:

Formula:

$$P = \frac{4,187 \cdot m_w (T_2 - T_1) + 0,55 \cdot m_c (T_2 - T_0)}{t}$$

NOTE :

P is the microwave power output, in watts

m_w is the mass of the water, in grams

m_c is the mass of the container, in grams

T_0 is the ambient temperature, in degrees Celsius

T_1 is the initial temperature of the water, in degrees Celsius

T_2 is the final temperature of the water, in degrees Celsius

t is the heating time, in seconds, excluding the magnetron filament heating-up time.

Input Power Measurement:

The EUT was set up according to the MP-5 for input power measurement, the input power and current was measured using a power analyzer. Water load in a beaker was located in the center of the oven and the microwave oven was set to maximum power.

Base on the measured input power it was found that the microwave oven can operating as the user manual's specifications.

6.5.1 E.U.T. Operation

Operating Environment:

Temperature: 22.5 °C

Humidity: 52.4 % RH

Atmospheric Pressure: 1020 mbar

6.5.2 Test Mode Description

Pre-scan / Final test	Mode Code	Description
Final test	00	Test the EUT in microwave mode with maximum power.
Pre-scan	01	Test the EUT in microwave mode with middle power.
Pre-scan	02	Test the EUT in microwave mode with lowest power.



Unless otherwise agreed in writing, this document is issued by the Company subject to its General Conditions of Service printed overleaf, available on request or accessible at <https://www.sgs.com/en/Terms-and-Conditions>. Attention is drawn to the limitation of liability, indemnification and jurisdiction issues defined therein. Any holder of this document is advised that information contained hereon reflects the Company's findings at the time of its intervention only and within the limits of Client's instructions, if any. The Company's sole responsibility is to its Client and this document does not exonerate parties to a transaction from exercising all their rights and obligations under the transaction documents. This document cannot be reproduced except in full, without prior written approval of the Company. Any unauthorized alteration, forgery or falsification of the content or appearance of this document is unlawful and offenders may be prosecuted to the fullest extent of the law. Unless otherwise stated the results shown in this test report refer only to the sample(s) tested and such sample(s) are retained for 30 days only.

Attention: To check the authenticity of testing /inspection report & certificate, please contact us at telephone: (86-755) 8307 1443, or email: CN.Doccheck@sgs.com

6.5.3 Measurement Procedure and Data

Output Power Data

Mass of water (g)	Mass of the container (g)	Ambient temperature (°C)	Initial temperature (°C)	Final temperature (°C)	Heating time (s)	Power output (W)
1004	415	19.9	10.2	20.4	45	955.4

Input Power Data

Input Voltage (V)	Input Current (A)	Power Factor	Measured input power (W)	Rated input power (W)
120.03	12.98	0.942	1469	1500



Unless otherwise agreed in writing, this document is issued by the Company subject to its General Conditions of Service printed overleaf, available on request or accessible at <https://www.sgs.com/en/Terms-and-Conditions>. Attention is drawn to the limitation of liability, indemnification and jurisdiction issues defined therein. Any holder of this document is advised that information contained hereon reflects the Company's findings at the time of its intervention only and within the limits of Client's instructions, if any. The Company's sole responsibility is to its Client and this document does not exonerate parties to a transaction from exercising all their rights and obligations under the transaction documents. This document cannot be reproduced except in full, without prior written approval of the Company. Any unauthorized alteration, forgery or falsification of the content or appearance of this document is unlawful and offenders may be prosecuted to the fullest extent of the law. Unless otherwise stated the results shown in this test report refer only to the sample(s) tested and such sample(s) are retained for 30 days only.

Attention: To check the authenticity of testing /inspection report & certificate, please contact us at telephone: (86-755) 8307 1443, or email: CN.Doccheck@sgs.com

6.6 Operating Frequency Measurement

Test Requirement: 47 CFR Part 18
 Test Method: FCC OST/MP-5:1986
 Measurement Distance: 3 m
 Limit:
 Frequency Range: 2400-2500 MHz
 Detector: Average for the final result for outside ISM band(2450MHz±50MHz)
 Outside band limit: (a) ISM equipment operation on a frequency specified in §18.301 is permitted unlimited radiated energy in the band specified for that frequency.

(b) The field strength levels of emissions which lie outside the bands specified in §18.301, unless otherwise indicated, shall not exceed the following:

RF Power generated by equipment(watts)	Field strength Limit(uV/m) @300m
Below 500	25
500 or more	25*SQRT(power/500)

Power =955.4 W according to clause 6.1.2

Limit=20lg(25*SQRT(power/500))+20lg(300/3)=70.77dBuV/m @ 3m distance.

ISM band: ISM equipment may be operated on any frequency above 9 kHz.
 And the frequency band 2400-2500MHz is allocated for use by ISM equipment.

(§18.301)

ISM frequency	Tolerance
6.78MHz	±15.0kHz
13.56MHz	±7.0kHz
27.12MHz	±163.0kHz
40.68MHz	±20.0kHz
915MHz	±13.0MHz
2450MHz	±50.0MHz
5800MHz	±75.0MHz
24125MHz	±125.0MHz
61.25GHz	±250.0MHz
122.5GHz	±500.0MHz
245.00GHz	±1.0GHz



Unless otherwise agreed in writing, this document is issued by the Company subject to its General Conditions of Service printed overleaf, available on request or accessible at <https://www.sgs.com/en/Terms-and-Conditions>. Attention is drawn to the limitation of liability, indemnification and jurisdiction issues defined therein. Any holder of this document is advised that information contained hereon reflects the Company's findings at the time of its intervention only and within the limits of Client's instructions, if any. The Company's sole responsibility is to its Client and this document does not exonerate parties to a transaction from exercising all their rights and obligations under the transaction documents. This document cannot be reproduced except in full, without prior written approval of the Company. Any unauthorized alteration, forgery or falsification of the content or appearance of this document is unlawful and offenders may be prosecuted to the fullest extent of the law. Unless otherwise stated the results shown in this test report refer only to the sample(s) tested and such sample(s) are retained for 30 days only.
 Attention: To check the authenticity of testing /inspection report & certificate, please contact us at telephone: (86-755) 8307 1443, or email: CN.Doccheck@sgs.com

6.6.1 E.U.T. Operation

Operating Environment:

Temperature: 25.4 °C Humidity: 65.4 % RH Atmospheric Pressure: 1020 mbar

6.6.2 Test Mode Description

Pre-scan / Final test	Mode Code	Description
Final test	00	Test the EUT in microwave mode with maximum power.
Pre-scan	01	Test the EUT in microwave mode with middle power.
Pre-scan	02	Test the EUT in microwave mode with lowest power.

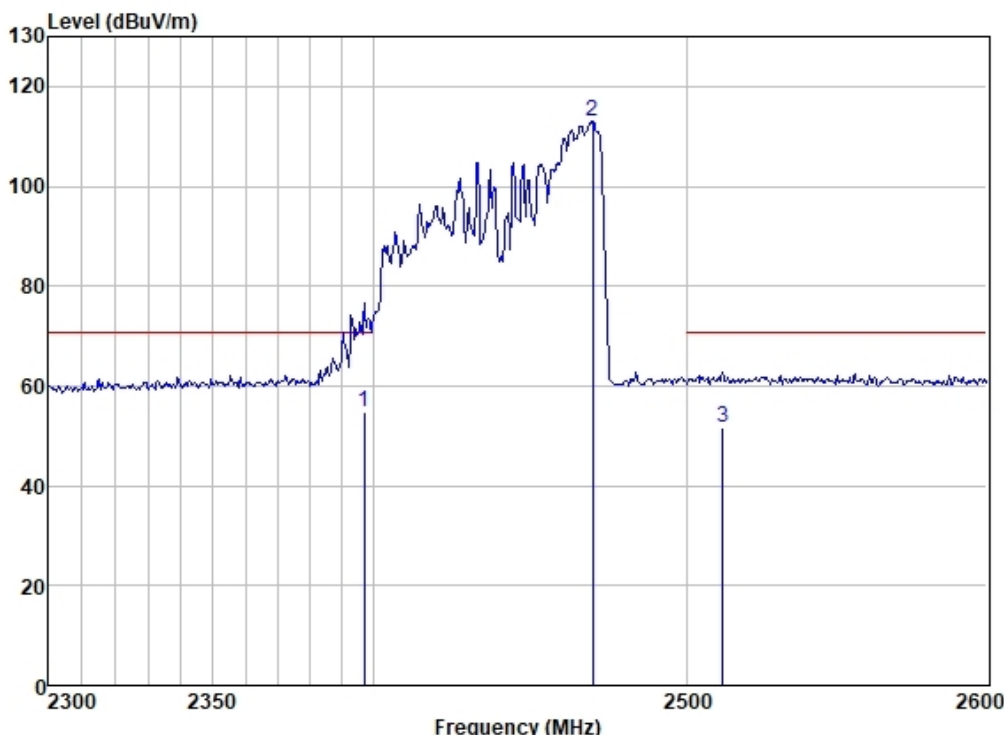


Unless otherwise agreed in writing, this document is issued by the Company subject to its General Conditions of Service printed overleaf, available on request or accessible at <https://www.sgs.com/en/Terms-and-Conditions>. Attention is drawn to the limitation of liability, indemnification and jurisdiction issues defined therein. Any holder of this document is advised that information contained hereon reflects the Company's findings at the time of its Intervention only and within the limits of Client's instructions, if any. The Company's sole responsibility is to its Client and this document does not exonerate parties to a transaction from exercising all their rights and obligations under the transaction documents. This document cannot be reproduced except in full, without prior written approval of the Company. Any unauthorized alteration, forgery or falsification of the content or appearance of this document is unlawful and offenders may be prosecuted to the fullest extent of the law. Unless otherwise stated the results shown in this test report refer only to the sample(s) tested and such sample(s) are retained for 30 days only.

Attention: To check the authenticity of testing /inspection report & certificate, please contact us at telephone: (86-755) 8307 1443, or email: CN.Doccheck@sgs.com

6.6.3 Measurement Procedure and Data

Test Mode: 00; Polarity: Vertical



	Freq	ReadAntenna	Cable	Preamp		Limit	Over		
	Level	Factor	Loss	Factor	Level	Line	Limit	Pol/Phase	Remark
	MHz	dBuV	dB/m	dB	dB	dBuV/m	dBuV/m	dB	
1	2396.726	23.52	27.45	3.77	0.00	54.74	70.77	-16.03	VERTICAL Average
2	2469.507	81.48	27.75	3.82	0.00	113.05	-----	-----	VERTICAL peak
3	2511.644	19.99	27.89	3.84	0.00	51.72	70.77	-19.05	VERTICAL Average

The variation of frequency with time

The operating frequency was measured using a spectrum analyzer, the supply voltage was setting at the rated AC voltage, measured was start with EUT at room temperature, the operating frequency was monitored until the water load was reduced to 20 percent of the original quantity.

Test record was found the worst situation is when the water load is reduced to 20 percent of the original quantity.

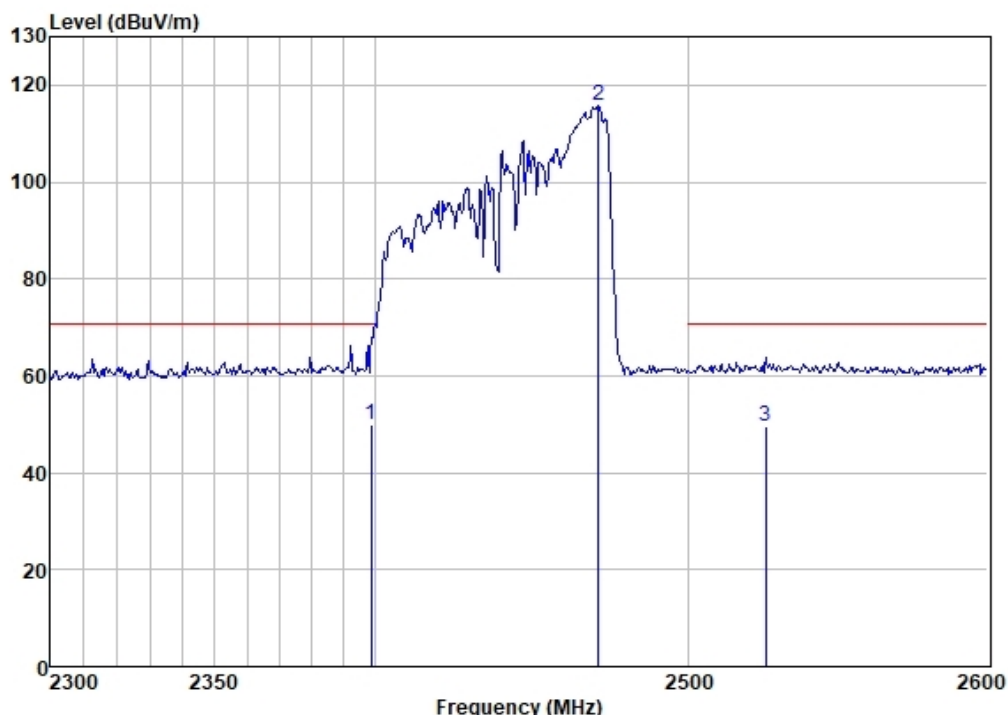
ISM frequency(MHz)	Tolerance(MHz)	Measurement Data(MHz)
2450	±50	2469.507



Unless otherwise agreed in writing, this document is issued by the Company subject to its General Conditions of Service printed overleaf, available on request or accessible at <https://www.sgs.com/en/Terms-and-Conditions>. Attention is drawn to the limitation of liability, indemnification and jurisdiction issues defined therein. Any holder of this document is advised that information contained hereon reflects the Company's findings at the time of its intervention only and within the limits of Client's instructions, if any. The Company's sole responsibility is to its Client and this document does not exonerate parties to a transaction from exercising all their rights and obligations under the transaction documents. This document cannot be reproduced except in full, without prior written approval of the Company. Any unauthorized alteration, forgery or falsification of the content or appearance of this document is unlawful and offenders may be prosecuted to the fullest extent of the law. Unless otherwise stated the results shown in this test report refer only to the sample(s) tested and such sample(s) are retained for 30 days only.

Attention: To check the authenticity of testing /inspection report & certificate, please contact us at telephone: (86-755) 8307 1443, or email: CN.Doccheck@sgs.com

Test Mode: 00; Polarity: Horizontal



	Freq	ReadAntenna	Cable	Preamp	Level	Limit	Over	Pol/Phase	Remark
	MHz	dBuV	Factor	Loss	Factor	dBuV/m	dBuV/m	dB	
1	2398.490	18.65	27.46	3.78	0.00	49.89	70.77	-20.88	HORIZONTAL Average
2	2470.718	84.09	27.75	3.82	0.00	115.66	-----	-----	HORIZONTAL peak
3	2525.540	17.85	27.94	3.85	0.00	49.64	70.77	-21.13	HORIZONTAL Average

The variation of frequency with line voltage.

The operating frequency was measured using a spectrum analyzer, the supply voltage was setting at the rated AC voltage, measured was start with EUT at room temperature. The EUT was started to warm by at least 10 minutes, the operating frequency was monitored as the rated voltage was varied from 80% to 125%.

Test record was found the worst situation is when the line voltage is 125% of rated AC voltage.

ISM frequency(MHz)	Tolerance(MHz)	Measurement Data(MHz)
2450	±50	2470.718



Unless otherwise agreed in writing, this document is issued by the Company subject to its General Conditions of Service printed overleaf, available on request or accessible at <https://www.sgs.com/en/Terms-and-Conditions>. Attention is drawn to the limitation of liability, indemnification and jurisdiction issues defined therein. Any holder of this document is advised that information contained hereon reflects the Company's findings at the time of its intervention only and within the limits of Client's instructions, if any. The Company's sole responsibility is to its Client and this document does not exonerate parties to a transaction from exercising all their rights and obligations under the transaction documents. This document cannot be reproduced except in full, without prior written approval of the Company. Any unauthorized alteration, forgery or falsification of the content or appearance of this document is unlawful and offenders may be prosecuted to the fullest extent of the law. Unless otherwise stated the results shown in this test report refer only to the sample(s) tested and such sample(s) are retained for 30 days only.

Attention: To check the authenticity of testing /inspection report & certificate, please contact us at telephone: (86-755) 8307 1443, or email: CN.Doccheck@sgs.com

6.7 Radiation Hazard Test

Test Requirement: 47 CFR Part 18
Test Method: FCC OST/MP-5:1986

6.7.1 E.U.T. Operation

Operating Environment:
Temperature: 25.7 °C Humidity: 50.6 % RH Atmospheric Pressure: 1020 mbar

6.7.2 Test Mode Description

Pre-scan / Final test	Mode Code	Description
Final test	00	Test the EUT in microwave mode with maximum power.
Pre-scan	01	Test the EUT in microwave mode with middle power.
Pre-scan	02	Test the EUT in microwave mode with lowest power.

6.7.3 Measurement Procedure and Data

Maximum measure level (mW/cm ²)	Limit (mW/cm ²)	Test Result
0.025	1	pass



Unless otherwise agreed in writing, this document is issued by the Company subject to its General Conditions of Service printed overleaf, available on request or accessible at <https://www.sgs.com/en/Terms-and-Conditions>. Attention is drawn to the limitation of liability, indemnification and jurisdiction issues defined therein. Any holder of this document is advised that information contained hereon reflects the Company's findings at the time of its intervention only and within the limits of Client's instructions, if any. The Company's sole responsibility is to its Client and this document does not exonerate parties to a transaction from exercising all their rights and obligations under the transaction documents. This document cannot be reproduced except in full, without prior written approval of the Company. Any unauthorized alteration, forgery or falsification of the content or appearance of this document is unlawful and offenders may be prosecuted to the fullest extent of the law. Unless otherwise stated the results shown in this test report refer only to the sample(s) tested and such sample(s) are retained for 30 days only.

Attention: To check the authenticity of testing /inspection report & certificate, please contact us at telephone: (86-755) 8307 1443, or email: CN.Doccheck@sgs.com

7 Test Setup Photo

Refer to Appendix - Test Setup Photo for GZEM240400211702



Unless otherwise agreed in writing, this document is issued by the Company subject to its General Conditions of Service printed overleaf, available on request or accessible at <https://www.sgs.com/en/Terms-and-Conditions>. Attention is drawn to the limitation of liability, indemnification and jurisdiction issues defined therein. Any holder of this document is advised that information contained hereon reflects the Company's findings at the time of its Intervention only and within the limits of Client's instructions, if any. The Company's sole responsibility is to its Client and this document does not exonerate parties to a transaction from exercising all their rights and obligations under the transaction documents. This document cannot be reproduced except in full, without prior written approval of the Company. Any unauthorized alteration, forgery or falsification of the content or appearance of this document is unlawful and offenders may be prosecuted to the fullest extent of the law. Unless otherwise stated the results shown in this test report refer only to the sample(s) tested and such sample(s) are retained for 30 days only.

Attention: To check the authenticity of testing /inspection report & certificate, please contact us at telephone: (86-755) 8307 1443, or email: CN.Doccheck@sgs.com

8 EUT Constructional Details (EUT Photos)

Refer to Appendix - External and Internal Photos for GZEM2404002117HS

- End of the Report -



Unless otherwise agreed in writing, this document is issued by the Company subject to its General Conditions of Service printed overleaf, available on request or accessible at <https://www.sgs.com/en/Terms-and-Conditions>. Attention is drawn to the limitation of liability, indemnification and jurisdiction issues defined therein. Any holder of this document is advised that information contained hereon reflects the Company's findings at the time of its Intervention only and within the limits of Client's instructions, if any. The Company's sole responsibility is to its Client and this document does not exonerate parties to a transaction from exercising all their rights and obligations under the transaction documents. This document cannot be reproduced except in full, without prior written approval of the Company. Any unauthorized alteration, forgery or falsification of the content or appearance of this document is unlawful and offenders may be prosecuted to the fullest extent of the law. Unless otherwise stated the results shown in this test report refer only to the sample(s) tested and such sample(s) are retained for 30 days only.

Attention: To check the authenticity of testing /inspection report & certificate, please contact us at telephone: (86-755) 8307 1443, or email: CN.Doccheck@sgs.com