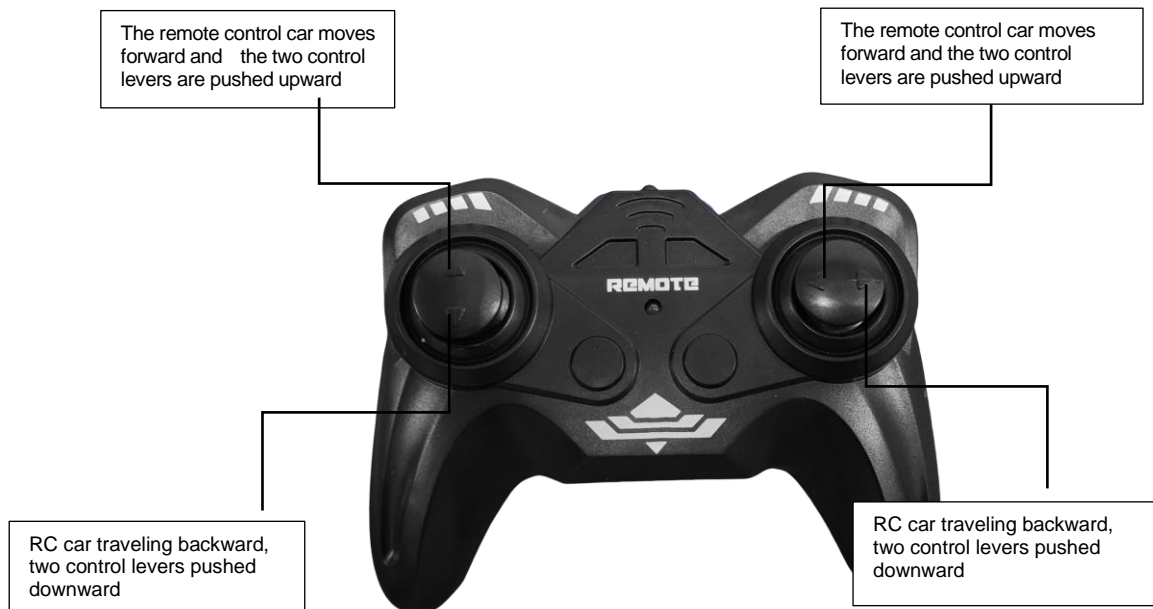


2.4G Remote Control Off-Road Car User Manual

1、 Know your remote control



2、 Installing batteries and pairing the Controller

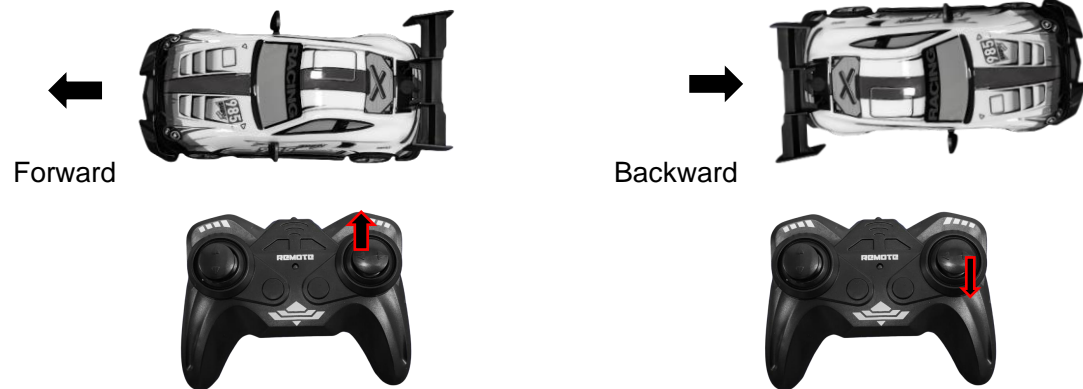


Pairing Instructions:

Turn on the remote control. At this time, the light will flash. Turn on the RC car. The remote light will stay on, indicating that the pairing is complete.

The remote uses 2x1.5V "AA" batteries (batteries not included)

3、Driving with the remote control




1. Forward Push the left and right control levers upward, the RC car moves forward

2. Backward Push the left and right control levers downward, the RC car Backward

Battery Storage

1. Do not fully charge the battery before keeping it for a long time, otherwise it would result in the passivation, which speeds up the process of self- discharge.
2. Place the battery in dry indoor space with appropriate temperature between 10°C-30°C.
3. Conduct a charge cycle every other 3 months to keep it active and perform well.

①



②



③



*Please read the manual carefully before operation and keep it for future reference.

FCC Warning:

This equipment has been tested and found to comply with the limits for a Class B digital device, pursuant to part 15 of the FCC Rules. These limits are designed to provide reasonable protection against harmful interference in a residential installation. This equipment generates, uses and can radiate radio frequency energy and, if not installed and used in accordance with the instructions, may cause harmful interference to radio communications. However, there is no guarantee that interference will not occur in a particular installation. If this equipment does cause harmful interference to radio or television reception, which can be determined by turning the equipment off and on, the user is encouraged to try to correct the interference by one or more of the following measures:

- Reorient or relocate the receiving antenna.
- Increase the separation between the equipment and receiver.
- Connect the equipment into an outlet on a circuit different from that to which the receiver is connected.
- Consult the dealer or an experienced radio/TV technician for help.

Caution: Any changes or modifications to this device not explicitly approved by manufacturer could void your authority to operate this equipment.

This device complies with part 15 of the FCC Rules. Operation is subject to the following two conditions:

(1) This device may not cause harmful interference, and (2) this device must accept any interference received, including interference that may cause undesired operation.

This equipment complies with FCC radiation exposure limits set forth for an uncontrolled environment. This equipment should be installed and operated with minimum distance 0cm between the radiator and your body.