



2net.com

For more information and helpful troubleshooting tips, see the user manual provided with your Hub.



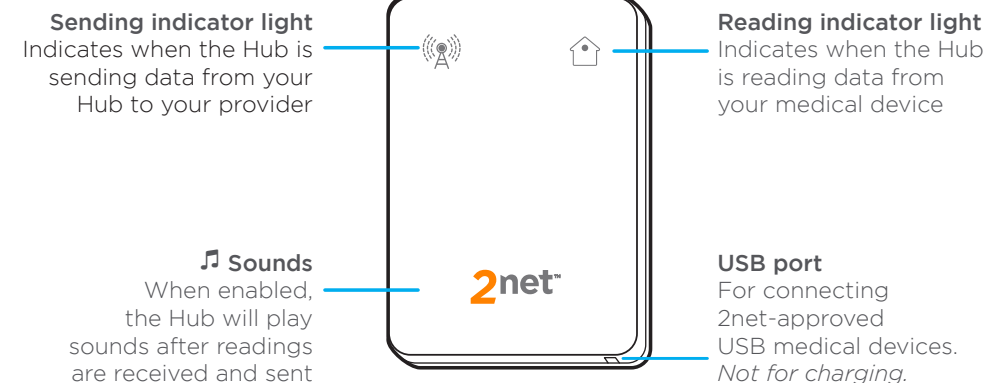
80-KA625-2 Rev. A

© 2020 Philips North America. All rights reserved.  
2net is a product of Philips North America. 2net is a trademark or a registered trademark of Philips North America, in the United States, Canada, the European Union and other countries. Other product and brand names may be trademarks or registered trademarks of their respective owners.  
This technical data may be subject to U.S. and international export, re-export or transfer ("export") laws. Diversion contrary to U.S. and international law is strictly prohibited.

**MAY CONTAIN U.S. AND INTERNATIONAL EXPORT CONTROLLED INFORMATION**

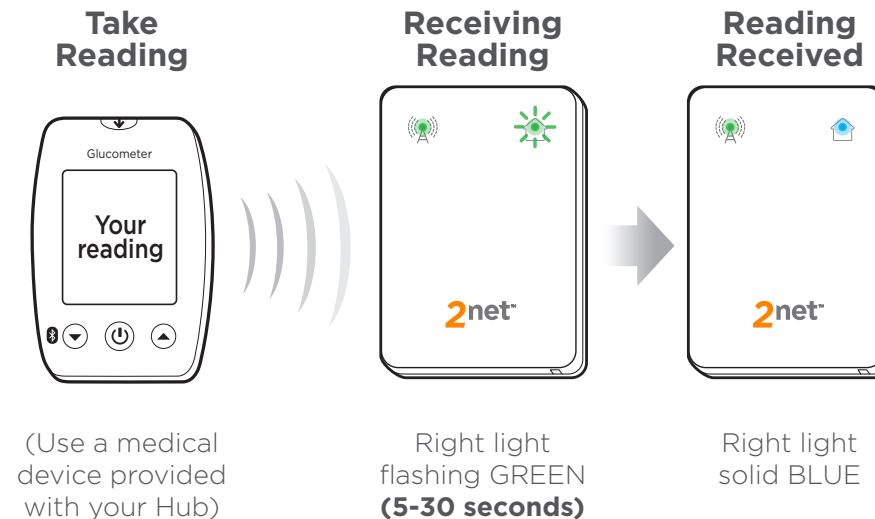
## Getting to know your 2net Hub

The 2net™ Hub securely captures medical device data in near-real time and wirelessly transmits it to cloud-based remote care applications that are offered by a range of health care providers or medical device manufacturers.



### STEP 2

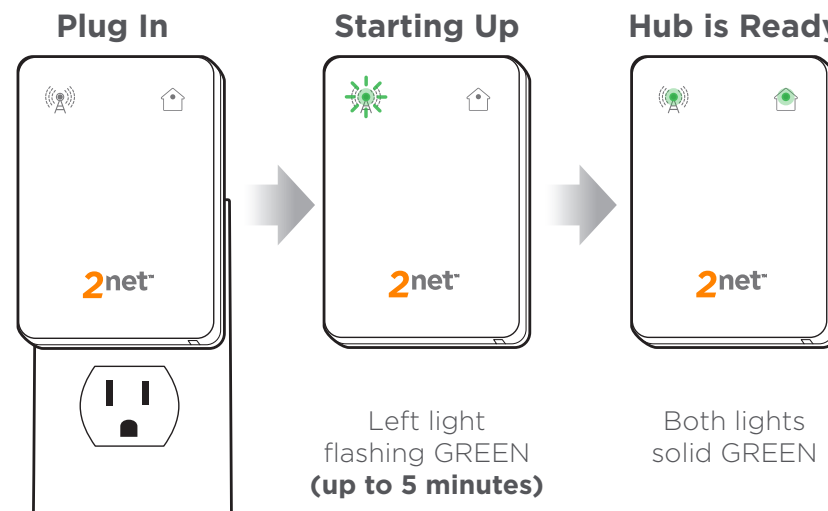
Use a medical device provided with your Hub to take a reading.



### STEP 1

Plug in your Hub to begin the startup process. Startup is automatic, but **may take up to 5 minutes** to complete.

**i** To ensure the best reception, plug in the Hub in an upright position.



### STEP 3

Your Hub will automatically upload your reading to the provider who supplied your Hub.

