

封底



www.1more.com

制造商：万魔声学科技有限公司
地址：深圳市南山区桃源街道田寮工业 A 区田寮大厦 1403
服务热线：400-992-0909
Made in China
Manufacturer: TiniLab Acoustic Technology Limited
Add: Tianlao Building 1403, Zone A Tianlao Industrial Park,
Taoyuan Str., Nanshan Dist., Shenzhen, P.R. China
Made in China

CMIT ID:XXXXXXXXXX
IC ID: 24662-EFS3001B
FCC ID: 2ASDIEFS3001B



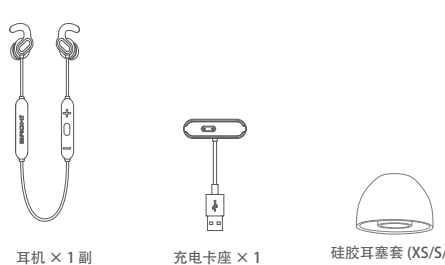
R-R-IAE-EFS3001B

EFS3001B

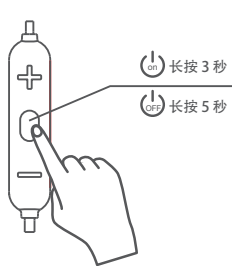
1MORE iBFree Lace 运动蓝牙耳机 用户指南
1MORE iBFree Lace Bluetooth In-Ear Headphones User Guide

封面

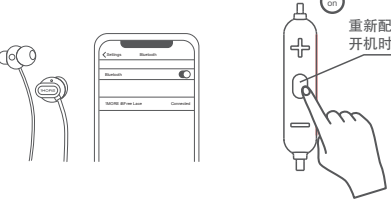
简中



耳机 × 1 副 充电卡座 × 1 硅胶耳塞套 (XS/S/L)

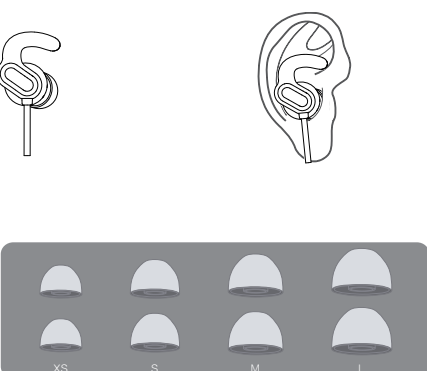


长按 3 秒
长按 5 秒

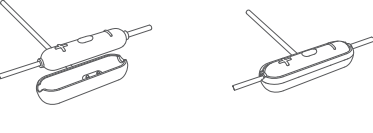


首次配对，红、蓝灯交替闪烁，
选择设备名，进行蓝牙连接。

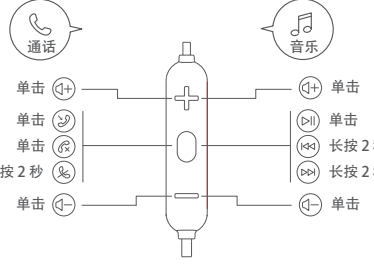
重新配对：
开机时，长按 3 秒



XS S M L



充电时红灯长亮，充电完成红灯熄灭。



通话 音乐

单击 (+) 单击 (-)

单击 (M) 单击 (M)

长按 2 秒 (M) 长按 2 秒 (M)

单击 (-) 单击 (+)

*以上功能定义因设备不同可能略有差异。


型号：EFS3001B
产品重量：18 克
充电时间：60 分钟
通话时间：8 小时
音乐播放：10 小时*
喇叭阻抗：32 Ω
通讯距离：10 米
输入：5V=1A

蓝牙规范：Bluetooth® 5.0
蓝牙协议：HFP / A2DP / AVRCP
工作温度：0℃ ~ 45℃
频率波段：2.400 GHz ~ 2.4835 GHz

规格参数为实验室测试数据。
*播放时长为 AAC 格式、50% 音量条件下的实验室测算数据，依设备设置、
环境、使用情况等诸多其他因素可能有所差异。

制造商：万魔声学科技有限公司
地址：深圳市南山区桃源街道田寮工业 A 区田寮大厦 1403
服务热线：400-992-0909
执行标准：GB3808
本产品的相关信息请查询销售网站：www.1more.com

Bluetooth® 文字商标和徽标为蓝牙技术联盟的注册商标。万魔声学科技有限
公司对此类商标的任何使用均已获得许可。其他商标和商品名称为其各自所
有者所有。
注意：内含锂电池，禁止拆解、撞击、挤压或投入火中。若出现鼓胀，请勿
使用。请勿置于高温环境中。



www.1more.com

1MORE iBFree Lace 运动蓝牙耳机产品售后服务严格依据《中华人民共和国消费者权益保护法》、《中华人民共和国产品质量法》实行售后三包服务，服务内容如下：在三包有效期内，您可以依照本规定免费享受退货、换货、维修的服务，退货、换货、维修应当凭发票办理。

1、7日无理由退货（电商购买渠道），由用户承担物流费用；

2、本产品出现《1MORE iBFree Lace 运动蓝牙耳机产品性能故障表》所列性能故障的情况，经检测确定后，可以免费享受如下服务。

服务类型	服务政策
退货	自签收次日起7天内产品质量原因退货
换货	自签收次日起15天内产品质量原因换货
维修	自签收次日起1年内产品质量原因维修

产品性能故障表	
名称	性能故障
1MORE iBFree Lace 运动蓝牙耳机	蓝牙耳机听不到声音
	通话过程中，对方听不到声音
	无法为蓝牙耳机充电
	按键功能失效

非保修条例

1、未经授权的维修、误用、碰撞、疏忽、滥用、进液、事故、改动、不正确的使用非本产品配件，或篡改、涂改标识、防伪标记；

2、已超过三包有效期；

3、因不可抗力造成的损坏；

4、不符合《产品性能故障表》所列性能故障的情况；

5、因人为原因导致本产品及其配件产生《产品性能故障表》所列性能故障。


更多服务可登陆1MORE官网 www.1more.com，点击“服务”项或
咨询服务热线：400-992-0909

产品中有害物质的名称及含量						
部件名称	铅 (Pb)	汞 (Hg)	镉 (Cd)	六价铬 (CrVI)	多溴联苯 (PBB)	多溴二苯醚 (PBDE)
耳机外壳	○	○	○	○	○	○
电路板及组件	×	○	○	○	○	○
电池	×	○	○	○	○	○
耳套	○	○	○	○	○	○
配件	○	○	○	○	○	○
充电线	×	○	○	○	○	○

本表格依据SJ/T 11364的规定编制。

○：表示该有害物质在该部件所有均质材料中的含量均在GB/T 26572规定的
限量要求以下。

×：表示该有害物质至少在该部件的某一均质材料中的含量超出GB/T 26572
规定的限量要求。



1、使用产品前请仔细阅读本使用说明书并请妥善保管；

2、首次使用，请先将本产品充满电；

3、如果产品长期（超过3个月）不使用，请对其充电；

4、必须选择正规厂家生产的经过第三方权威机构认证的充电器；

5、在干燥环境佩戴，静电可能会触到耳朵产生瞬间发麻的感觉，这与
产品质量性能无关。

1、请勿以任何理由拆除或维修改装耳机，否则可能会导致起火、电子击
穿甚至彻底损坏本产品；

2、请勿将设备置于温度过低或过高（0℃以下或45℃以上）的环境中；

3、请勿在雷暴天气下使用该设备，雷暴可能导致设备工作不正常，并增加触
电的危险；

4、请勿用油及其它挥发性液体擦拭本产品；

5、请勿连续长时间佩戴耳机（超过6小时），尤其不要长时间开最大音
量听耳机；

6、请勿在骑车或开车的状态下佩戴耳机，因为这
种行为在某些国家属于
违法行为。

7、6岁以下儿童请在成人监护下使用耳机。

8、如佩戴耳机后感到耳朵不适，建议咨询耳科医生是否适合佩戴入耳式
耳机。

*禁止拆解、撞击、挤压或投入火种。若出现严重肿胀，请勿继续使用。
请勿置于高温环节中，电池浸水后禁止使用！

1、耳机无法开机？
请确认耳机有电，若耳机没有电，请充电30分钟以上再开机。

2、耳机和手机蓝牙连接不成功，连接时间长？

1) 请确认耳机进入搜索状态（红蓝灯交替闪烁）；

2) 连接前请确认耳机或手机没有连接到其它设备；

3) 排除以上问题，仍无法连接，建议同时点击“音量+”与
“音量-”按键 5 秒，清除耳机的已连接的设备清单；或重启
手机，进行重新配对连接。

3、在使用安卓系统手机连接耳机成功后，无法听到音乐？
在耳机与手机连接成功后，点击所连接设备名称右边的图标，进入
后确保“媒体音频”选项已被开启。

4、在使用安卓系统手机连接耳机成功后，无法通话？
在耳机与手机连接成功后，点击所连接设备名称右边的图标，进入
后确保“手机音频”选项已被开启。

5、蓝牙连接不稳定，出现断续情况？

1) 请尽量缩短设备与耳机之间的距离，避开实体障碍物；

2) 请远离强干扰源环境（WiFi/GPRS 等）；

3) 请确保手机天线不被遮挡。

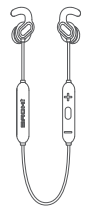
6、使用第三方音乐播放软件时，部分按键功能和说明书定义不一致？

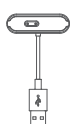
1) 手机软件与第三方软件因定义不同而导致耳机按键功能有差异；


2) 建议使用品牌手机系统自带音乐播放器。


7、调节耳机音量加按键到最大后，声音仍偏小？
在不 同的手机操作系统内（如安卓），耳机音量加减功能与手机音
量加减功能独立操作状态，请根据您的具体需求，分别调节手机
及耳机的音量。


备注：更多更细节的产品实际使用问题解析，请登录1MORE官方网站“技术支持”

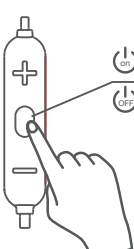








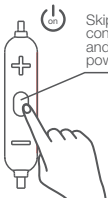
















Skip the paired device and connect to a new one: press and hold for 3 seconds when powered on.


For the first pair, the red and blue lights will flash alternately, click the device name to pair.












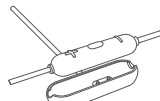


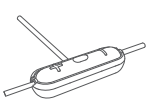
XS

S


M


L







The LED glows red when charging. The LED goes off when charging is complete.









Press once







Press once




Press once




Press and hold for 2 seconds




Press and hold for 5 seconds




Press once




Press once



Press and hold for 2 seconds



Press and hold for 2 seconds



Press once

The above functions may be vary in different devices.

Security Pairing: If the pairing phone has Bluetooth prior to 3.0, please use the default security code "0000".
Unpairing: Press and hold Vol+ and Vol- for 5 seconds. The headphones will switch to automatic discovery mode.
Battery/Volume Display: Currently supports iOS only; may not support other operating systems.
Multi-Device Connection: When there are two phones connected to the headphones, only one of the phones will be supported.
If Out of Wireless Connection Range: The headphones will try to reconnect for 5 minutes. Then they will turn off automatically if not connected to any device.

1MORE warrants to the original retail purchaser that this product is to be free from defective materials and workmanship for a period of one year from the date of purchase if it is properly used and maintained. If this product proves defective in either material or workmanship, 1MORE, at its option, will (a) repair the product with new or refurbished parts, or (b) replace the product with an equivalent new or refurbished product, at no charge for parts or labor. If the product model is no longer available and cannot be repaired effectively or replaced with an identical model, 1MORE at its sole option may replace the unit with a current model of equal or greater value. In some cases, modification to the mounting surface may be required where a new model is substituted. 1MORE assumes no responsibility or liability for such modification. TO OBTAIN A REPAIR OR REPLACEMENT UNDER THE TERMS OF THIS WARRANTY, PLEASE RETURN TO THE ORIGINAL DEALER FIRST AND THE ORIGINAL DEALER SHALL REPAIR THE PRODUCT WITH NEW OR REFURBISHED PARTS OR REPLACE THE PRODUCT WITH AN EQUIVALENT NEW OR REFURBISHED PRODUCT. You will be required to submit a proof of purchasing details, including but not limited to a receipt or sales invoice.
Return shipping for exchanges/repairs is the sole responsibility of the original retail purchaser.

Limitations:

- This limited warranty does not cover the failure of the product resulting from improper installation, misuse, abuse, accident, neglect, mishandling, or wear from ordinary use or environmental deterioration.
- This limited warranty does not cover cosmetic damage, including paint damage, or consequential damage to other components or premises which may result for any reason from the failure of the product.
- This limited warranty is null and void for products not purchased from an AUTHORIZED dealer.
- This limited warranty is null and void for products with altered or missing serial numbers and for products not purchased from an AUTHORIZED dealer.
- This limited warranty terminates if you sell or otherwise transfer this product to another party.

We know you will enjoy new 1MORE headphones as much as we do. At 1MORE, we value your satisfaction. If you would like more details on this product or any of our other products, please visit us online by scanning the QR code. Go to www.1more.com and sign up for VIP, and 1MORE will treat you like one.

1. Please read this instruction manual carefully and retain for future reference.

2. Please fully charge the battery before first use.

3. If the headphones have been unused for more than 3 months, we recommend that you charge them. This will improve battery capacity.

4. Only use charging cables and adapters that are FCC (Federal Communications Commission) approved.

5. In dry environments, static electricity may numb your ear. This is not related to the quality of the product.

1. Never disassemble the headphones. There are no user-serviceable parts inside.

2. Do not expose the headphones to temperatures below 32 °F (0 °C) or to temperatures above 113 °F (45 °C).

3. Do not use the headphones in a thunderstorm storm. This could prevent the headphones from working properly, and also increase your chance of being electrically shocked.

4. Do not use oil or any volatile liquid to clean this product.

5. Do not listen at high volumes for extended periods of time.

6. Do not use the headphones in traffic. Do not use the headphones any time it would be dangerous to be unaware of noises around you.

7. Adult supervision is required for children of age 6 and under.

8. If you don't feel comfortable after wearing the headphones, please refer to an aurist for advice on whether in-ear headphones are suitable for you.

1. The headphones don't turn on.
Check if your headphones have enough battery life. If not, please charge them for at least 30 minutes.

2. The headphones and my device do not connect, or take a long time to connect.
1) Check that your headphones are in the "discoverable" mode (red and blue lights flash alternately).
2) Make sure that your headphones are not connected to other devices, and that your device is not connected to other Bluetooth devices.
3) We recommend that you press and hold both the Vol+ and Vol- buttons simultaneously for 5 seconds. Your headphones' pairing history will be cleared and will automatically enter the "discoverable" mode. If they are still not connecting, restart your device to connect.

3. My Android device successfully connects to the headphones, but the headphones don't play music.
After pairing successfully, on the Bluetooth menu of your device, tap the icon on the right of your device name and make sure the "Media Audio" option is on.

4. My Android device successfully connects to the headphones, but there is no sound from the headphones while making phone calls.
After pairing successfully, on the Bluetooth menu of your device, tap the icon on the right of your device name and make sure the "Phone Audio" option is on.

5. The Bluetooth connection is not stable, causing some interruptions.
1) Try shortening the distance between your headphones and device.
2) Avoid solid barriers in between. Please keep away from strong interference sources, such as Wi-Fi and GPS.
3) Please make sure the Bluetooth antenna of your device is not blocked.

6. While using third party music/video player apps, some in-line remote control functions do not match those in the manual.
1) Your operating system and the third party music/video player apps may have different settings for the in-line remote control functions.
2) We recommend that you use the music/video player apps that your device has originally provided.

7. I adjusted the in-line remote control to the maximum volume, but the actual volume still sounds low.
In different operating systems, especially some Android systems, the headphones and your device have separate volume control systems. Please adjust the volume controls on both the device and the headphones according to your preference.


* For more detailed product FAQs, please visit the product support section under www.1more.com

Electrical and electronic equipment, parts and batteries marked with this symbol must not be disposed of with normal household waste, it must be collected and disposed of separately to protect the environment.
Your 1MORE retailer will advise you of the correct way of disposal in your country.

Do not expose batteries or battery packs to excessive heat such as sunshine, fire or the like.


Declaration of Conformity Hereby, Tiniab Acoustic Technology Limited declares that the radio equipment type 1MORE ColorBuds True Wireless In-Ear Headphones of EFS3001B is in compliance with Directive 2014/53/EU. The full text of the EU declaration of conformity is available at the following internet address:www.1more.com
RF exposure information: The device has been evaluated to meet general RF exposure requirement.
The device can be used in portable exposure condition without restriction.
Radiation Exposure Statement Power is so low that no RF exposure calculation is needed.
Declaration for EU Compliance
Operation Frequency 2400-2483.5MHz, Max. EIRP is 0.1dBm.

Warning
Replacement of a battery with an incorrect type that can defeat a safeguard (such as catching fire, explosion, leakage of corrosive electrolyte etc).
Disposal of a battery into fire or a hot oven, or mechanically crushing or cutting of a battery, that can result in an explosion;
Leaving a battery in an extremely high temperature surrounding environment that can result in an explosion or the leakage of flammable liquid or gas; and A battery subjected to extremely low air pressure that may result in an explosion or the leakage of flammable liquid or gas.
⎓ The symbol indicates DC voltage.

 RECYCLING

This product bears the selective sorting symbol for Waste electrical and electronic equipment (WEEE). This means that this product must be handled pursuant to European directive 2014/53/EU in order to be recycled or dismantled to minimize its impact on the environment.

User has the choice to give his product to a competent recycling organization or to the retailer when he buys a new electrical or electronic equipment.

 To prevent possible hearing damage, do not listen at high volume levels for long periods.

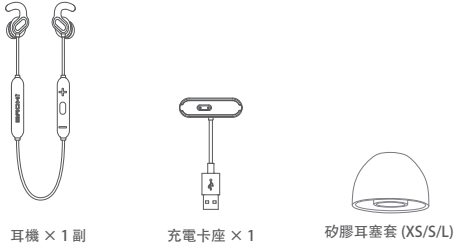
This equipment complies with FCC RF radiation exposure limits set forth for an uncontrolled environment.
This device complies with part 15 of the FCC rules. Operation is subject to the following two conditions:
(1) this device may not cause harmful interference, and (2) this device must accept any interference received, including interference that may cause undesired operation.
NOTE: The manufacturer is not responsible for any radio or TV interference caused by unauthorized modifications or changes to this equipment. Such modifications or changes could void the user's authority to operate the equipment.
NOTE: This equipment has been tested and found to comply with the limits for a Class B digital device, pursuant to part 15 of the FCC Rules. These limits are designed to provide reasonable protection against harmful interference in a residential installation. This equipment generates uses and can radiate radio frequency energy and, if not installed and used in accordance with the instructions, may cause harmful interference to radio communications. However, there is no guarantee that interference will not occur in a particular installation. If this equipment does cause harmful interference to radio or television reception, which can be determined by turning the equipment off and on, the user is encouraged to try to correct the interference by one or more of the following measures:
- Reorient or relocate the receiving antenna.
- Increase the separation between the equipment and receiver.
- Connect the equipment into an outlet on a circuit different from that to which the receiver is connected.
- Consult the dealer or an experienced radio/TV technician for help.
Supplier's Declaration of Conformity
47 CFR § 2.1077 Compliance Information
Unique Identifier:
Trade Name: 1MORE
Model No.: EFS3001B
Responsible Party – U.S. Contact Information
1MORE USA, Inc.
Address: 10225 Barnes Canyon Road, Suite A202, San Diego, California, 92121
Tel: 1-855-551-6673
E-Mail: support@1moreusa.com

IC Statement
This device complies with Industry Canada license-exempt RSS standard(s).
Operation is subject to the following two conditions:
(1) this device may not cause interference, and (2) this device must accept any interference, including interference that may cause undesired operation of the device.
Cet appareil est conforme avec Industrie Canada RSS exemptes de licence standard(s).
Son fonctionnement est soumis aux deux conditions suivantes:
(1) cet appareil ne peut pas provoquer d'interférences, et (2) cet appareil doit accepter toute interférence, y compris celles pouvant causer un mauvais fonctionnement de l'appareil.
This Class B digital apparatus complies with Canadian ICES-003.
Cet appareil numérique de la classe B est conforme à la norme NMB-003 du Canada.
This equipment complies with ISED RF radiation exposure limits set forth for an uncontrolled environment

Model: EFS3001B
Weight: 18 g
Charging Time: 60 minutes
Talk Time: 8 hours
Playtime: 10 hours*
Impedance: 32 Ω
Wireless Range: 10 m
Input: 5V=1A
Bluetooth: Bluetooth® 5.0
Bluetooth Protocol: HFP/A2DP/AVRCP
Working Temperature: 0 °C ~ 45 °C
Frequency Band: 2.400 GHz ~ 2.4835 GHz

The specifications are acquired from laboratory tested data.
* The playback time, tested under the laboratory condition of AAC format and 50% volume, may vary with different device setting, environments, usage and other factors.

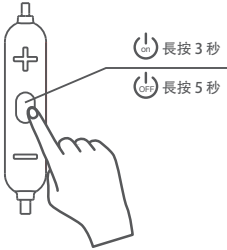
Manufacturer: Tiniab Acoustic Technology Limited
Address: Tianliao Building 1403, Zone A Tianliao Industrial Park,
Taoyuan Str., Nanshan Dist., Shenzhen, P.R. China



耳機 × 1 副

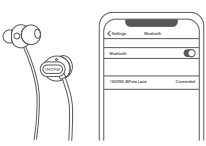
充電卡座 × 1

矽膠耳塞套 (XS/S/L)

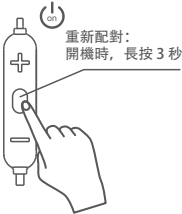


長按 3 秒

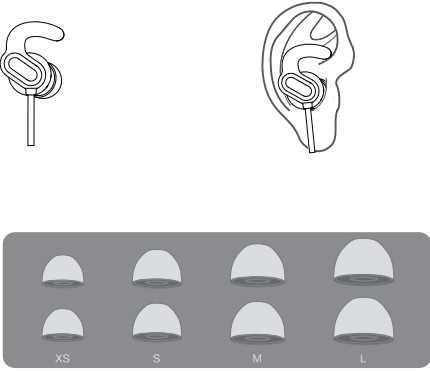
長按 5 秒




首次配對，紅、藍燈交替閃爍，選擇設備名，進行藍牙連接。



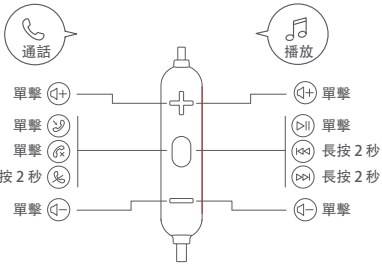
重新配對：
開機時，長按 3 秒



XS S M L



充電時紅燈長亮，充電完成紅燈熄滅。



通話

播放

單擊 (↑) 單擊 (↓)

單擊 (↻) 單擊 (⏮)

單擊 (⏭) 單擊 (⏹)

長按 2 秒 長按 2 秒

單擊 (⏮) 單擊 (⏭)

*以上功能定義因設備不同可能略有差異。

安全配對模式：連接藍牙耳機的設備在低於藍牙版本 3.0 時，使用預設連接安全密碼“0000”。

清除配對：同時按住“音量+”、“音量-”鍵 5 秒，清除配對後進入自動搜索模式。

電量/音量顯示：目前僅支援 iOS 設備；其它設備可能並不完全支援。

多台設備連接：當兩台設備同時連接一個藍牙耳機時，僅支持其中一台播放。

超出連接範圍：藍牙耳機進入回連搜索設備模式，超過 5 分鐘無設備連接自動關機。

1MORE 保證消費者自初次購買之日起一年內，對 1MORE 產品在正常使用途材料 and 工藝上的缺陷進行保修。在保固範圍內，1MORE 會直接受理您的申訴（包括從 1MORE 授權的經銷商處購買的 1MORE 產品）。在保固期內，1MORE 將自行決定修理或更換有缺陷產品或按照購買價格進行退款。本保固不適用於天災意外或使用，保養，維修不當，或是其他不是由材料，工藝上的缺陷引起的情况。完整的保固細節請登錄 www.1more.com 查看

我們知道您會享受並喜愛 1MORE 耳機。在 1MORE 我們格外重視您的滿意度。如果您想了解更多產品的訊息請掃描背面的二維條碼，進入 www.1more.com 登錄成為 VIP，1MORE 將提供您尊榮的服務。

NCC

本產品符合低功率電波輻射性電機管理辦法：

第十二條
經型式認證合格之低功率射頻電機，非經許可，公司、商號或使用者均不得擅自變更頻率、加大功率或變更原設計之特性及功能。

第十四條
低功率射頻電機之使用不得影響飛航安全及干擾合法通信；經發現有干擾現象時，應立即停用，並改善至無干擾時方得繼續使用。

前項合法通信，指依電信規定作業之無線電信。低功率射頻電機須忍受合法通信或工業、科學及醫療用電波輻射性電機設備之干擾。

名稱: 1MORE iBFree Lace 運動藍牙耳機	通訊距離: 10米
型號: EFS3001B	輸入: 5V--1A
產品重量: 18克	藍牙規範: Bluetooth®5.0
充電時間: 60分鐘	藍牙協議: HFP / A2DP / AVRCP
通話時間: 8小時	工作溫度: 0℃~45℃
音樂播放: 10小時*	頻率帶寬: 2.400 GHz~2.4835 GHz
喇叭阻抗: 32Ω	

規格參數為實驗室測試數據。

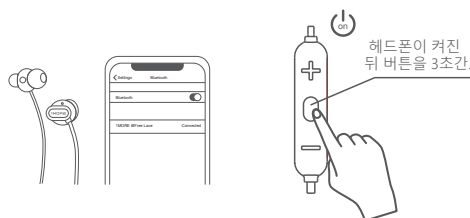
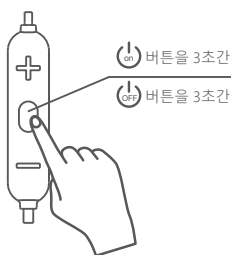
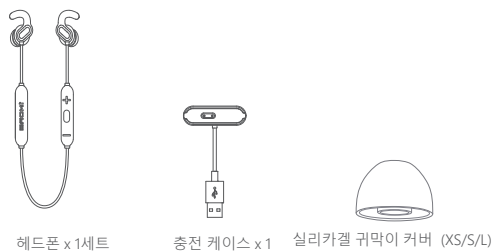
*播放時長為AAC格式，50%音量條件下的實驗室測算數據，依設備設置、環境、使用情況以及眾多其他因素可能有所差異。

製造商：萬魔聲學科技有限公司

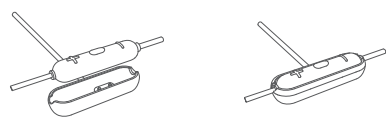
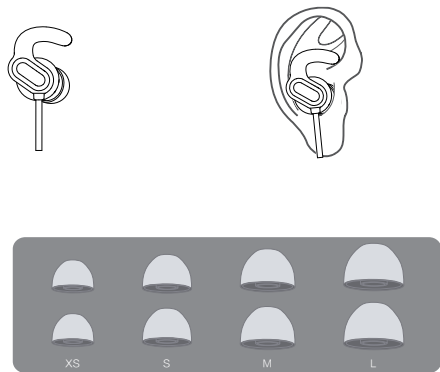
地址：深圳市南山區桃源街道田寮工業A區田寮大廈1403

服務熱線：400-992-0909

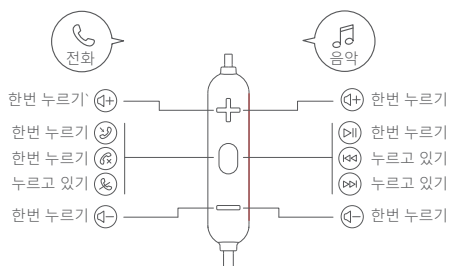
韩语



처음 기기를 작동시키면 연결 모드가 자동적으로 시작됩니다. 빨간 불빛과 파란 불빛이 번갈아 가며 반짝일 것입니다.



이어폰 LED리드지시등일 밝아진다.
충전완료시, 충전케이스 LED지시등
이 꺼진다.



*위 기능은 핸드폰마다 다를 수 있습니다.

연결 코드: 0000을 핸드폰에 3.0 이하 블루투스가 장착되어 있을 경우 기본
연결 코드 "0000"을 사용하십시오.

연결 결과: 볼륨+과 볼륨-을 5초간 누르십시오. 헤드폰이 자동적으로 발견되
도록 바뀔 것입니다.

배터리/볼륨 디스플레이: 현재는 iOS만 지원하고 있습니다; 다른 운영체제는
지원하지 않을 수 있습니다.

여기 기기 연결: 헤드폰은 두개의 핸드폰이 연결됐을 경우, 하나만 지원될
것입니다.

무선 연결 범위에서 벗어날 경우: 5분 동안 다시 연결을 시도할 것입니다. 어
무리 기에도 다시 연결되지 않을 경우, 자동적으로 전원이 꺼집니다.

1MORE 제품들은 설명서에 따라 사용되었을 경우, 구입하신 날짜로부터 1년간 고장 및 부품 결함으로부터 품질을 보장합니다. 이 품질 보증서에 따라, 공인된 총판 업체인 제품을 구입하신 후 1MORE에 직접 청구하실 수 있습니다. 보증기간 동안 1MORE에서는 고장난 부품 혹은 제품의 결함인지는 부분을 수리하거나 교체해 드립니다. 이 품질 보증서는 제품의 재료 또는 생산과정에서 생긴 문제가 아닌 사고, 잘못된 사용, 관리 또는 수리, 로 인한 손상이나 다른 문제로 생긴 고장에 대해서는 보장하지 않습니다. 이 품질 보증에 대한 자세한 내용은 www.1more.com을 방문해 주십시오.

우리는 당신이 우리의 새로운 1MORE 피스톤 이어폰을 만족하길 바랍니다. 1MORE에서는 당신의 의견에 귀를 기울이고 있습니다. 저희 제품에 대해 궁금한 점이 있으시면 설명서 뒷면의 QR코드를 스캔하여 저희 공식웹사이트를 방문해 주십시오. www.1more.com을 방문하여 회원등록을 해주세요. 1MORE에서는 소중한 당신을 위해 귀를 기울이고 있습니다.



1. 이 기기는 가정용으로 전자파적합등록을 한 기기로서 주거지역에서는 물론 모든 지역에서 사용
2. 당해 무선설비는 전파혼신 가능성이 있으므로 인명안전과 관련된 서비스는 할 수 없음.

특정소출력 무선기기(무선데이터통신시스템용 무선기기)

인종받은자의 상호: Tiinlab
제품명/모델명: 특정소홀력 무선기기(무선데이터통신시스템용
무선기기)/EFS3001B
제조사 및 제조국가: Tiinlab/China
제조연월: 2020-06-25
인증번호: R-R-TAT-EFS3001B
이 장치는 보안성이 없으므로 통신보안에 위배되는 사항의 통신
을 금지하며 운용 중
기기상호간 혼신 가능성이 있음 및 생활무선국