

MCRN2P RFID-Reader with OLED Display

MCRN2P R 1.4
April. 01, 2025

Key Features

Frequency	13.56 MHz
Interface	Ethernet (PoE-Enabled) RS485/RS232
Standards	ISO14443A/B, ISO15693
Supported Cards & Transponders	MIFARE® Family & NTAG I-Code NFC Smartphones
Antenna	Internal
Display	OLED 128x64
Housing	Waterproof IP65
Power supply	+12V or PoE
Dimensions	100x100x25mm



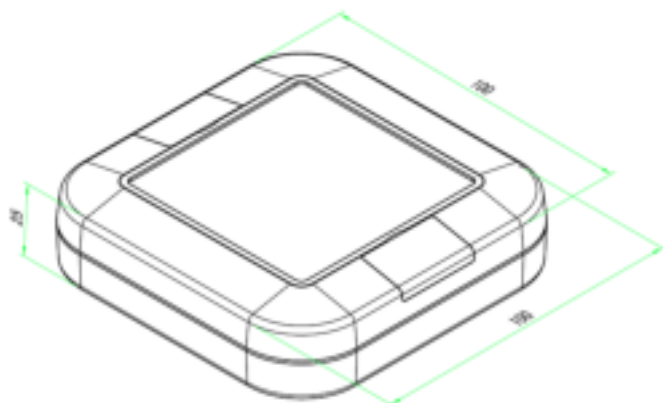
1 DESCRIPTION

The MCRN2P is a robust outdoor RFID reader equipped with an OLED display, designed for secure access control in various environments. Ideal for a wide range of access points, it ensures reliable and efficient management of authorized entries. With its durable build, it's suited for all-weather conditions, making it a dependable choice for high-security areas. The OLED display provides clear instructions, enhancing user experience and operational efficiency. Perfect for locations requiring stringent access management, such as depots or logistics hubs.

2 ELECTRICAL

SYMBOL	PARAMETER	MIN	TYP	MAX	UNIT
VIN	Input Voltage	+8	-	+60	V
IIN	Input Current (VIN=+12V)	-	100	200	mA
VR	Maximum Reverse Voltage	-	+60	-	V
TA	Ambient Temperature Range	-40	-	+85	°C
RS485-VOD	Differential Output (RL=54Ω)	+1.5	+2	+3.3	V
RS485-A/B	Input Voltages	-8V	-	+13	V
RS485-A/B	Output Voltages	-	+3.3	-	V
RS232 Receiver	Input Voltages	-30	-	+30	V
RS232 Transmitter	Output Voltages	±5	±5.2	-	V
Relays (SSR)	2x Solid State Relays 1.2A (3A peak) 30V				
ESD Performance					
RS485-A/B		IEC 61000-4-2 (ESD) ±15kV (air), ±8kV (contact)			
RS232		IEC 61000-4-2 (ESD) ±15kV (air), ±8kV (contact)			
MTBF		500.000h			

3 DIMENSIONS & MOUNTING











100 x 100 x 25 mm



Blind lids for wall mounting

4 VARIANTS

Rear Output	Side Output	Open Outputs
Ethernet Only	Ethernet Only	Ethernet + Relays + Inputs+ RS232/485
		
Ethernet + Relay Cable	Ethernet + Relay Cable	
		
Relay Cable Pinning 		
RS232/RS485 Cable Pinning 		

5 ORDERING CODES

ARTICLE NR:	Interface	Relays	Inputs	RS232	RS485	Waterproof	Power Supply	Output Type
MCRN2P-1200	PoE	2	2	1	1		PoE or Vin	Open outputs
MCRN2P-120V	Passive-PoE	2	2	1	1		+12VDC	Open outputs
MCRN2P-1100R	PoE					IP65	PoE	Rear Output
MCRN2P-1100S	PoE					IP65	PoE	Side Output
MCRN2P-1101	RS485				1	IP65	+12VDC	Side Output
MCRN2P-1102	RS232			1		IP65	+12VDC	Side Output
MCRN2P-1150R	PoE	2				IP65	PoE	Rear Output
MCRN2P-1150S	PoE	2				IP65	PoE	Side Output

Article Number

MCRN2P-1XXX

R: Rear cable outputs

S: Side cable outputs



6 FCC Regulatory Conformance

Radiation Exposure Statement

This equipment complies with FCC radiation exposure limits set forth for an uncontrolled environment. This equipment should be installed and operated at a minimum distance of 20cm between the radiator and your body.

NOTE: This equipment has been tested and found to comply with the limits for a Class A digital device, pursuant to part 15 of the FCC Rules. These limits are designed to provide reasonable protection against harmful interference in a residential installation. This equipment generates uses and can radiate radio frequency energy and, if not installed and used in accordance with the instructions, may cause harmful interference to radio communications. However, there is no guarantee that interference will not occur in a particular installation. If this equipment does cause harmful interference to radio or television reception, which can be determined by turning the equipment off and on, the user is encouraged to try to correct the interference by one or more of the following measures:

- Reorient or relocate the receiving antenna.
- Increase the separation between the equipment and receiver.
- Connect the equipment into an outlet on a circuit different from that to which the receiver is connected.
- Consult the dealer or an experienced radio/TV technician for help.

FCC Part 15.19 Warning Statement- (Required for all Part 15 devices)

THIS DEVICE COMPLIES WITH PART 15 OF THE FCC RULES. OPERATION IS SUBJECT TO THE FOLLOWING TWO CONDITIONS: (1) THIS DEVICE MAY NOT CAUSE HARMFUL INTERFERENCE, AND (2) THIS DEVICE MUST ACCEPT ANY INTERFERENCE RECEIVED, INCLUDING INTERFERENCE THAT MAY CAUSE UNDESIRE OPERATION.

FCC Part 15.21 Warning Statement-

NOTE: THE **GRANTEE** IS NOT RESPONSIBLE FOR ANY CHANGES OR MODIFICATIONS NOT EXPRESSLY APPROVED BY THE PARTY RESPONSIBLE FOR COMPLIANCE. SUCH MODIFICATIONS COULD VOID THE USER'S AUTHORITY TO OPERATE THE EQUIPMENT.