iBT77v2 QSG-English
material: 260gsm2 art card, 2C + 2C
size: 240W x 100H mm
Dec 14, 2017

PMS7467C

FRONT

iHome

Rechargeable Bluetooth Speaker with Speakerphone
Model: iBT77v2

QUICK START GUIDE

In the Box » iBT77v2 speaker
» charging cable » carry strap

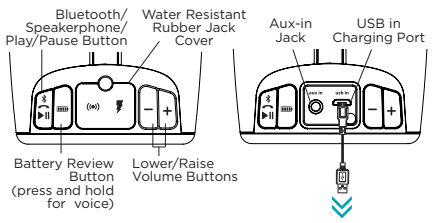

CHARGE UNIT BEFORE USE ABOUT 7 HOURS

Charge via USB AC adapter (not included) or other powered USB port

BATTERY CHARGE LEVEL REVIEW

» *Press and hold* the **Battery Button** to enter Battery Review Mode. The built-in voice will announce the current battery level.

BLUETOOTH: PAIRING & PLAYING

Pairing the First Time

Manual Pairing

» Make your Bluetooth device "discoverable"
» *Press and hold* the **Power Button** on bottom of unit for 3 sec. to power ON.
» The first time the unit is powered on it will enter auto-pairing mode.
» To manually pair, *press and hold* **Bluetooth Button** for 2 sec.
» Select "iHome iBT77" on your device's Bluetooth menu to complete pairing.
» Press **Play/Pause Button** to play and pause Bluetooth audio.
» Press **Power Button** to power OFF.

Contact Us: 1•800•288•2792

For warranty and full instructions visit: www.ihome.com/support

USING SPEAKERPHONE

Answer Call

End Call

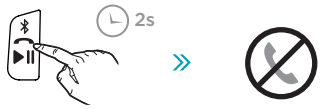

» The speaker must be on and connected with a paired Bluetooth device to recieve calls.
» Press the **Speakerphone Button** to answer incoming call. *Press and hold* to ignore/end call.

AUX-IN

» To play aux audio, connect a standard audio cable (not included) to the headphone jack of your audio device and connect the other end to the aux-in jack on iBT77v2. Make sure Bluetooth audio is paused (not playing) or you will not hear Aux audio.

WIRELESS STEREO MODE

» Link two iBT77v2(second speaker sold separately)

Power On



SPEAKER ONE SPEAKER TWO

Link

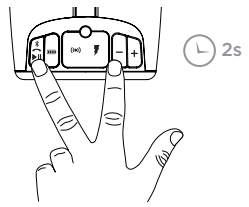

» **Power ON** both speakers.
» *Press and hold* both the **Bluetooth Button** and the **Lower Volume Button** for 2 secs.
» Repeat on second speaker.
When Linked, voice will announce "Connected", followed by "Left Channel" and "Right Channel".
» *Press and hold* the **Bluetooth Button** on one speaker and select "iHome iBT77" on device to pair. Both speakers are then paired.

BACK

LED STATUS INDICATOR (TOP OF UNIT)

Solid red = charging
Red LED off = fully charged
Flashing red = low battery (not connected)
Flashing blue = pairing
Solid blue = connected to bluetooth
Solid green = wireless stereo mode*
(*right speaker when 2 speakers are linked)

Contact Us: 1•800•288•2792

For warranty and full instructions visit: www.ihome.com/support

FCC Information

FCC ID: EMOIBT57
IC: 986B-IBT57

FCC Radiation Exposure Statement

This equipment complies with FCC RF radiation exposure limits set forth for an uncontrolled environment.

This device complies with Part 15 of the FCC Rules, operation is subject to the following two conditions: (1) This device may not cause harmful interference, and (2) this device must accept any interference received, including interference that may cause undesired operation.

- Warning: Changes or modifications to this unit not expressly approved by the party responsible for compliance could void the user's authority to operate the equipment.
- NOTE: This equipment has been tested and found to comply with the limits for a Class B digital device, pursuant to Part 15 of the FCC Rules.

These limits are designed to provide reasonable protection against harmful interference in a residential installation. This equipment generates, uses and can radiate radio frequency energy and, if not installed and used in accordance with the instructions, may cause harmful interference to radio communications.

However, there is no guarantee that interference will not occur in a particular installation. If this equipment does cause harmful interference to radio or television reception, which can be determined by turning the equipment off and on, the user is encouraged to try to correct the interference by one or more of the following measures:

- Reorient or relocate the receiving antenna.
- Increase the separation between the equipment and receiver.
- Connect the equipment into an outlet on a circuit different from that to which the receiver is connected.
- Consult the dealer or an experienced radio/TV technician for help.

CAN ICES-3 (B)/NMB-3(B)

BC

iBT77v2-171214-C

Printed in China

Canada Statement

This device complies with Industry Canada's licence-exempt RSSs. Operation is subject to the following two conditions:
(1) This device may not cause interference; and
(2) This device must accept any interference, including interference that may cause undesired operation of the device.

Le présent appareil est conforme aux CNR d'Industrie Canada applicables aux appareils radio exempts de licence. L'exploitation est autorisée aux deux conditions suivantes :
(1) l'appareil ne doit pas produire de brouillage;
(2) l'utilisateur de l'appareil doit accepter tout brouillage radioélectrique subi, même si le brouillage est susceptible d'en compromettre le fonctionnement.

The device meets the exemption from the routine evaluation limits in section 2.5 of RSS 102 and compliance with RSS-102 RF exposure, users can obtain Canadian information on RF exposure and compliance.

Le dispositif rencontre l'exemption des limites courantes d'évaluation dans la section 2.5 de RSS 102 et la conformité à l'exposition de RSS-102 rf, utilisateurs peut obtenir l'information canadienne sur l'exposition et la conformité de rf.

Internal Rechargeable Lithium-ion Battery

This device uses an internal non-replaceable rechargeable lithium-ion battery that should last the lifetime of the device. If you suspect your battery may be dead, try charging it for an extended period of time and try resetting the unit. If this fails, contact Customer Service at 1-800-288-2792.

WARNING/DISPOSAL OF UNIT

Do NOT attempt to change the battery. Doing so will void the warranty and could cause injury and damage to your device. To dispose of the unit, follow the instructions below:

- Never dispose of used batteries/electronics with ordinary solid wastes, since they contain toxic substances.
- Always dispose of used batteries/electronics in accordance with the prevailing community regulations.
- Many electronics retailers now recycle batteries and other electronic components at no charge

GENERAL BATTERY PRECAUTIONS

- Never use or charge a battery if it appears to be leaking, discolored, deformed, or in any way abnormal.
- Never disassemble the unit or attempt to remove battery as that could cause leakage of alkaline solution or other electrolytic substances.
- Avoid charging a rechargeable battery when the temperature is not within 5°C - 35° C (41° - 95° Fahrenheit).
- Never expose a battery to any liquid.
- Never expose a battery to excessive heat such as direct sunlight or fire. Never use a battery pack in an unventilated vehicle where excessive internal temperatures may be encountered.
- Always keep batteries out of the reach of infants and small children.

Bluetooth is a registered trademark of Bluetooth SIG Inc.
Bluetooth technology is incorporated under license from Bluetooth SIG Inc.
Apple App Store and Apple Watch are trademarks of Apple Inc., registered in the U.S. and other countries
Google Play Store is a trademark of Goggle, Inc..

Dec 14, 2017