

VARIANT FCC TEST REPORT

(PART 22)



| | |
|------------|--------------------------------------------------------------------------------------------------------------|
| Applicant: | Fibocom Wireless Inc. |
| Address: | 1101, Tower A, Building 6, Shenzhen International Innovation Valley, Dashi 1st Rd, Nanshan, Shenzhen, China. |

| | |
|---------------------------|--------------------------------------------------------------------------------------------------------------|
| Manufacturer or Supplier: | Fibocom Wireless Inc. |
| Address: | 1101, Tower A, Building 6, Shenzhen International Innovation Valley, Dashi 1st Rd, Nanshan, Shenzhen, China. |
| Product: | LTE module |
| Brand Name: | Fibocom |
| Model Name: | L850-GLL |
| FCC ID: | ZMOL850GLL |
| Date of tests: | Sep. 10, 2021 ~ Sep. 13, 2021 |

The tests have been carried out according to the requirements of the following standard:

- ☒ **FCC PART 22, Subpart H** ☒ **FCC Part 2**
☒ **ANSI/TIA/EIA-603-D** ☒ **ANSI C63.26-2015**
☒ **ANSI/TIA/EIA-603-E**

CONCLUSION: The submitted sample was found to COMPLY with the test requirement

| | |
|-------------------------------------------------------------------------------------|---------------------------------------------------------------------------------------|
| Prepared by Simon Wang Engineer / Mobile Department | Approved by Luke Lu Manager / Mobile Department |
|  |  |
| Date: Jan. 24, 2022 | Date: Jan. 24, 2022 |

This report is governed by, and incorporates by reference, CPS Conditions of Service as posted at the date of issuance of this report at <http://www.bureauveritas.com/home/about-us/our-business/cps/about-us/terms-conditions> and is intended for your exclusive use. Any copying or replication of this report to or for any other person or entity, or use of our name or trademark, is permitted only with our prior written permission. This report sets forth our findings solely with respect to the test samples identified herein. The results set forth in this report are not indicative or representative of the quality or characteristics of the lot from which a test sample was taken or any similar or identical product unless specifically and expressly noted. Our report includes all of the tests requested by you and the results thereof based upon the information that you provided to us. Measurement uncertainty is only provided upon request for accredited tests. You have 60 days from date of issuance of this report to notify us of any material error or omission caused by our negligence or if you require measurement uncertainty; provided, however, that such notice shall be in writing and shall specifically address the issue you wish to raise. A failure to raise such issue within the prescribed time shall constitute your unqualified acceptance of the completeness of this report, the tests conducted and the correctness of the report contents.

TABLE OF CONTENTS

| | |
|--------------------------------------------------------------------------------------|-----------|
| RELEASE CONTROL RECORD | 3 |
| 1 SUMMARY OF TEST RESULTS..... | 4 |
| 1.1 MEASUREMENT UNCERTAINTY | 5 |
| 1.2 TEST SITE AND INSTRUMENTS | 5 |
| 2 GENERAL INFORMATION | 6 |
| 2.1 GENERAL DESCRIPTION OF EUT | 6 |
| 2.2 CONFIGURATION OF SYSTEM UNDER TEST | 8 |
| 2.3 DESCRIPTION OF SUPPORT UNITS | 9 |
| 2.4 EUT OPERATING CONDITIONS | 9 |
| 2.5 GENERAL DESCRIPTION OF APPLIED STANDARDS | 9 |
| 3 TEST TYPES AND RESULTS | 10 |
| 3.1 RADIATED EMISSION MEASUREMENT | 10 |
| 3.1.1 LIMITS OF RADIATED EMISSION MEASUREMENT | 10 |
| 3.1.2 TEST PROCEDURES | 10 |
| 3.1.3 DEVIATION FROM TEST STANDARD | 10 |
| 3.1.4 TEST SETUP | 11 |
| 3.1.5 TEST RESULTS | 12 |
| 4 PHOTOGRAPHS OF THE TEST CONFIGURATION | 24 |
| 5 INFORMATION ON THE TESTING LABORATORIES | 25 |
| 6 MODIFICATIONS RECORDERS FOR ENGINEERING CHANGES TO THE EUT BY THE LAB | 26 |



Test Report No.: W7L-220113W001RF01

RELEASE CONTROL RECORD

| ISSUE NO. | REASON FOR CHANGE | DATE ISSUED |
|--------------------|---------------------------------------------------------------------------------|---------------|
| RF170106C02 | Original release | Feb. 21, 2017 |
| RF190122W003-1 | Based on the original report RF170106C02 change FCC ID | Jan. 17, 2019 |
| W7L-220113W001RF01 | Based on the original report RF190122W003-1 Update components , add LTE band 30 | Jan. 24, 2022 |

1 SUMMARY OF TEST RESULTS

The EUT has been tested according to the following specifications:

| APPLIED STANDARD: FCC Part 22 & Part 2 | | |
|----------------------------------------|------------------------------|----------------------------|
| STANDARD SECTION | TEST TYPE | RESULT |
| §2.1046 | Conducted Output Power | (See Note 2) |
| §22.913 (a)(5) | Effective Radiated Power | (See Note 2) |
| §2.1055 §22.355 | Frequency Stability | (See Note 2) |
| §2.1049 | Occupied Bandwidth | (See Note 2) |
| §22.913 (d) | Peak to average ratio* | (See Note 2) |
| §22.917(a) | Band Edge Measurements | (See Note 2) |
| §2.1051 §22.917(a) | Conducted Spurious Emissions | (See Note 2) |
| §2.1053 §22.917(a) | Radiated Spurious Emissions | Compliance (See Note 1) |

* Refer to KDB 971168 D01 Power Meas License Digital Systems v03r01.

NOTE:

1. Per the change notice provide by manufactory, the difference is updating components. All the change no effect any RF parameter. Only Radiated Spurious Emissions is verified, all other the data are reused from the original report.
2. Please refer to original report RF170106C02

1.1 MEASUREMENT UNCERTAINTY

Where relevant, the following measurement uncertainty levels have been estimated for tests performed on the EUT as specified in CISPR 16-4-2:

| MEASUREMENT | UNCERTAINTY |
|-------------------------------------|-----------------------|
| Maximum Peak Output Power | $\pm 2.06\text{dB}$ |
| Frequency Stability | $\pm 76.97\text{Hz}$ |
| Radiated emissions (30MHz~1GMHz) | $\pm 4.98\text{dB}$ |
| Radiated emissions (1GMHz ~6GMHz) | $\pm 4.70\text{dB}$ |
| Radiated emissions (6GMHz ~18GMHz) | $\pm 4.60\text{dB}$ |
| Radiated emissions (18GMHz ~40GMHz) | $\pm 4.12\text{dB}$ |
| Conducted emissions | $\pm 4.01\text{dB}$ |
| Occupied Channel Bandwidth | $\pm 43.58\text{KHz}$ |
| Band Edge Measurements | $\pm 4.70\text{dB}$ |
| Peak to average ratio | $\pm 0.76\text{dB}$ |

This uncertainty represents an expanded uncertainty expressed at approximately the 95% confidence level using a coverage factor of $k=2$.

1.2 TEST SITE AND INSTRUMENTS

NOTE : 1. The FCC Site Registration No. is 525120; The Designation No. is CN1171.

2 GENERAL INFORMATION

2.1 GENERAL DESCRIPTION OF EUT

| | | |
|------------------------|----------------------------------------------------|---------------------|
| PRODUCT | LTE module | |
| BRAND NAME | Fibocom | |
| MODEL NAME | L850-GLL | |
| NOMINAL VOLTAGE | 3.3Vdc (Form Host Equipment) | |
| MODULATION TYPE | WCDMA | BPSK |
| | LTE | QPSK, 16QAM |
| FREQUENCY RANGE | GSM/GPRS/EDGE | 824.2MHz ~ 848.8MHz |
| | WCDMA | 826.4MHz ~ 846.6MHz |
| | LTE Band 5 (Channel Bandwidth: 1.4MHz) | 824.7MHz ~ 848.3MHz |
| | LTE Band 5 (Channel Bandwidth: 3MHz) | 825.5MHz ~ 847.5MHz |
| | LTE Band 5 (Channel Bandwidth: 5MHz) | 826.5MHz ~ 846.5MHz |
| | LTE Band 5 (Channel Bandwidth: 10MHz) | 829MHz ~ 844MHz |
| | LTE Band 26 (Channel Bandwidth: 1.4MHz) | 824.7MHz ~ 848.3MHz |
| | LTE Band 26 (Channel Bandwidth: 3MHz) | 825.5MHz ~ 847.5MHz |
| | LTE Band 26 (Channel Bandwidth: 5MHz) | 826.5MHz ~ 846.5MHz |
| | LTE Band 26 (Channel Bandwidth: 10MHz) | 829MHz ~ 844MHz |
| | LTE Band 26 (Channel Bandwidth: 15MHz) | 831.5MHz ~ 841.5MHz |
| MAX. ERP POWER | WCDMA | 148.25mW |
| | LTE Band 5 (Channel Bandwidth: 1.4MHz) | 145.21mW |
| | LTE Band 5 (Channel Bandwidth: 3MHz) | 146.55mW |
| | LTE Band 5 (Channel Bandwidth: 5MHz) | 149.62mW |
| | LTE Band 5 (Channel Bandwidth: 10MHz) | 152.05mW |
| | LTE Band 26 (Channel Bandwidth: 1.4MHz) | 154.88mW |
| | LTE Band 26 (Channel Bandwidth: 3MHz) | 159.22mW |

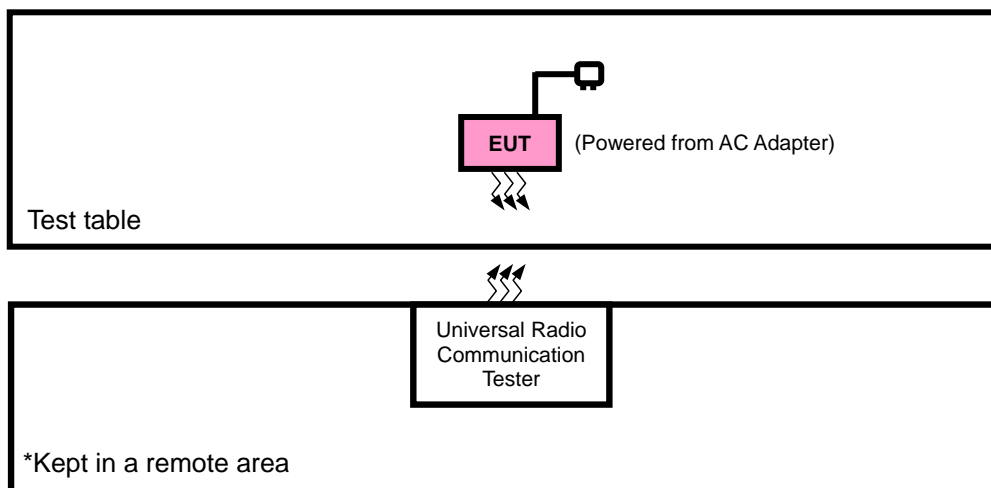


| | | |
|-----------------------------|--------------------------------------------|---------------|
| | LTE Band 26 (Channel Bandwidth: 5MHz) | 162.55mW |
| | LTE Band 26 (Channel Bandwidth: 10MHz) | 165.58mW |
| | LTE Band 26 (Channel Bandwidth: 15MHz) | 168.66mW |
| EMISSION DESIGNATOR GOGN | WCDMA | 4M08F9W |
| | LTE Band 5 (Channel Bandwidth: 1.4MHz) | QPSK: 1M09G7D |
| | LTE Band 5 (Channel Bandwidth: 3MHz) | QPSK: 2M71G7D |
| | LTE Band 5 (Channel Bandwidth: 5MHz) | QPSK: 4M50G7D |
| | LTE Band 5 (Channel Bandwidth: 10MHz) | QPSK: 9M00G7D |
| | LTE Band 26 (Channel Bandwidth: 1.4MHz) | QPSK: 1M09G7D |
| | LTE Band 26 (Channel Bandwidth: 3MHz) | QPSK: 2M70G7D |
| | LTE Band 26 (Channel Bandwidth: 5MHz) | QPSK: 4M50G7D |
| | LTE Band 26 (Channel Bandwidth: 10MHz) | QPSK: 9M00G7D |
| | LTE Band 26 (Channel Bandwidth: 15MHz) | QPSK: 13M5G7D |
| | | |
| ANTENNA TYPE | External Antenna | |
| HW VERSION | V1.0.4 | |
| SW VERSION | 18500.5001.00.05.27.12 | |
| I/O PORTS | Refer to user's manual | |
| CABLE SUPPLIED | N/A | |
| EXTREME TEMPERATURE | -10-55 °C | |
| EXTREME VOLTAGE | 3.3V- 4.4V | |

NOTE:

1. The above EUT information is declared by manufacturer and for more detailed features description, please refer to the manufacturer's specifications or user's manual.

2.2 CONFIGURATION OF SYSTEM UNDER TEST FOR RADIATION EMISSION



2.3 DESCRIPTION OF SUPPORT UNITS

The EUT has been tested as an independent unit together with other necessary accessories or support units. The following support units or accessories were used to form a representative test configuration during the tests.

| NO. | PRODUCT | BRAND | MODEL NO. | SERIAL NO. | FCC ID |
|-----|-----------|------------|-----------|------------|--------|
| 1 | DC source | Kikusui/JP | PMX18-5A | 0000001 | N/A |

| NO. | SIGNAL CABLE DESCRIPTION OF THE ABOVE SUPPORT UNITS |
|-----|-----------------------------------------------------|
| 1 | DC Line: Unshielded, Detachable 1.0m |

2.4 EUT OPERATING CONDITIONS

The EUT makes a call to the communication simulator. The communication simulator station system controlled a EUT to export maximum output power under transmission mode and specific channel frequency

2.5 GENERAL DESCRIPTION OF APPLIED STANDARDS

The EUT is a RF product. According to the specifications of the manufacturer, it must comply with the requirements of the following standards:

FCC 47 CFR Part 2

FCC 47 CFR Part 22

KDB 971168 D01 Power Meas License Digital Systems v03r01

ANSI/TIA/EIA-603-D

ANSI/TIA/EIA-603-E

ANSI C63.26-2015

NOTE: All test items have been performed and recorded as per the above standards.

3 TEST TYPES AND RESULTS

3.1 RADIATED EMISSION MEASUREMENT

3.1.1 LIMITS OF RADIATED EMISSION MEASUREMENT

The power of any emission outside of the authorized operating frequency ranges must be attenuated below the transmitting power (P) by a factor of at least $43 + 10 \log(P)$ dB. The emission limit equal to -13dBm .

3.1.2 TEST PROCEDURES

- a. Substitution method is used for E.I.R.P measurement. In the semi-anechoic chamber, EUT placed on the 0.8m height of Turn Table, rotated the table around 360 degrees to search the maximum radiation power and receiver antenna shall be rotated vertical and horizontal polarization and moved height from 1m to 4m to find the maximum polar radiated power. The "Read Value" is the spectrum reading the maximum power value.
- b. The substitution horn antenna is substituted for EUT at the same position and signals generator export the CW signal to the substitution antenna via a TX cable. Rotated the Turn Table and moved receiving antenna to find the maximum radiation power. Adjust output power level of S.G to get a Value of spectrum reading equal to "Read Value" of step a. Record the power level of S.G
- c. $\text{EIRP} = \text{Output power level of S.G} - \text{TX cable loss} + \text{Antenna gain of substitution horn}$.
- d. E.R.P power can be calculated form E.I.R.P power by subtracting the gain of dipole,
 $\text{E.R.P power} = \text{E.I.P.R power} - 2.15\text{dBi}$.

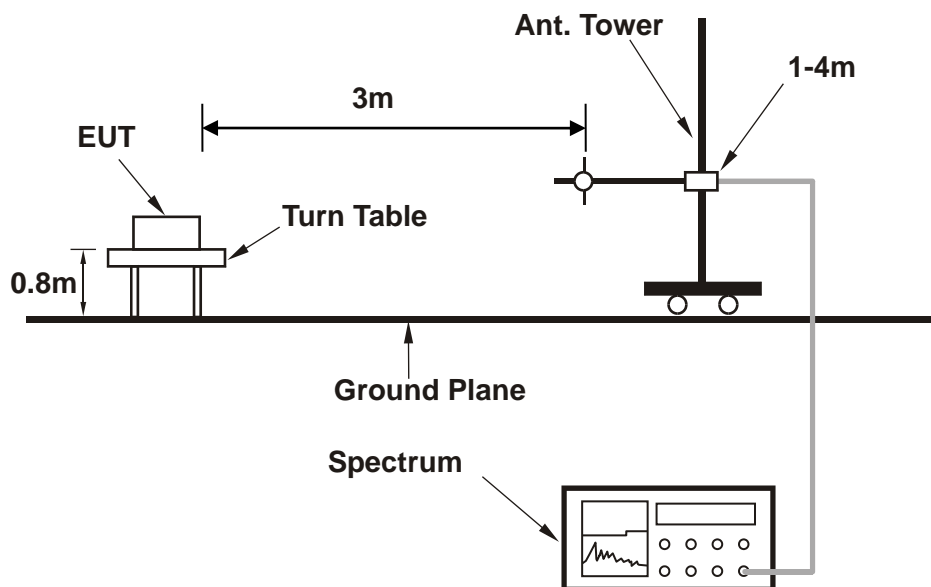
NOTE: The resolution bandwidth and video bandwidth of test receiver/spectrum analyzer is 1MHz/3MHz.

3.1.3 DEVIATION FROM TEST STANDARD

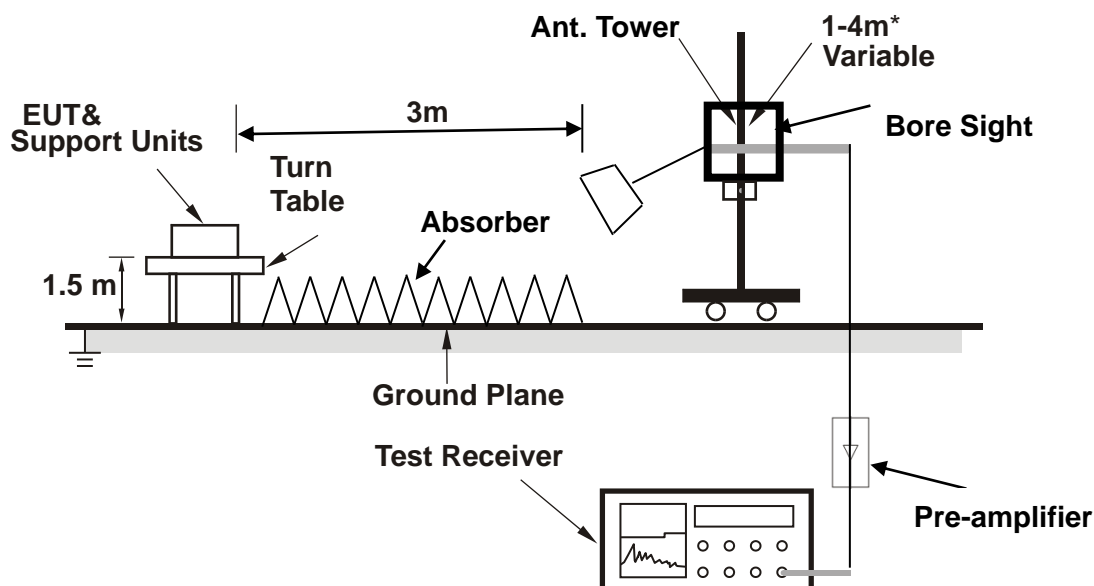
No deviation

3.1.4 TEST SETUP

< Frequency Range 30MHz~1GHz >



<Frequency Range above 1GHz>



Note: Above 1G is a directional antenna

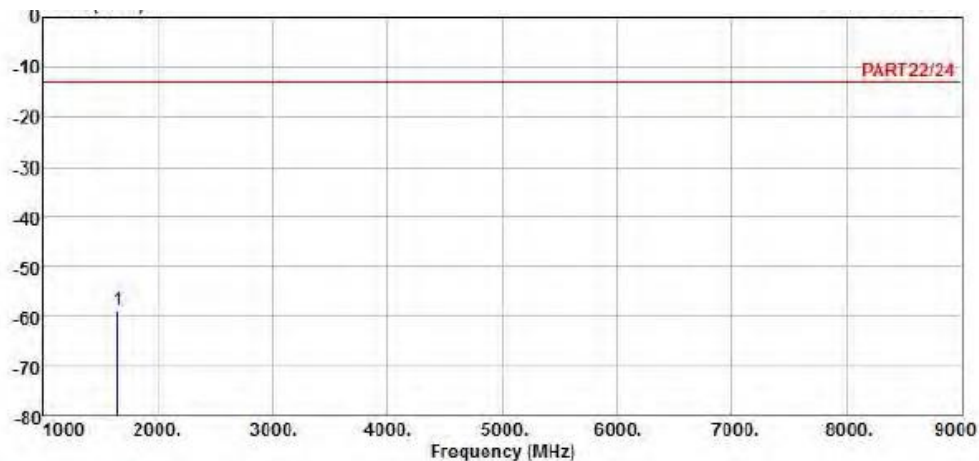
Depends on the EUT height and the antenna 3dB beamwidth both, refer to section 7.3 of CISPR 16-2-3.

For the actual test configuration, please refer to the attached file (Test Setup Photo).

3.1.5 TEST RESULTS

WCDMA

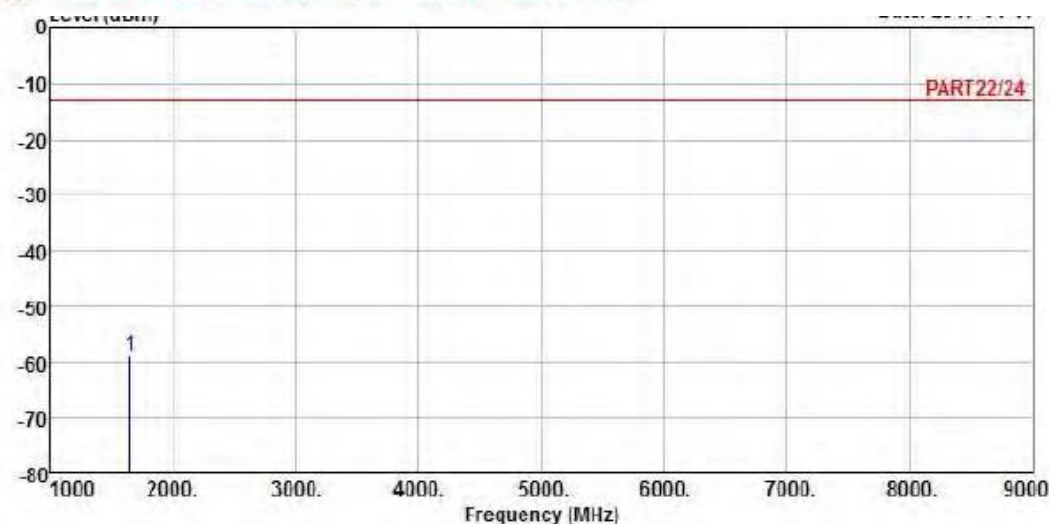
LOW Channel



Site : 966 Chamber 5
Condition: PART22/24 HORIZONTAL
Remak : WCDMA Band V_L-CH Link
Tested by: Gavin Wu

| Freq | Level | Read Level | Limit Line | Over Limit | Factor | Remark |
|------|-------|------------|------------|------------|--------|--------|
| MHz | dBm | dBm | dBm | dB | dB | |

1 pp 1649.40 -58.72 -43.99 -13.00 -45.72 -14.73 Peak



Site : 966 Chamber 5
Condition: PART22/24 VERTICAL
Remak : WCDMA Band V_L-CH Link
Tested by: Gavin Wu

| Freq | Level | Read Level | Limit Line | Over Limit | Factor | Remark |
|------|-------|------------|------------|------------|--------|--------|
| MHz | dBm | dBm | dBm | dB | dB | |

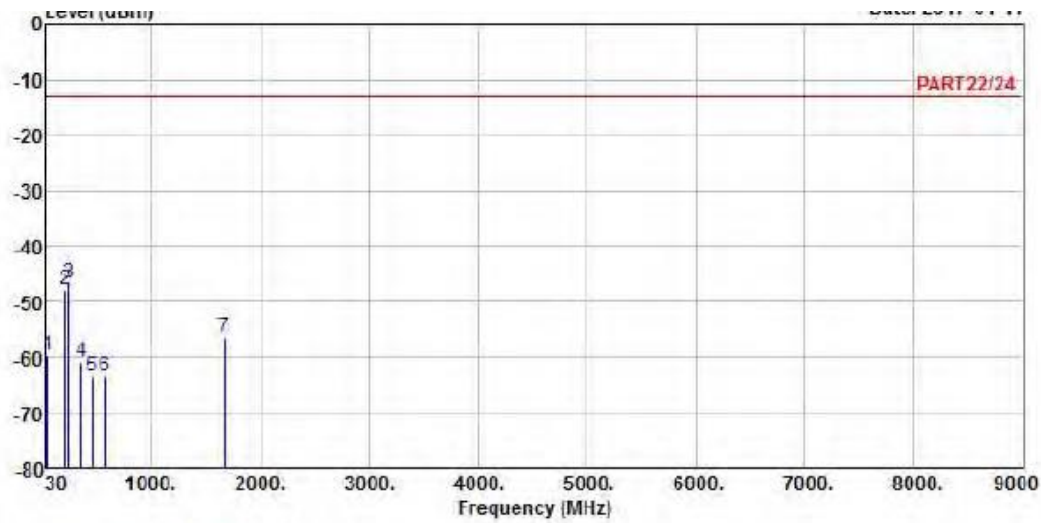
1 pp 1649.40 -58.63 -43.90 -13.00 -45.63 -14.73 Peak



BUREAU
VERITAS

Test Report No.: W7L-220113W001RF01

Middle Channel



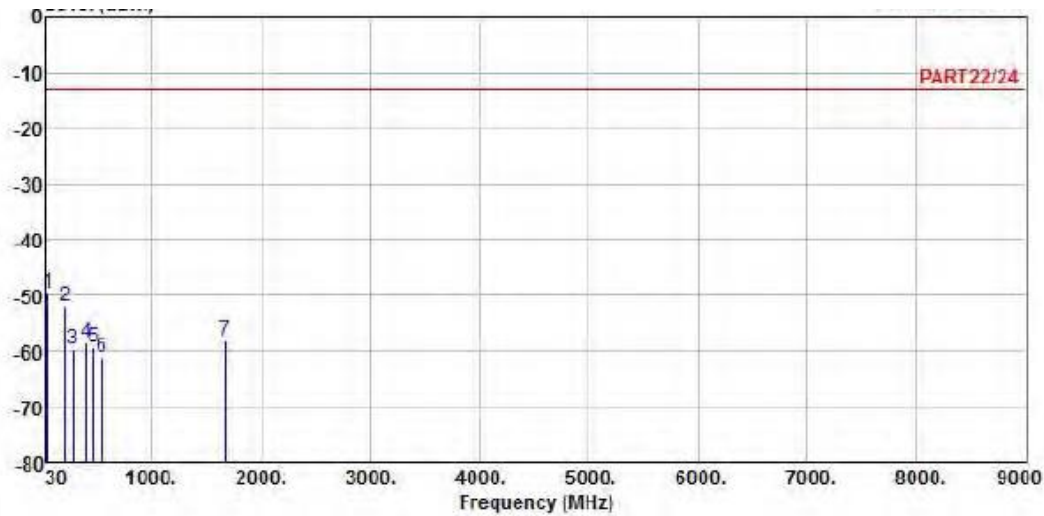
Site : 966 Chamber 5
Condition: PART22/24 HORIZONTAL
Remak : WCDMA Band V_M-CH Link
Tested by: Gavin Wu

| | Freq | Level | Read Level | Limit Line | Over Limit | Factor | Remark |
|------|---------|--------|------------|------------|------------|--------|--------|
| | MHz | dBm | dBm | dBm | dB | dB | |
| 1 | 41.64 | -59.71 | -59.30 | -13.00 | -46.71 | -0.41 | Peak |
| 2 | 205.57 | -47.91 | -40.12 | -13.00 | -34.91 | -7.79 | Peak |
| 3 pp | 238.55 | -46.60 | -40.14 | -13.00 | -33.60 | -6.46 | Peak |
| 4 | 358.83 | -60.77 | -54.58 | -13.00 | -47.77 | -6.19 | Peak |
| 5 | 452.92 | -63.43 | -57.93 | -13.00 | -50.43 | -5.50 | Peak |
| 6 | 572.23 | -63.37 | -61.45 | -13.00 | -50.37 | -1.92 | Peak |
| 7 | 1672.80 | -56.43 | -41.75 | -13.00 | -43.43 | -14.68 | Peak |



BUREAU
VERITAS

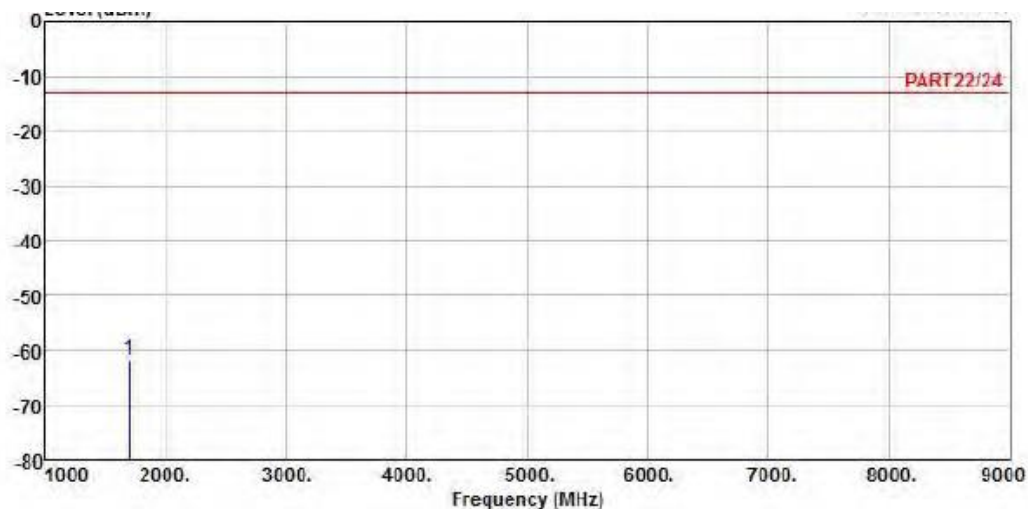
Test Report No.: W7L-220113W001RF01



Site : 966 Chamber 5
Condition: PART22/24 VERTICAL
Remak : WCDMA Band V_M-CH Link
Tested by: Gavin Wu

| | Freq | Level | Read Level | Limit Line | Over Limit | Factor | Remark |
|------|---------|--------|------------|------------|------------|--------|--------|
| | MHz | dBm | dBm | dBm | dB | dB | |
| 1 pp | 41.64 | -49.73 | -49.32 | -13.00 | -36.73 | -0.41 | Peak |
| 2 | 207.51 | -51.90 | -44.19 | -13.00 | -38.90 | -7.71 | Peak |
| 3 | 274.44 | -59.66 | -53.17 | -13.00 | -46.66 | -6.49 | Peak |
| 4 | 400.54 | -58.50 | -52.56 | -13.00 | -45.50 | -5.94 | Peak |
| 5 | 462.62 | -59.34 | -54.02 | -13.00 | -46.34 | -5.32 | Peak |
| 6 | 547.01 | -60.98 | -58.03 | -13.00 | -47.98 | -2.95 | Peak |
| 7 | 1672.80 | -58.18 | -43.50 | -13.00 | -45.18 | -14.68 | Peak |

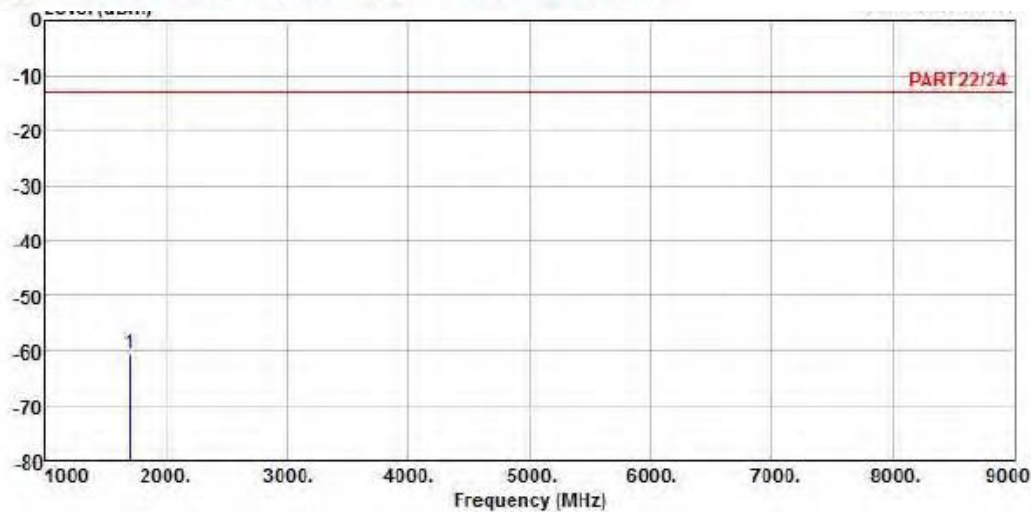
High Channel



Site : 966 Chamber 5
Condition: PART22/24 HORIZONTAL
Remak : WCDMA Band V_H-CH Link
Tested by: Gavin Wu

| Freq | Level | Read Level | Limit Line | Over Limit | Factor | Remark |
|------|-------|------------|------------|------------|--------|--------|
| MHz | dBm | dBm | dBm | dB | dB | |

1 pp 1697.60 -61.60 -47.07 -13.00 -48.60 -14.53 Peak



Site : 966 Chamber 5
Condition: PART22/24 VERTICAL
Remak : WCDMA Band V_H-CH Link
Tested by: Gavin Wu

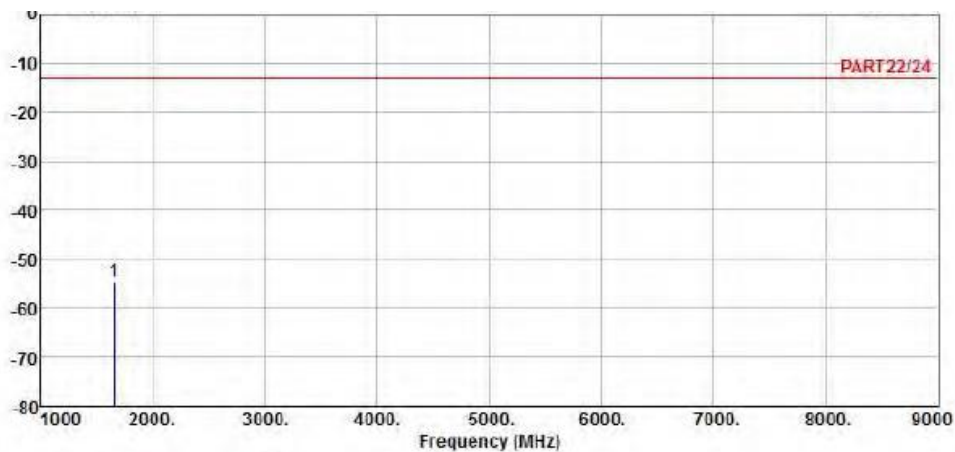
| Freq | Level | Read Level | Limit Line | Over Limit | Factor | Remark |
|------|-------|------------|------------|------------|--------|--------|
| MHz | dBm | dBm | dBm | dB | dB | |

1 pp 1697.60 -60.41 -45.88 -13.00 -47.41 -14.53 Peak

LTE Band 5

CHANNEL BANDWIDTH: 10MHz / QPSK

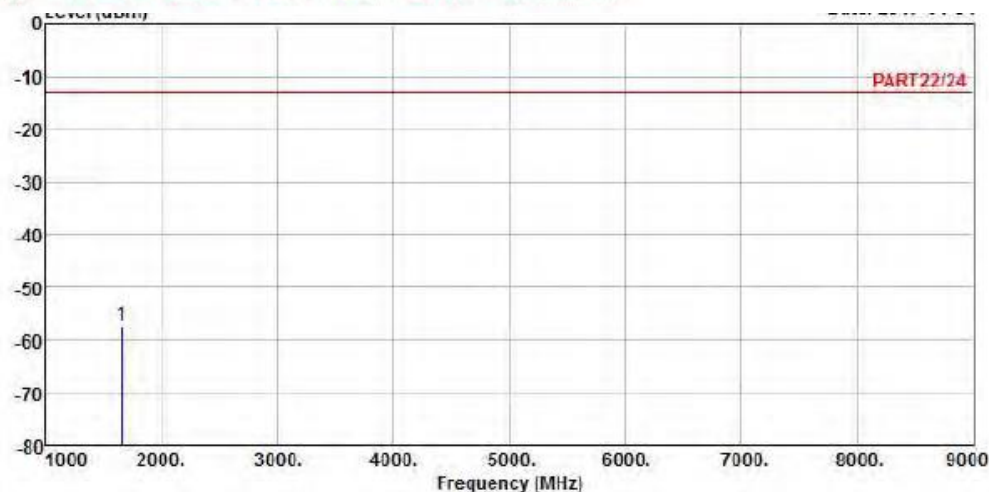
Low Channel



Site : 966 Chamber 5
Condition: PART22/24 HORIZONTAL
Remak : LTE Band V QPSK_10M_L-CH Link
Tested by: Getaz Yang

| Freq | Level | Read | Limit | Over | | |
|------|-------|-------|-------|-------|--------|--------|
| MHz | dBm | Level | Line | Limit | Factor | Remark |
| | | dBm | dBm | dB | dB | |

1 pp 1658.00 -54.51 -39.83 -13.00 -41.51 -14.68 Peak

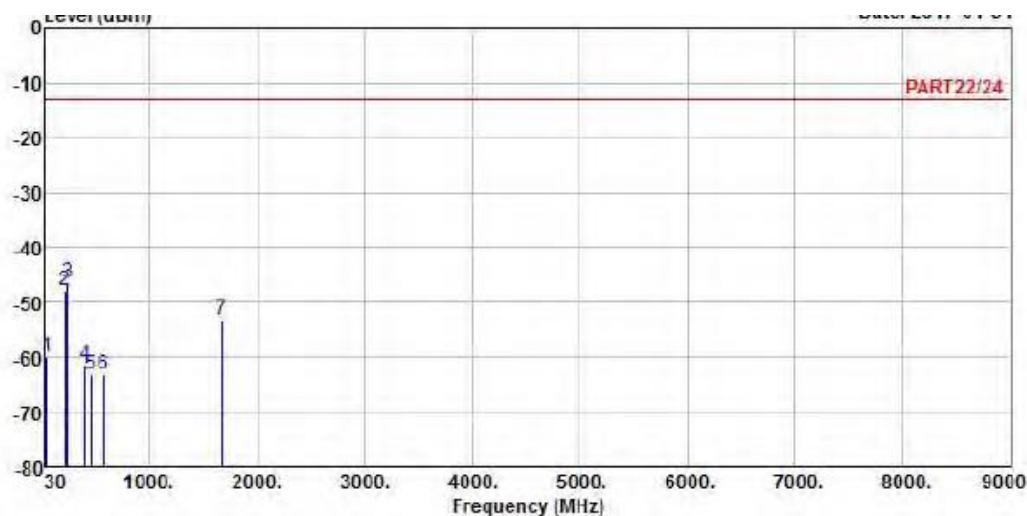


Site : 966 Chamber 5
Condition: PART22/24 VERTICAL
Remak : LTE Band V QPSK_10M_L-CH Link
Tested by: Getaz Yang

| Freq | Level | Read | Limit | Over | | |
|------|-------|-------|-------|-------|--------|--------|
| MHz | dBm | Level | Line | Limit | Factor | Remark |
| | | dBm | dBm | dB | dB | |

1 pp 1658.00 -57.27 -42.59 -13.00 -44.27 -14.68 Peak

Middle Channel



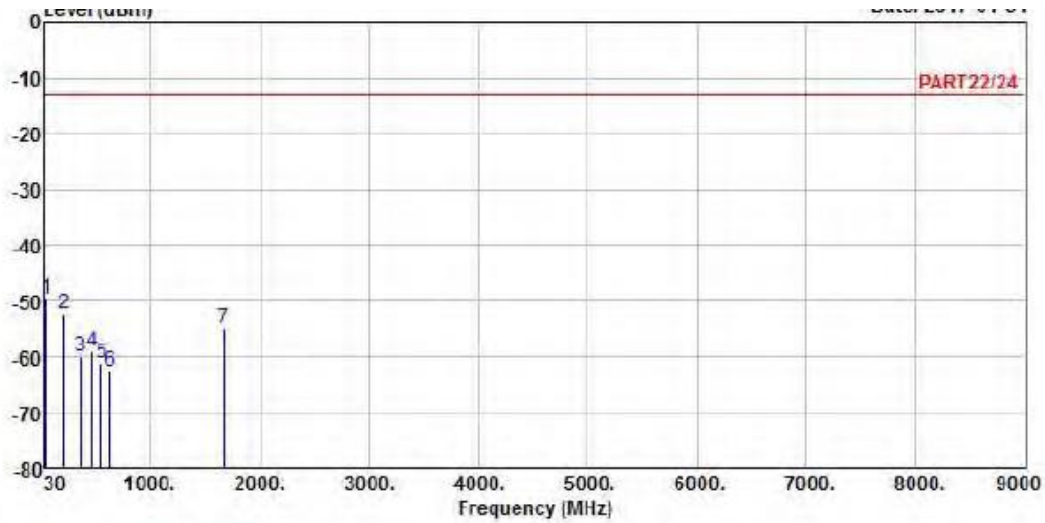
Site : 966 Chamber 5
Condition: PART22/24 HORIZONTAL
Remak : LTE Band V QPSK_10M_M-CH Link
Tested by: Getaz Yang

| | | Read | Limit | Over | | | |
|------|---------|--------|--------|--------|--------|--------|--------|
| | Freq | Level | Level | Line | Limit | Factor | Remark |
| | MHz | dBm | dBm | dBm | dB | dB | |
| 1 | 40.67 | -59.93 | -60.05 | -13.00 | -46.93 | 0.12 | Peak |
| 2 | 214.30 | -47.75 | -40.31 | -13.00 | -34.75 | -7.44 | Peak |
| 3 pp | 235.64 | -46.43 | -39.85 | -13.00 | -33.43 | -6.58 | Peak |
| 4 | 398.60 | -61.42 | -55.47 | -13.00 | -48.42 | -5.95 | Peak |
| 5 | 453.89 | -63.27 | -57.79 | -13.00 | -50.27 | -5.48 | Peak |
| 6 | 571.26 | -63.28 | -61.32 | -13.00 | -50.28 | -1.96 | Peak |
| 7 | 1673.00 | -53.24 | -38.56 | -13.00 | -40.24 | -14.68 | Peak |



**BUREAU
VERITAS**

Test Report No.: W7L-220113W001RF01



Site : 966 Chamber 5

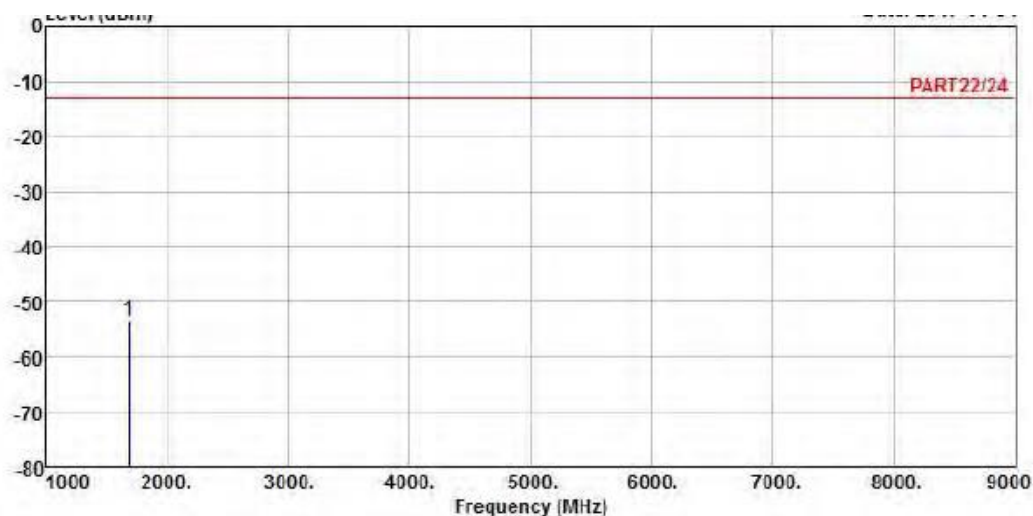
Condition: PART22/24 VERTICAL

Remak : LTE Band V QPSK_10M_M-CH Link

Tested by: Getaz Yang

| | | | Read | Limit | Over | | |
|------|---------|--------|--------|--------|--------|--------|--------|
| | Freq | Level | Level | Line | Limit | Factor | Remark |
| | MHz | dBm | dBm | dBm | dB | dB | |
| 1 pp | 41.64 | -49.50 | -49.09 | -13.00 | -36.50 | -0.41 | Peak |
| 2 | 206.54 | -52.10 | -44.35 | -13.00 | -39.10 | -7.75 | Peak |
| 3 | 361.74 | -60.00 | -53.83 | -13.00 | -47.00 | -6.17 | Peak |
| 4 | 462.62 | -58.99 | -53.67 | -13.00 | -45.99 | -5.32 | Peak |
| 5 | 552.83 | -61.13 | -58.40 | -13.00 | -48.13 | -2.73 | Peak |
| 6 | 627.52 | -62.52 | -61.69 | -13.00 | -49.52 | -0.83 | Peak |
| 7 | 1673.00 | -54.94 | -40.26 | -13.00 | -41.94 | -14.68 | Peak |

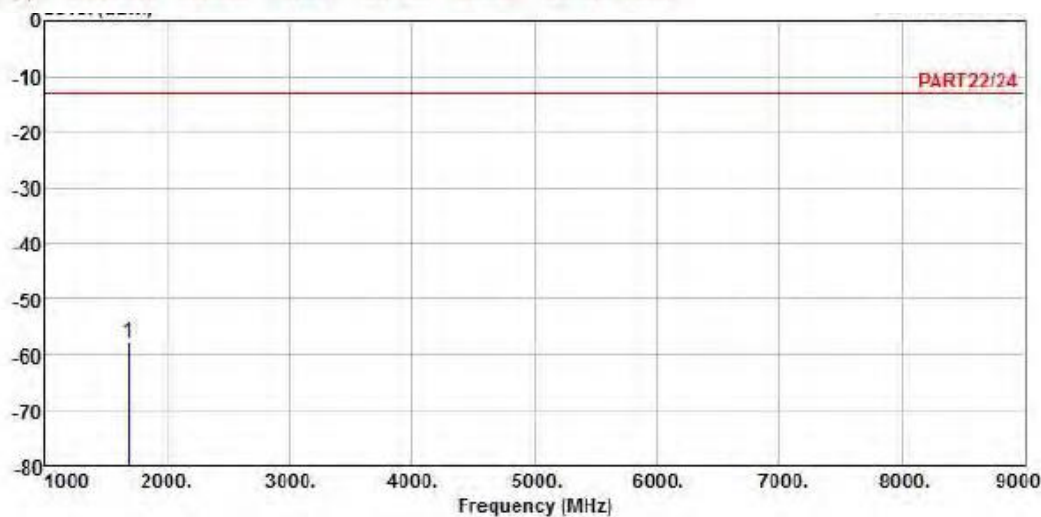
High Channel



Site : 966 Chamber 5
 Condition: PART22/24 HORIZONTAL
 Remak : LTE Band V QPSK_10M_H-CH Link
 Tested by: Getaz Yang

| Freq | Level | Read | Limit | Over | | |
|------|-------|-------|-------|-------|--------|--------|
| MHz | dBm | Level | Line | Limit | Factor | Remark |
| | | dBm | dBm | dB | dB | |

1 pp 1688.00 -53.55 -38.95 -13.00 -40.55 -14.60 Peak



Site : 966 Chamber 5
 Condition: PART22/24 VERTICAL
 Remak : LTE Band V QPSK_10M_H-CH Link
 Tested by: Getaz Yang

| Freq | Level | Read | Limit | Over | | |
|------|-------|-------|-------|-------|--------|--------|
| MHz | dBm | Level | Line | Limit | Factor | Remark |
| | | dBm | dBm | dB | dB | |

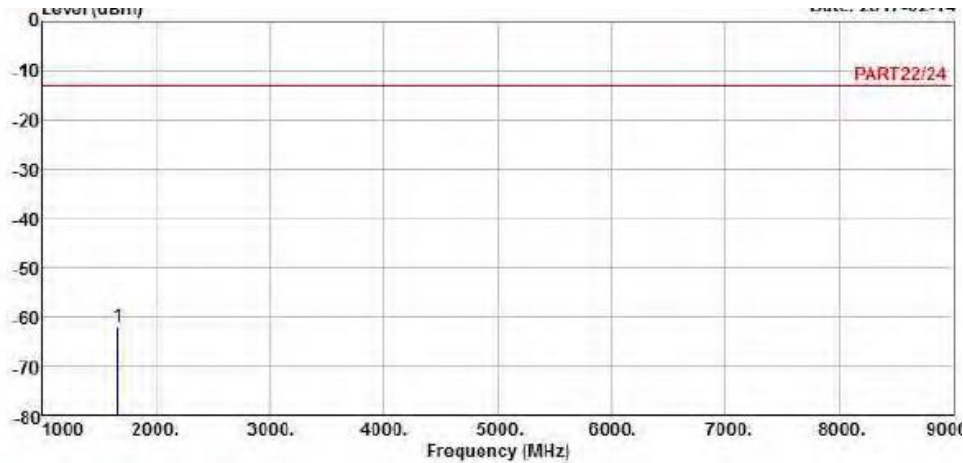
1 pp 1688.00 -57.99 -43.39 -13.00 -44.99 -14.60 Peak



LTE Band 26

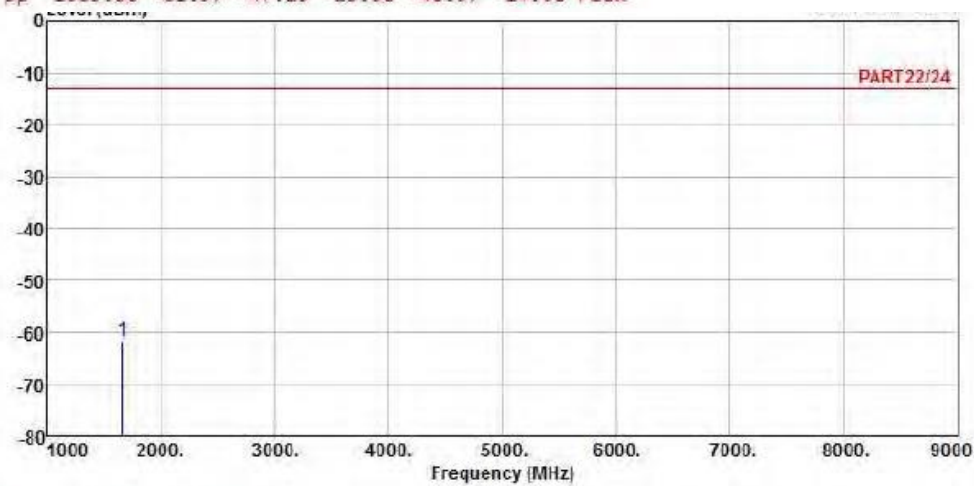
CHANNEL BANDWIDTH: 15MHz / QPSK

Low Channel



Site : 966 Chamber 5
Condition: PART22/24 HORIZONTAL
Remak : LTE Band 26 QPSK_15M_L-CH Link
Tested by: Getaz Yang

| Freq | Level | Read | Limit | Over | | |
|--------------|--------|--------|--------|--------|--------|--------|
| MHz | dBm | Level | Line | Limit | Factor | Remark |
| | | dBm | dBm | dB | dB | |
| 1 pp 1663.00 | -61.97 | -47.29 | -13.00 | -48.97 | -14.68 | Peak |

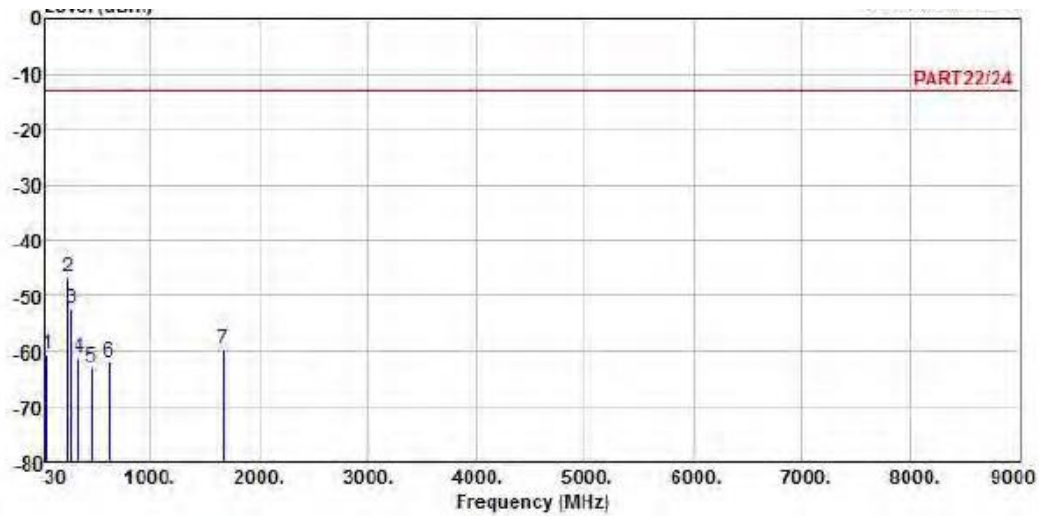


Site : 966 Chamber 5
Condition: PART22/24 VERTICAL
Remak : LTE Band 26 QPSK_15M_L-CH Link
Tested by: Getaz Yang

| Freq | Level | Read | Limit | Over | | |
|--------------|--------|--------|--------|--------|--------|--------|
| MHz | dBm | Level | Line | Limit | Factor | Remark |
| | | dBm | dBm | dB | dB | |
| 1 pp 1663.00 | -61.65 | -46.97 | -13.00 | -48.65 | -14.68 | Peak |



Middle Channel



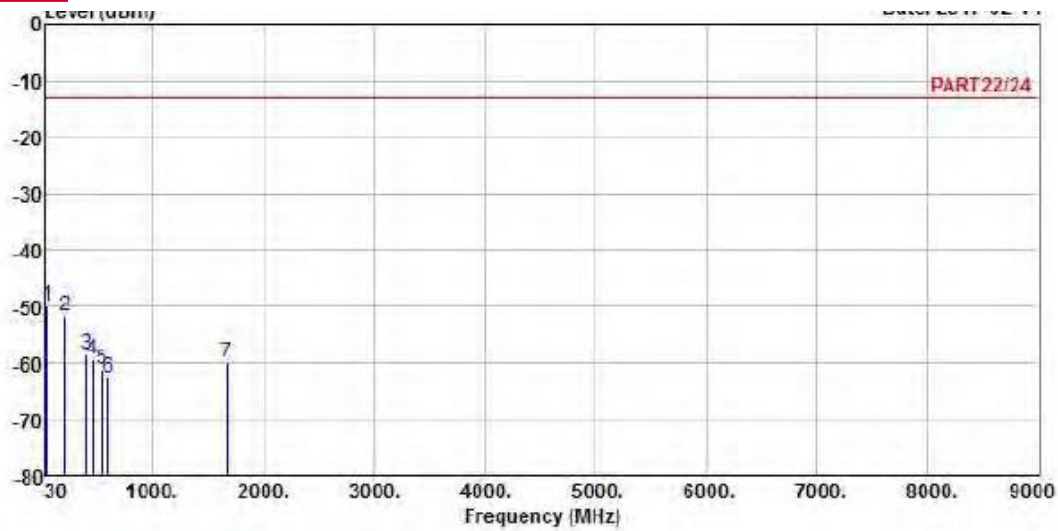
Site : 966 Chamber 5
Condition: PART22/24 HORIZONTAL
Remak : LTE Band 26 QPSK_15M_M-CH Link
Tested by: Getaz Yang

| | Freq | Level | Read Level | Limit Line | Over Limit | Factor | Remark |
|------|---------|--------|------------|------------|------------|--------|--------|
| | MHz | dBm | dBm | dBm | dB | dB | |
| 1 | 41.64 | -60.58 | -60.17 | -13.00 | -47.58 | -0.41 | Peak |
| 2 pp | 231.76 | -46.51 | -39.78 | -13.00 | -33.51 | -6.73 | Peak |
| 3 | 264.74 | -52.30 | -46.01 | -13.00 | -39.30 | -6.29 | Peak |
| 4 | 338.46 | -61.11 | -54.69 | -13.00 | -48.11 | -6.42 | Peak |
| 5 | 453.89 | -62.98 | -57.50 | -13.00 | -49.98 | -5.48 | Peak |
| 6 | 617.82 | -61.96 | -61.16 | -13.00 | -48.96 | -0.80 | Peak |
| 7 | 1673.00 | -59.52 | -44.84 | -13.00 | -46.52 | -14.68 | Peak |



**BUREAU
VERITAS**

Test Report No.: W7L-220113W001RF01



Site : 966 Chamber 5

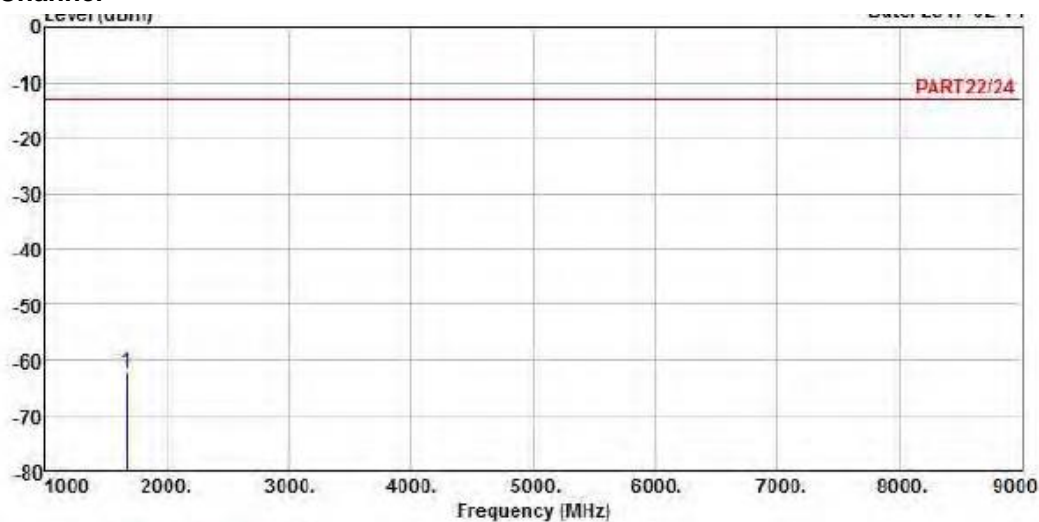
Condition: PART22/24 VERTICAL

Remak : LTE Band 26 QPSK_15M_M-CH Link

Tested by: Getaz Yang

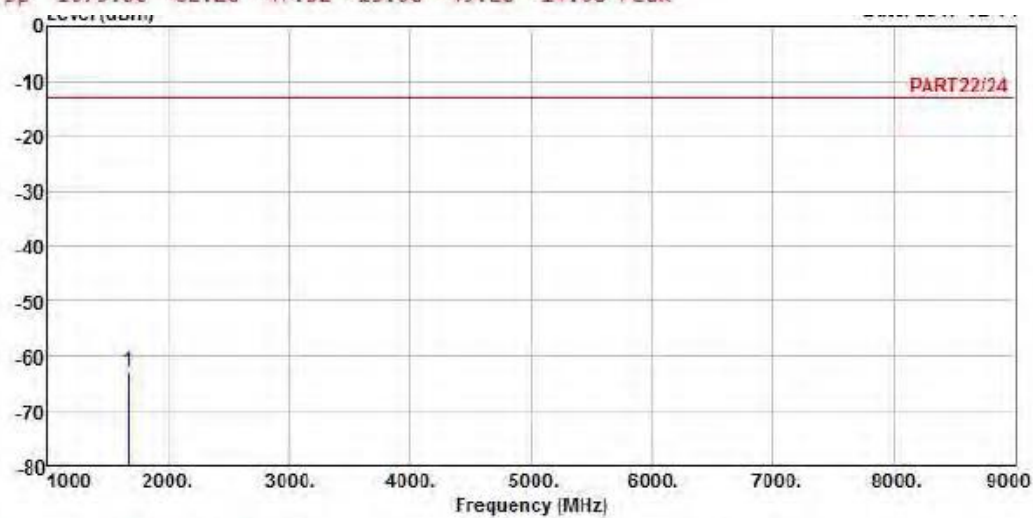
| | | Read | Limit | Over | | | |
|---|------|---------|--------|--------|--------|--------|-------------|
| | Freq | Level | Level | Line | Limit | Factor | Remark |
| | MHz | dBm | dBm | dBm | dB | dB | |
| 1 | pp | 41.64 | -49.86 | -49.45 | -13.00 | -36.86 | -0.41 Peak |
| 2 | | 206.54 | -51.73 | -43.98 | -13.00 | -38.73 | -7.75 Peak |
| 3 | | 400.54 | -58.45 | -52.51 | -13.00 | -45.45 | -5.94 Peak |
| 4 | | 452.92 | -59.22 | -53.72 | -13.00 | -46.22 | -5.50 Peak |
| 5 | | 547.01 | -61.20 | -58.25 | -13.00 | -48.20 | -2.95 Peak |
| 6 | | 599.39 | -62.46 | -61.67 | -13.00 | -49.46 | -0.79 Peak |
| 7 | | 1673.00 | -60.01 | -45.33 | -13.00 | -47.01 | -14.68 Peak |

High Channel



Site : 966 Chamber 5
 Condition: PART22/24 HORIZONTAL
 Remak : LTE Band 26 QPSK_15M_H-CH Link
 Tested by: Getaz Yang

| Freq | Level | Read | Limit | Over | | |
|--------------|--------|--------|--------|--------|--------|--------|
| MHz | dBm | Level | Line | Limit | Factor | Remark |
| | | dBm | dBm | dB | dB | |
| 1 pp 1673.00 | -62.20 | -47.52 | -13.00 | -49.20 | -14.68 | Peak |



Site : 966 Chamber 5
 Condition: PART22/24 VERTICAL
 Remak : LTE Band 26 QPSK_15M_H-CH Link
 Tested by: Getaz Yang

| Freq | Level | Read | Limit | Over | | |
|--------------|--------|--------|--------|--------|--------|--------|
| MHz | dBm | Level | Line | Limit | Factor | Remark |
| | | dBm | dBm | dB | dB | |
| 1 pp 1673.00 | -62.76 | -48.08 | -13.00 | -49.76 | -14.68 | Peak |



Test Report No.: W7L-220113W001RF01

4 PHOTOGRAPHS OF THE TEST CONFIGURATION

Please refer to the attached file (Test Setup Photo).



Test Report No.: W7L-220113W001RF01

5 INFORMATION ON THE TESTING LABORATORIES

We, BV 7LAYERS COMMUNICATIONS TECHNOLOGY (SHENZHEN) CO. LTD., were founded in 2015 to provide our best service in EMC, Radio, Telecom and Safety consultation. Our laboratories are accredited and approved according to ISO/IEC 17025.

If you have any comments, please feel free to contact us at the following:

Shenzhen EMC/RF Lab:

Tel: +86-755-88696566

Fax: +86-755-88696577

Email: customerservice.sw@bureauveritas.com

Web Site: www.adt.com.tw

The address and road map of all our labs can be found in our web site also.



Test Report No.: W7L-220113W001RF01

6 MODIFICATIONS RECORDERS FOR ENGINEERING CHANGES TO THE EUT BY THE LAB

No any modifications are made to the EUT by the lab during the test.

---END---