



Front View (Configured with 50 Ω test lead)


Figure A1






EPIRB (with test lead) alongside Antenna & Battery

Figure A3




View with Dome Removed

Figure A4



Under side of circuit board

Figure A5



View showing both circuit boards.

Figure A6